

Assemblea Ordinaria del 27 dicembre 2013  
(2^ Convocazione del 28 dicembre 2013)

## ESITO VOTAZIONE

Oggetto : **Autoriz. Disposizione Azioni Proprie**

ALLEGATO LETT. Z ALL'ATTO  
N° 32939 DI REPERTORIO  
N° 15575 DI RACCOLTA

**Sono presenti alla votazione:**

- n. 850 aventi diritto al voto, per n° 5.683.581.833 azioni ordinarie, di cui n. 3.540.532.061 ammesse al voto, pari al 30,308779% del capitale sociale rappresentato da azioni con diritto di voto nell'assemblea ordinaria.

Si precisa che, sulla base dei dati evidenziati dal sistema di rilevazione elettronica ed ai sensi del art. 14 comma 7 dello Statuto, la Fondazione Monte dei Paschi di Siena è stata esclusa dal voto per n. 2.143.049.772 azioni che rappresentano la differenza più una azione fra n. 3.913.315.802 azioni detenute da detta Fondazione e n. 1.770.266.031 azioni, pari all'ammontare complessivo delle azioni detenute da parte dei rimanenti aventi diritto presenti e ammessi al voto al momento della votazione.

- Pertanto sono state ammesse alla votazione complessivamente n. 3.540.532.061. azioni.

**La votazione ha dato il seguente esito:**

		% Azioni Rappresentate (Quorum deliberativo)	% Azioni Ammesse al voto	%Cap. Soc.
Favorevoli	3.488.021.099	61,370122	98,516862	29,859258
Contrari	1.241.633	0,021846	0,035069	0,010629
Sub Totale	3.489.262.732	61,391968	98,551932	29,869887
Astenuti	51.269.329	0,902060	1,448068	0,438892
Non Votanti	0	0,000000	0,000000	0,000000
Sub totale	51.269.329	0,902060	1,448068	0,438892
<b>Totale</b>	<b>3.540.532.061</b>	<b>62,294028</b>	<b>100,000000</b>	<b>30,308779</b>

Ai sensi dell'art. 135-undecies del TUF **non sono computate** ai fini del calcolo della maggioranza e del capitale richiesto per l'approvazione della delibera numero **1.240.926** azioni pari al **0,021829%** delle azioni rappresentate in aula.

Pag. 1


Aventi diritto al voto in proprio: 61  
Aventi diritto al voto in delega: 789  
Teste: 76 Aventi diritto al voto:850

**(\*)NOTA:**

Rispetto alla precedente rilevazione risulta quindi una variazione di n° -15 presenti in aula con diritto di voto ed una variazione del 33,494042% del capitale Sociale rappresentato.




A



LISTA ESITO DELLE VOTAZIONE  
Oggetto: Autoriz. Disposizione Azioni Proprie

CONTRARI

Badge	Ragione Sociale	Proprio	Delega	Totale
1059	CIGNI PAOLO	59.648	0	59.648
1158	MUGNAINI MARCELLA	846	0	846
1193	ACCORDI ALESSANDRO	100.000	0	100.000
1202	MONTIGIANI MAURIZIO	1.000	0	1.000
1253	ANDRENNACCI PIETRO	13.521	0	13.521
1291	CARLI GABRIELLA	0	1.000	1.000
1655	LAUVERGNACH ANDREA	5.248	0	5.248
1772	TAVANTI CLAUDIO	8.220	0	8.220
1804	GIUSTI FRANCESCO	835	0	835
1921	PISANU EMANUELA	0	92.000	92.000
1950	FALASCHI PAOLO EMILIO	17.272	17.442	34.714
1968	VIGNI ALESSANDRO	1.000	0	1.000
1972	FERRI TIZIANA	6.409	0	6.409
2027	MORGANTINI MARINO	42.746	0	42.746
2083	MANNI SERGIO	12.092	0	12.092
2144	SILENZIO MAURIZIO	17.850	0	17.850
2735	ZILIANI DOMENICO	50.000	0	50.000
2779	PISTOLESI CLAUDIO	0	160.000	160.000
2794	PAGORZI PAOLO	97.000	0	97.000
2864	COSTANTINO UGO GIUSEPPE COSTANTINO	400.022	0	400.022
2907	BORGIANNI LUISA	6.000	0	6.000
3004	CARNESECCHI STEFFANO	11.500	0	11.500
3075	FANESCHI MAURO	80.000	0	80.000
841	PISANU PIERO	20.000	0	20.000
875	TORTOLI ADAMO	0	0	0
904	BARLUZZI DANIELA	0	6.242	6.242
904	FASCINARI FABIO	1.000	0	1.000
993	PIERI PIERO	12.740	0	12.740
	<b>Totale voti</b>	<b>1.241.633</b>	<b>0</b>	<b>1.241.633</b>
	<b>Percentuale votanti %</b>	<b>0,035069</b>	<b>0</b>	<b>0,035069</b>
	<b>Percentuale Capitale %</b>	<b>0,010629</b>	<b>0</b>	<b>0,010629</b>



Aventi diritto:  
in proprio:

31 Tester:  
23 in delega:

28  
8

Pagina 1

LISTA ESITO DELLE VOTAZIONE  
Oggetto: Autoriz. Disposizione Azioni Proprie

## ASTENUTI

Badge	Ragione Sociale	Proprie	Delega	Totale
1209	SESTIGIANI NORBERTO	500	0	500
1259	CLERICI CAMILLA	0	0	0
**D	FLOURISH INVESTMENT CORPORATION	0	48.301	48.301
*RA*	COMPUTERSHARE SPA QUALE RAPP. DESIGNATO EX ART. 135 UNDECIES DEL TUF NELLA PERSONA DI ENRICO CARUSO	0	0	951.500
	951.500			
1658	MAESTRINI GIULIA	3.577	0	3.577
1760	ASSOCIAZIONE BUONGOVERNO MPS IN PERSONA DI CAMBI MARIA ALBERTA	0	0	0
1778	RAFFAELLI ROBERTO	22	0	22
1792	MARTINELLI ANGELO	1.950.000	46.270.014	48.220.014
2042	SANT FEDERIGO	10.000	0	10.000
2780	PAPI STEFFANO	0	0	0
RL*	SILOG SISTEMI LOGICI SRL	68.600	0	68.600
2862	FAZZINO RENATO ANTONIO	6.932	0	6.932
3030	SEMPlici ROMOLO	5.000	0	5.000
3181	BARVI MARIO	453.600	0	453.600
3299	GABBRICCI GIORGIO	20.000	0	20.000
511	LATORRE ANGELO MICHELE	3.951	0	3.951
Totale voti		51.269.329		51.269.329
Percentuale votanti %		1,448068		1,448068
Percentuale Capitale %		0,438892		0,438892

Aventi diritto:  
in proprio:113 Teste:  
11 in delega:14  
102

Pagina 2

Assemblea Ordinaria del 27 dicembre 2013  
(2<sup>a</sup> Convocazione del 28 dicembre 2013 )

LISTA ESITO DELLE VOTAZIONE  
Oggetto: Autoriz. Disposizione Azioni Proprie

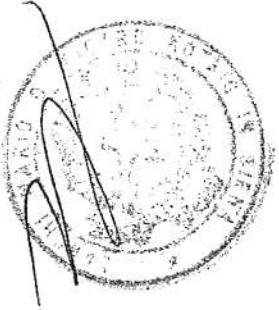
NON VOTANTI

Badge	Ragione Sociale
Totale voti	0
Percentuale votanti %	0,000000
Percentuale Capitale %	0,000000

Proprio

Delega

Totale



Aventi diritto:  
in proprio:

0 Teste:  
0 In delega:

Pagina 3

Assemblea Ordinaria del 27 dicembre 2013  
(2^ Convocazione del 28 dicembre 2013)

LISTA ESITO DELLE VOTAZIONE  
Oggetto: Autoriz. Disposizione Azioni Proprie

VOTI NON COMPUTATI (Non Votati)

Badge	Ragione Sociale	Proprio	Delega	Totale
*RA*	COMPUTERSHARE SPA QUALE RAPPR. DESIGNATO EX ART. 135 UNDECIES DEL TUF NELLA PERSONA DI ENRICO CARUSO		0	1.240.926
	1.240.926			
Totale voti				1.240.926
Percentuale votanti %				0,035049
Percentuale Capitale %				0,010623

Aventi diritto:  
in proprio:

5 Teste:  
0 in delega:

1


LISTA ESITO DELLE VOTAZIONE  
Oggetto: Autoriz. Disposizione Azioni Proprie

FAVOREVOLI

Badge	Ragione Sociale	Proprio	Delega	Totale
1064	BRACALI LEONARDO	32.988	0	32.988
1117	MANSI ANTONELLA	0	0	0
RL*	FONDAZIONE MONTE DEI PASCHI DI SIENA	1.770.266.030	0	1.770.266.030
1203	DEROSI GUALTIERO	1.000	0	1.000
1214	MONFARDINI BRUNO	10.000	0	10.000
1259	CLERICI CAMILLA	0	0	0
**D	SCHWAB INTERNATIONAL INDEX FUND	0	43.093	43.093
**D	VANGUARD EUROPEAN STOCK INDEX FUND	0	1.054.288	1.054.288
**D	VANGUARD TAX-MANAGED INTERNATIONAL FUND	0	9.498.637	9.498.637
**D	BBH/LIPEYRIS/FOODUR VERZILUNARMANNA-PENNSIO	0	183.498	183.498
**D	JTSB STE DAIMA STOCK INDEX FUND 9807	0	131.900	131.900
**D	BBH B J T S RE CMA MFS EX-JAPAN GROWTH MOTHER FUND	0	156.200	156.200
**D	NISSAY/BUTNAM FOREIGN EQUITY MOTHER FUND	0	123.984	123.984
**D	ING DIRECT	0	190.404	190.404
**D	VANGUARD TOTAL WORLD STOCK INDEX FUND	0	50.121	50.121
**D	VANGUARD DEVELOP MARKET INDEX FUND	0	364.651	364.651
**D	VANGUARD FTSE ALL-WORLD EX US INDEX FUND	0	345.945	345.945
**D	PYRAMIS GLOBAL EX US INDEX FUND LP	0	348.463	348.463
**D	FIDELITY SPARKMAN GLOBAL EX US INDEX FUND	0	3.342	3.342
**D	VANGUARD FUNDS PLC	0	51.046	51.046
**D	SCHWAB FUNDAMENTAL INTER LARGE COMP IN F	0	105.822	105.822
**D	HSBC FUND SERVICES CLIENT	0	452.596	452.596
**D	HENDERSON STRATEGIC INVESTMENT FUNDS	0	160.609	160.609
**D	TOBAM	0	15.809.257	15.809.257
**D	ROTHSCHILD AND CO GESTION	0	6.750.000	6.750.000
**D	AMUNDI	0	20.907.472	20.907.472
**D	FRR	0	2.921.410	2.921.410
**D	HOOR-GLASS INDEXED INT SHARES SRC TRUST	0	72.134	72.134
**D	FUTURE DIRECTIONS CORE-INT SHARE FUND 2	0	1.554.611	1.554.611
**D	FD INTERNATIONAL SHARE FUND 1	0	547.533	547.533
**D	WHOLESALE UNIT TRUST GLOBAL INDEX SHARES	0	91.888	91.888
**D	MULTIMIX WHOLESALE INT SHARES TRUST	0	18.202	18.202
**D	AMP INTERNATIONAL EQUITY INDEX FUND	0	440.805	440.805
**D	AUSTRALIAN CATHOLIC SUPERAN RETIREM FUND	0	120.254	120.254
**D	ENHANCED INDEX INTERNATIONAL SHARE FUND	0	312.921	312.921
**D	ETHOS SWISS FOUNDATION FOR SUSTAINABLE DEVELOPMENT	0	125.387	125.387
**D	SHINKO GLOBAL EQUITY INDEX MOTHER FUND	0	31.043	31.043
**D	SCHRODER INTERNATIONAL SELECTION FUND	0	3.761.510	3.761.510
**D	MORGAN STANLEY INVESTMENT FUNDS	0	2.963.297	2.963.297
**D	GAM STAR FUND PLC	0	2.558.140	2.558.140
**D	VANGUARD INVESTMENT SERIES, PLC	0	385.601	385.601
**D	SAS TRUSTEE CORPORATION	0	183.427	183.427
**D	FSS TRUSTEE CORPORATION	0	2	2

Aventi diritto: 701 Teste:  
in proprio: 27 in delega:

37  
674



LISTA ESITO DELLE VOTAZIONE  
Oggetto: Autorizz. Disposizione Azioni Proprie

## FAVOREVOLI

Badge	Ragione Sociale	Proprio	Delega	Totale
***	SAS TRUSTEE CORPORATION	0	1	1
***	UBS GLOBAL ASSET MANAGEMENT LIFE LTD	0	149.409	149.409
***	BLACKROCK WHOLESALE INDEXED INTERNAZIONA	0	562.147	562.147
***	ROCKEFELLER & CO., INC	0	329.453	329.453
***	BANCO CENTRAL DE TIMOR EST	0	325.299	325.299
***	CONNECTICUT GENERAL LIFE INSURANCE COMPANY	0	95.172	95.172
***	WSP INTERNATIONAL EQUITIES TRUST	0	33.329	33.329
***	BANCO CENTRAL DE TIMOR EST	0	492.813	492.813
***	EQ ADVISORS TRUST - EQ/GLOBAL MULTI-SECT	0	340.759	340.759
***	AXA PREMIER VIP TRUST - MULTIMANGER INTE	0	64.730	64.730
***	THE BOEING COMPANY EMPLOYEE RETIREMENT P	0	40.349	40.349
***	IAG ASSET MANAGEMENT WORLD EQUITY TRUST	0	87.981	87.981
***	VANGUARD INTERNATIONAL SHARE INDEX FUND	0	2.545.675	2.545.675
***	SCHRODER GLOBAL ACTIVE VALUE FUND	0	581.131	581.131
***	STATE SUPER FINANCIAL SERVICES AUSTRALIA LIMITED AS TRUSTEE FOR THE INT EQ SECT TRUST	0	183.581	183.581
***	OPTIMIX WHOLESALE GLOBAL SHARE TRUST	0	132.976	132.976
***	FAMANDSFORENSAM INVEST PST 31 EUROPA A	0	472.541	472.541
***	FIDELITY INVESTMENT FUNDS - FIDELITY MONEYBUILDER WORLD INDEX FUND	0	8.422	8.422
***	SCHRODER DIVERSIFIED GROWTH FUND	0	2.209.072	2.209.072
***	EQ ADVISORS TST - ATM INTERNATIONAL PORTFOLIO	0	659.569	659.569
***	FUNDACAO CALOUSTE GUBENKIAN	0	58.355	58.355
***	EQ ADVISORS TRUST - EQ/TEMPLETON GLOBAL E	0	1.099.581	1.099.581
***	VARIABLE PORTFOLIO - DFA INTERNATIONAL VALUE FUND	0	2.312.349	2.312.349
***	JPMORGAN INTERNATIONAL EQUITY INDEX FUND	0	902.119	902.119
***	NATIONWIDE INTERNATIONAL INDEX FUND	0	8.821	8.821
***	SBC MASTER PENSION TRUST SBC MASTER PENSION TRUST 208	0	771.866	771.866
***	T ROME PRICE INTERNATIONAL EQUITY INDEX	0	40.823	40.823
***	NVTT INTERNATIONAL INDEX FUND	0	8.107	8.107
***	EQ ADVISORS TRUST - EQ/INTERNATIONAL COR	0	428.122	428.122
***	RETIREMENT INCOME PLAN OF SAUDI ARABIAN	0	70.776	70.776
***	BLACKROCK INDEX SELECTION FUND	0	863.248	863.248
***	SCHRODER QEP GLOBAL CORE FUND	0	435.408	435.408
***	SCHRODER QEP GLOBAL ACTIVE VALUE FUND	0	8.820.591	8.820.591
***	PUBLIC EMPLOYEES RETIREMENT SYSTEM OF OH	0	26.122	26.122
***	THE MASTER TRUST BANK OF JAPAN LTD	0	6.647.221	6.647.221
***	THE MASTER TRUST BANK OF JAPAN LTD	0	11.236.363	11.236.363
***	THE MASTER TRUST BANK OF JAPAN, LTD AS TRUSTEE FOR MUTB400045796	0	5.283.339	5.283.339
***	PEOPLE'S BANK OF CHINA FOREIGN EXCH	0	4.296.153	4.296.153
***	AVIVA LIFE & PENSIONS UK LIMITED	0	247.954	247.954
***	THE MASTER TRUST BANK OF JAPAN, LTD. AS TRUSTEE FOR MUTB400045792	0	6.154.998	6.154.998
***	VANGUARD TOTAL INTERNATIONAL STOCK INDEX	0	1.572.013	1.572.013
***	PUBLIC EMPLOYEES RETIREMENT ASSOCIATION	0	4.133	4.133
***	PUBLIC EMPLOYEES RETIREMENT ASSOCIATION	0	55.575	55.575

Aventi diritto:  
in proprio:701 Teste:  
27 in delega:37  
674


Pagina 6



LISTA ESITO DELLE VOTAZIONE  
Oggetto: Autoriz. Disposizione Azioni Proprie

FAVOREVOLI

Badge	Ragione Sociale	Proprio	Delega	Totale
**D	MASTER TRUST BANK OF JAPAN, LTD. PENSION	0	6.383.733	6.383.733
**D	VANGUARD FID COMPANY EUROPEAN STOCK INDE	0	17.932	17.932
**D	MASTER INTERNATIONAL INDEX SERIES OF OVA	0	447.785	447.785
**D	AVIVA LIFE AND PENSIONS UK LIMITED	0	122.296	122.296
**D	IBM PERSONAL PENSION PLAN TRUST 113	0	1.084.115	1.084.115
**D	FLEXSHARES MORNINGSTAR DEVELOPED MARKET	0	82.417	82.417
**D	SCHRODER INTERNATIONAL MULTI-CAP VALUE FUND	0	231.128	231.128
**D	CHILDREN'S HEALTHCARE ATLANTIA INC	0	225.719	225.719
**D	SCHRODER GLOBAL MULTI CAP EQUITY FUND	0	328.821	328.821
**D	EQ ADVISORS TRUST-AXA TACTICAL MANAGER INTL	0	383.541	383.541
**D	HARTFORD LIFE INSURANCE COMPANY	0	194.957	194.957
**D	RESURRECTION HEALTH CARE RETIREMENT PLAN	0	6.510	6.510
**D	RESURRECTION HEALTH CARE PENSION PLAN	0	18.752	18.752
**D	AOR FUNDS- AQR MULTI-STRATEGY ALTERNATIV	0	40.661	40.661
**D	DONALDSON BURSTON INTL SER--THS PARTN	0	4.573.532	4.573.532
**D	ELECTRIC & GENERAL INVESTMENT FUND	0	1.836.913	1.836.913
**D	NUCLEAR LIABILITIES FUND LIMITED	0	2.427.480	2.427.480
**D	HRW TRUST NO 4 UAD 01/17/03	0	121.191	121.191
**D	HRW TESTAMENTARY TRUST NO. 7	0	18.438	18.438
**D	HRW TESTAMENTARY TRUST NO. 2	0	69.209	69.209
**D	HRW TESTAMENTARY TRUST NO. 8	0	16.230	16.230
**D	HRW TESTAMENTARY TRUST NO. 9	0	34.889	34.889
**D	HRW TRUST NO 3 UAD 01/17/03	0	43.716	43.716
**D	HRW TESTAMENTARY TRUST NO. 12	0	18.438	18.438
**D	HRW TESTAMENTARY TRUST NO 5	0	30.589	30.589
**D	STANDARD CHARTERED PENSION FUND	0	21.930	21.930
**D	NTGI-QM COMMON DAILY EAFE INDEX FUND - N	0	2.971.480	2.971.480
**D	NTGI-QM COMMON DAILY ALL COUNTRY WORLD E	0	232.372	232.372
**D	PREBYTERIAN CHURCH FOUNDATION	0	12.691	12.691
**D	ST. JOSEPH HEALTH SYSTEM	0	173.245	173.245
**D	1999 VOLUNTARY EMPLOYEES' BENEFICIARY	0	32.270	32.270
**D	HRW TRUST NO 1 UAD 01/17/03	0	29.692	29.692
**D	HRW TESTAMENTARY TRUST NO. 10	0	19.171	19.171
**D	HRW TRUST NO 2 UAD 01/17/03	0	15.189	15.189
**D	HRW TESTAMENTARY TRUST NO 1	0	59.144	59.144
**D	HRW TESTAMENTARY TRUST NO 3	0	15.189	15.189
**D	HRW TESTAMENTARY TRUST NO 6	0	56.292	56.292
**D	HRW TESTAMENTARY TRUST NO. 11	0	16.230	16.230
**D	FORD MOTOR COMPANY DEFINED BENEFIT	0	42.704	42.704
**D	ACORN 1998 TRUST	0	33.853	33.853
**D	JTW TRUST NO. 4 UAD 9/19/02	0	312.704	312.704
**D		0	6.337	6.337
**D		0	38.659	38.659



Avanti ditto: 701 Teste:  
in proprio: 27 in delega:

37  
674  
Pagina 7

LISTA ESITO DELLE VOTAZIONE  
Oggetto: Autoriz. Disposizione Azioni Proprie

## FAVOREVOLI

Badge	Ragione Sociale	Proprio	Delega	Totale
**D	JTW TRUST NO. 1 UAD 9/19/02	0	12.242	12.242
**D	JTW TRUST NO. 3 UAD 9/19/02	0	23.966	23.966
**D	HUBBELL INC MASTER PENS TRUST	0	90.843	90.843
**D	INTERNATIONAL EQUITY PARTNERS	0	63.743	63.743
**D	HONG KONG SPECIAL ADMIN EXCHANGE FD	0	794.113	794.113
**D	HK MONETARY AUTHORITY	0	3.647.014	3.647.014
**D	NORTHERN TRUST UCITS COMMON CONTRACTUAL	0	202.169	202.169
**D	COMMONWEALTH GLOBAL SHARE FUND 29	0	41.017	41.017
**D	DYNASTY INVEST, LTD	0	9.699	9.699
**D	LTM GROUP HOLDINGS, LLC	0	57.122	57.122
**D	LTM INVESTMENTS LLC	0	12.244	12.244
**D	CENTRAL PROVIDENT FUND BOARD	0	131.153	131.153
**D	NATIONAL COUNCIL FOR SOCIAL SEC FUND	0	553.648	553.648
**D	FIDELITY SALEM STREET TRUST	0	4.641	4.641
**D	NAV CANADA PENSION PLAN	0	12.430.848	12.430.848
**D	MICROSOFT GLOBAL FINANCE LIMITED	0	29.779	29.779
**D	BLUE SKY GROUP	0	17.037	17.037
**D	COMMONWEALTH SUPERANNUATION CORP. ARIA	0	788.348	788.348
**D	TRINITY COLLEGE	0	35.624	35.624
**D	NT GLOBAL INVESTMENT COLL FUNDS	0	7.547.950	7.547.950
**D	NORTHERN INTL EQUITY INDEX FUND	0	1.714.709	1.714.709
**D	HRM TESTAMENTARY TRUST NO 4	0	16.230	16.230
**D	NEW ZEALAND SUPERANNUATION FUND	0	435.172	435.172
**D	NEW ZEALAND SUPERANNUATION FUND	0	241.093	241.093
**D	FORD MOTOR COMPANY DEFINED BENEFIT	0	216.111	216.111
**D	THE HENRY SMITH CHARITY	0	263.072	263.072
**D	FORD OF CANADA MASTER TRUST FUND	0	86.483	86.483
**D	IBM DIVERSIFIED GLOBAL EQUITY FUND	0	155.123	155.123
**D	GARD COMMON CONTRACTUAL FUND	0	187.612	187.612
**D	NAT WEST BANK DEPOS THS ETROP GROWTH VAL	0	187.920	187.920
**D	NAT WEST BANK DEPOS THS INTERN GROWTH VA	0	13.188.030	13.188.030
**D	NWB AS LEGAL AND GENERAL. FIT	0	2.548.922	2.548.922
**D	NWB TRUS OF LEGAL AND GENE INT INDEX	0	70.864	70.864
**D	CHURCH OF ENGLAND INV FD FOR PENSION	0	45.812	45.812
**D	WHEELS COMMON INVESTMENT FUND	0	243.727	243.727
**D	WHEELS COMMON INVESTMENT FUND	0	199.396	199.396
**D	STICHTING PENSIONFONDS SAGITTARIUS	0	261.152	261.152
**D	STICHTING PENSIONFONDS VAN DE METALEKTR	0	3.334.892	3.334.892
**D	STICHTING PENSIONFONDS IBM NEDERL.	0	116.977	116.977
**D	IBM PENSION PLAN	0	470.379	470.379
**D	ABU DHABI RETIREMENT PENSION FUND	0	213.726	213.726
**D	STICHTING PENSIONFONDS CAMPINA	0	1.024	1.024
**D	COLORADO PUBLIC EMPLOYEES RETIREMENT	0	2.533.785	2.533.785

Aventi diritto: 701 Teste: 37  
in proprio: 27 in delega: 674

LISTA ESITO DELLE VOTAZIONE  
Oggetto: Autorizz. Disposizione Azioni Proprie


FAVOREVOLI

Badge	Ragione Sociale	Proprio	Delega	Totale
***D	AXA ASSICURAZIONI SPA	0	19.836.624	19.836.624
***D	BNP PARIBAS IP	0	5.530.999	5.530.999
***D	AXA EURO DIVIDEND S	0	13.072.000	13.072.000
***D	AXA EURO DIVIDEND K	0	8.256.000	8.256.000
***D	WHOLESALE GLOBAL EQUITY INDEX FUND	0	172.728	172.728
***D	H.E.S.T. AUSTRALIA LIMITED	0	2	2
***D	AXA EQUITABLE LIFE INSURANCE CO	0	93.812	93.812
***D	NEW MEXICO STATE INVESTMENT COUNCIL	0	52.654	52.654
***D	SHELL FOUNDATION	0	77.986	77.986
***D	NORGES BANK (CENTRAL BANK OF NORWAY)	0	2.568.954	2.568.954
***D	GOVERNMENT OF NORWAY	0	5.542.281	5.542.281
***D	STICHTING SHELL PENSIOENFONDS	0	20.890	20.890
***D	AXA INSURANCE UK PLC	0	119.590.442	119.590.442
***D	EQ ADVISORS TRUST ALLIANCEBERNSTEIN INTL	0	71.669	71.669
***D	BELL ALIANT REGIONAL COMMUNICATIONS INC	0	23.930	23.930
***D	HSEC EUROPEAN INDEX FUND	0	172.494	172.494
***D	HSEC LIFE (UK) LIMITED	0	267.224	267.224
***D	WEST MIDLANDS METROPOLITAN AUTHORITY	0	760	760
***D	WEST YORKSHIRE PENSION FUND	0	8.000	8.000
***D	HSS (IRELAND) LIMITED	0	147.300	147.300
***D	UNITEVER UK PENSION FUND	0	34.207	34.207
***D	HALLIFAX REGIONAL MUNICIPAL MASTER TRUST	0	65.419	65.419
***D	VERDIPAPI KLP AKSJEUROPA INDEXES 1	0	257.456	257.456
***D	VERDIPAPIRONDET KLP AKSJEGLOBAL 1	0	548.450	548.450
***D	AXA LEBEN AG	0	1.666.380	1.666.380
***D	AXA ASSURANCES IARD MUTUELLE	0	28.340.070	28.340.070
***D	AXA FRANCE IARD AFI DI	0	73.030.831	73.030.831
***D	AXA VERSICHERUNGEN AG	0	15.848.562	15.848.562
***D	TRUST E CUSTODY SERVICES BANK LTD	0	251.481	251.481
***D	AXA ASSURANCES VIE MUTUELLE	0	35.834.231	35.834.231
***D	AXA SA	0	43.496.846	43.496.846
***D	AXA VERSICHERUNG	0	15.827.276	15.827.276
***D	C.I.C. EQUITIES	0	1.592.198	1.592.198
***D	AXA PORTUGAL COMPANHIA DE SEGUROS S.A.	0	1.070.746	1.070.746
***D	HOOR GLASS INTERNAT SHARES SECTOR TRUST	0	588.694	588.694
***D	BANKING & PAYMENTS AUTHORITY OF TIMOR-LE	0	2.612.153	2.612.153
***D	SCHRODER GLOBAL DYNAMIC BLEND FUND	0	1.304.706	1.304.706
***D	SCHRODER GLOBAL ENHANCED INDEX FUND	0	40.000	40.000
***D	CALI EUROPE	0	231.727	231.727
***D	AXA INVESTMENT MANAGERS PARIS	0	61.802	61.802
***D	S2G	0	1.677.534	1.677.534
***D	ETOLEE GESTION	0	50.474	50.474
***D	HARTFORD INTERNATIONAL-GLOBAL EQUITY EX JAPAN INDEX FUND	0		

Avanti diritto: 701 Teste:  
in proprio: 27 in delega:

37  
674

Pagina 9



LISTA ESITO DELLE VOTAZIONE  
Oggetto: Autorizz. Disposizione Azioni Proprie

## FAVOREVOLI

Badge	Ragione Sociale	Proprio	Delega	Totale
**D	AXA ASSURANCES VTE LUXEMBOURG SA	0	184.040	184.040
**D	AXA ASSURANCES LUXEMBOURG SA	0	344.000	344.000
**D	UBS FUND MANAGEMENT (LUXEMBOURG) SA	0	6.346	6.346
**D	UBS FUND MANAGEMENT (SWITZERLAND) AG	0	1.877.489	1.877.489
**D	ARROWSTREET SAFE ALPHA EXTENSION FUND II	0	581.165	581.165
**D	PUTNAM SELECT GLOBAL EQUITY FUND LP C.O. THE PUTNAM ADVISORY COMPANY LLC	0	2.956	2.956
**D	LEGAL AND GENERAL ASSURANCE PENSIONS MANAGEMENT LIMITED	0	2.910.334	2.910.334
**D	STICHTING PENSIONFONDS METAAL EN TECHNIK	0	23.063	23.063
**D	IRISH LIFE ASSURANCE.	0	38.422	38.422
**D	COLONIAL FIRST STATE INVESTMENTS LIMITED SOUTH TOWER	0	337.898	337.898
**D	THE NOMURA TRUST AND BANKING CO LTD	0	153.605	153.605
**D	AVIVA INVESTORS INTERNATIONAL INDEX TRACKING FUND	0	102.990	102.990
**D	STICHTING MN SERVICES ANDELENFONDS EUROPA	0	3.575	3.575
**D	AEGON CUSTODY B.V	0	79.804	79.804
**D	LEGAL AND GENERAL ASSURANCE SOCIETY LIMITED	0	765.491	765.491
**D	LAZARD ASSET MANAGEMENT LTD.	0	71.442	71.442
**D	STICHTING MN SERVICES EUROPE EX UK EQUITY FUND	0	89.062	89.062
**D	COLONIAL FIRST STATE INVESTMENTS LTD.	0	1.132.778	1.132.778
**D	STICHTING PGDM DEPOSITARY	0	422.218	422.218
**D	STATE TEACHERS RETIREMENT SYSTEM OF OHIO	0	11.393.837	11.393.837
**D	SDA INTERNATIONAL EQUITY INDEX FUND	0	138.602	138.602
**D	SCHOOL EMPLOYEES RETIREMENT SYSTEM OF OHIO	0	4.294.635	4.294.635
**D	AQR DELTA MASTER ACCOUNT LP COOGER FIDUCIARY SERVICES (CAYMAN) LTD	0	298.080	298.080
**D	AQR DELTA SAPPHIRE FUND LP	0	16.524	16.524
**D	AQR ABSOLUTE RETURN MASTER ACCOUNT L.P.	0	22.515	22.515
**D	AQR GLOBAL STOCK SELECTION MASTER ACCOUNT L.P. COOGER FIDUCIARY SERVICES (CAYMAN) LTD	0	15.023	15.023
**D	STATE FARM VARIABLE PRODUCT TRUST, INTERNATIONAL EQ INDEX F	0	146.134	146.134
**D	WILLIAM BEAUMONT HOSPITAL EMPLOYEES' RETIREMENT PLAN	0	192.110	192.110
**D	WILLIAM BEAUMONT HOSPITAL	0	93.900	93.900
**D	ARKWRIGHT, LLC	0	9.841	9.841
**D	CONOCOPHILLIPS PENSION PLAN	0	190.106	190.106
**D	FAMILY INVESTMENTS CHILD TRUST FUND	0	124.194	124.194
**D	FAMILY INVESTMENTS GLOBAL ICVC FAMILY BALANCED INT FUND	0	188.345	188.345
**D	JOHN HANCOCK TRUST INTERNATIONAL EQUITY INDEX TRUST B	0	31.650	31.650
**D	HSEC AS TRUSTEE FOR SSGA EUROPE EX UK EQUITY TRACKER FUND	0	165.078	165.078
**D	AMEC STAFF PENSION SCHEME	0	3.420.310	3.420.310
**D	BNY MELLON TR+DEP ATF ST. JAMES'S PLACE GLOBAL EQ UNIT TR	0	6.571.342	6.571.342
**D	LAUDUS INTERNATIONAL MARKETMASTERS FUND	0	73.168	73.168
**D	SCHWAB INTERNATIONAL EQUITY ETF	0	147.000	147.000
**D	SCHWAB FUNDAMENTAL INTERNATIONAL LARGE COMPANY ETF	0	125.608	125.608
**D	MANAGED PENSION FUNDS LIMITED	0	477.967	477.967
**D	CGE INVESTMENTS (NO. 2) S.A.R.L.	0	200.972	200.972
**D	JOHN HANCOCK VAR INS TRUST STRATEGIC EQUITY ALLOCATION TRUST	0	155.617	155.617

Aventi diritto:  
in proprio:701 Teste:  
27 in delega:37  
674

Pagina 10

LISTA ESITO DELLE VOTAZIONE  
Oggetto: Autoriz. Disposizione Azioni Proprie

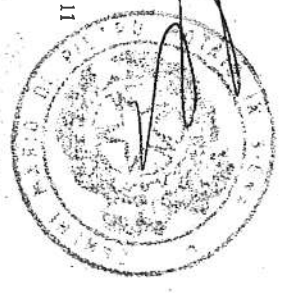
FAVOREVOLI

Badge	Ragione Sociale	Proprio	Delega	Totale
**D	JOHN HANCOCK FUNDS II STRATEGIC EQUITY ALLOCATION FUND	0	20.948	20.948
**D	PUTNAM INV FUNDS - PUTNAM INT CAPITAL OPPORTUNITIES FUND	0	1.546.066	1.546.066
**D	THE ALLIANCEBERNSTEIN POOLING PTF - ALLIANCE VOL MNGM PTF	0	8.832	8.832
**D	JOHN HANCOCK LIFE AND HEALTH INSURANCE COMPANY	0	301.968	301.968
**D	SISTERS OF MERCY OF NORTH CAROLINA FOUNDATION INC	0	5.375	5.375
**D	METROPOLITAN LIFE INSURANCE COMPANY	0	190.833	190.833
**D	THE MASTER TRUST BK OF JP LTD: HITACHI FOREIGN EQ INDEX MF	0	116.970	116.970
**D	PENSION FUND OF SUMITOMO MITSUBI BANKING CORPORATION	0	34.542	34.542
**D	GENERAL MOTORS HOURLY-RATE EMPLOYEES PENSION TRUST	0	352.826	352.826
**D	JP TR SERV BK LTD AIF MATB MSCI KOKUSAI INDEX MOTHER F	0	488.214	488.214
**D	JP TR SERV BK LTD AIF FOR MATB MSCI INDEX SEL FUND- EUR PTF	0	1.335	1.335
**D	ENERGY INSURANCE MUTUAL LIMITED	0	128.365	128.365
**D	DIGNITY HEALTH	0	4.948	4.948
**D	UNITED TECHNOLOGIES CORPORATION EMPLOYEE SAVINGS PLAN	0	459.389	459.389
**D	AMERICAN HEART ASSOCIATION	0	14.584	14.584
**D	MET INVESTOR SERIES TRUST-ALLIANCE GLOBAL DYNAMIC ALL PTF	0	311.394	311.394
**D	MET INVESTORS SERIES TRUST- SCHROEDERS GLOBAL MULTI-ASSET PTF	0	123.727	123.727
**D	CAIVERT VP EAFE INTERNATIONAL INDEX PORTFOLIO	0	77.576	77.576
**D	CLASSE DE DEPOT ET PLACEMENT DU QUEBEC	0	9.767	9.767
**D	UAW RETIREE MEDICAL BENEFITS TRUST	0	282.565	282.565
**D	AMERICAN INTERNATIONAL GROUP INC RETIREMENT PLAN	0	94.133	94.133
**D	SCHROEDER GLOBAL BLEND FUND (CANADA)	0	364.992	364.992
**D	TRANSAMERICA ALLIANCEBERNSTEIN DYNAMIC ALLOCATION VP	0	12	12
**D	INNOCAP TOBAM ANTI-BENCHMARK WORLD EQUITY FUND L.P.	0	7.140.448	7.140.448
**D	ING DIRECT STREETWISE BALANCED INCOME FUND	0	84	84
**D	ING DIRECT STREETWISE BALANCED FUND	0	115	115
**D	ING DIRECT STREETWISE BALANCED GROWTH FUND	0	96	96
**D	STATE FARM MUTUAL FUND TRUST, INTERNATIONAL INDEX FUND	0	132.327	132.327
**D	MM MSCI EAFE INTERNATIONAL INDEX FUND	0	88.783	88.783
**D	DWS EAFE EQUITY INDEX FUND	0	130.960	130.960
**D	STICHTING PHILIPS PENSIONFONDS	0	1.155.245	1.155.245
**D	LOS ANGELES COUNTY EMPLOYEES RETIREMENT ASSOCIATION	0	122.094	122.094
**D	ALLIANCEBERNSTEIN INTERNATIONAL ALL-COUNTRY PASSIVE SERIES	0	278.600	278.600
**D	MARYLAND STATE RETIREMENT & PENSION SYSTEM	0	809.309	809.309
**D	THE PRUDENTIAL INSURANCE COMPANY OF AMERICA	0	82.449	82.449
**D	MGT FUNDS PLC	0	148.302	148.302
**D	MORGAN STANLEY INSTITUTIONAL FUND INC MULTI- ASSET PORTFOLIO	0	62.240	62.240
**D	CITY OF NEW YORK GROUP TRUST	0	212.257	212.257
**D	RUSSELL INVESTMENT COMPANY PLC	0	1.374.277	1.374.277
**D	CANADA PENSION PLAN INVESTMENT BOARD	0	19.371.758	19.371.758
**D	CITY OF NEW YORK GROUP TRUST	0	672.350	672.350
**D	CITY OF NEW YORK GROUP TRUST	0	41.122	41.122
**D	THE PHILLIPS 66 UK PENSION PLAN	0	41.166	41.166

Aventi diritto: 701 Tesi:  
in proprio: 27 in delega:

37  
674

Pagina 11



Assemblea Ordinaria del 27 dicembre 2013  
(2<sup>a</sup> Convocazione del 28 dicembre 2013)

LISTA ESITO DELLE VOTAZIONI  
Oggetto: Autoriz. Disposizione Azioni Proprie

FAVOREVOLI

Badge	Ragione Sociale	Proprio	Delega	Totale
**D	WESTPAC INTERNATIONAL SHARE INDEX TRUST	0	308.665	308.665
**D	ALASKA COMMON TRUST FUND	0	120.433	120.433
**D	STATE PUBLIC SECTOR SUPERANNUATION SCHEME	0	634.836	634.836
**D	RETAIL EMPLOYEES SUPERANNUATION TRUST	0	15.617.222	15.617.222
**D	RIDGEMORTH INTERNATIONAL EQUITY INDEX FUND	0	106.291	106.291
**D	BEST INVESTMENT CORPORATION	0	578.478	578.478
**D	FLOURISH INVESTMENT CORPORATION	0	3.755.151	3.755.151
**D	FLOURISH INVESTMENT CORPORATION	0	5.945.078	5.945.078
**D	MINISTRY OF STRATEGY AND FINANCE	0	1.158	1.158
**D	SAL PENSION SCHEME	0	67.596	67.596
**D	SSGA MSCI ACWI EX-USA INDEX NON-LENDING DAILY TRUST	0	181.734	181.734
**D	SSGA SPDR ETFs EUROPE I PUBLIC LIMITED COMPANY	0	748.982	748.982
**D	STATE STREET GLOBAL ADVISORS EXEMPT UNIT TRUST	0	12	12
**D	STATE STREET GLOBAL ADVISORS GROSS ROLL UP UNIT TRUST	0	127.750	127.750
**D	SUNSUPER SUPERANNUATION FUND	0	10.912.230	10.912.230
**D	CALIFORNIA PUBLIC EMPLOYEES RETIREMENT SYSTEM	0	2.738.987	2.738.987
**D	ROMAN CATHOLIC BISHOP OF SPRINGFIELD A CORPORATION SOLE	0	7.171	7.171
**D	CALIFORNIA STATE TEACHERS RETIREMENT SYSTEM	0	170.838	170.838
**D	PINEBRIDGE GLOBAL FUNDS	0	160.213	160.213
**D	VANGUARD INV F ICVC- FTSE DEV WOR LD EX - U.K. EQ INDEX F	0	350.140	350.140
**D	VANGUARD INV F ICVC-VANGUARD FTSE DEV EUROPE EX-UK EQ INDEX F	0	620.358	620.358
**D	WELLS FARGOMASTER TRUST DIVERSIFIED STOCK PORTFOLIO	0	31.309	31.309
**D	WASHINGTON STATE INVESTMENT BOARD	0	888.522	888.522
**D	NEW YORK STATE TEACHERS RETIREMENT SYSTEM	0	10.499	10.499
**D	SCOTTISH WIDOWS INV SOL F ICVC- FUNDAMENTAL INDEX GIB EQ F	0	795.526	795.526
**D	PRUDENTIAL RETIREMENT INSURANCE & ANNUITY COMPANY	0	29.827	29.827
**D	MANULIFE ASSET MANAGEMENT INTERNATIONAL EQUITY INDEX POOLED F	0	3.748	3.748
**D	SSGA BK AND TRUST COMPANY INV FUNDS FOR TAXEXEMPT RETIREMENT PL	0	19.503.118	19.503.118
**D	SSGA RUSSELL ED GI EX-US INDEX NONLENDING QP COMMON TRUST FUND	0	509.259	509.259
**D	SSGA FTSE RAFI DEVELOPED 1000 INDEX NON-LENDING COMMON TR F	0	353.571	353.571
**D	SSGA MSCI EAFE FINANCIALS INDEX NONLENDING COMMON TRUST FUND	0	480.477	480.477
**D	SSGA MSCI EUROPE SCREENED INDEX NON-LENDING COMMON TRUST FUND	0	197.217	197.217
**D	BLACKROCK GLOBAL INDEX FUNDS	0	906.579	906.579
**D	UNIVERSAL SHIPOWNERS MARINE INS ASS LTD EQUITY CLASS 3	0	32.616	32.616
**D	MARCH FUND	0	38.500	38.500
**D	UBS ETF	0	423.638	423.638
**D	ISHARES S&P EUROPE 350 INDEX FUND	0	88.908	88.908
**D	ISHARES MSCI EAFE GROWTH INDEX FUND	0	676.560	676.560
**D	ISHARES MSCI EAFE INDEX FUND	0	121.584	121.584
**D	ISHARES MSCI EMU INDEX FUND	0	575.497	575.497
**D	ISHARES MSCI ITALY INDEX FUND	0	161.720	161.720
**D	ISHARES MSCI EUROPE FINANCIAL SECTOR INDEX FUND	0	49.080	49.080
**D	BLACKROCK INST TRUST CO NA INV FUNDSFOR EMPLOYEE BENEFIT TR	0	17.324.189	17.324.189

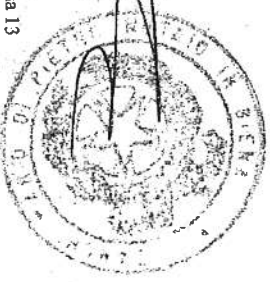
Avanti ditto: 701 Tesi: 37  
in proprio: 27 in delega: 674

LISTA ESITO DELLE VOTAZIONE  
Oggetto: Autoriz. Disposizione Azioni Proprie

FAVOREVOLI

Badge	Ragione Sociale	Proprio	Delega	Totale
**D	ISHARES CORE MSCI EAFE ETF	0	10.396	10.396
**D	ISHARES MSCI WORLD INDEX FUND	0	3.086	3.086
**D	ISHARES INTERNATIONAL FUNDAMENTAL INDEX FUND	0	427.995	427.995
**D	THRIFT SAVINGS PLAN	0	798.733	798.733
**D	BLACKROCK CDN MSCI EAFE EQUITY INDEX FUND	0	199.891	199.891
**D	BLACKROCK CDN MSCI EAFE INDEX PLUS FUND	0	132.811	132.811
**D	ACWI EX-US INDEX MASTER PORTFOLIO OF MASTER INVESTMENT PTF	0	80.370	80.370
**D	INTERNATIONAL EQUITY INDEX PLUS FUNDS B	0	493.727	493.727
**D	INTERNATIONAL EQUITY INDEX PLUS FUNDS B	0	42.807	42.807
**D	RUSSELL DEVELOPED EX-U.S. LARGE CAP INDEX FUND B	0	98.551	98.551
**D	EURO ALPHA TILTS FUND B	0	634.868	634.868
**D	BGI MSCI EUROPE EQUITY INDEX FUND B	0	340.530	340.530
**D	BGI MSCI EAFE EQUITY INDEX NON-LENDABLE FUND B	0	1.874.211	1.874.211
**D	WORLD EX-U.S. ALPHA TILTS FUND B	0	58.466	58.466
**D	BGI MSCI EMU IMI INDEX FUND B	0	328.295	328.295
**D	EUROPEX-CONTROVERSIAL WEAPONS EQUITY INDEX FUND B	0	13.838	13.838
**D	INTERNATIONAL ALPHA TILTS FUND B	0	4.269	4.269
**D	TEACHERS' RETIREMENT SYSTEM OF THE STATE OF ILLINOIS	0	9.218	9.218
**D	KAISER FOUNDATION HOSPITALS	0	4.194.783	4.194.783
**D	RUSSELL INVESTMENT COMPANY II PLC	0	893.070	893.070
**D	IBM 401K PLUS PLAN	0	1.062.827	1.062.827
**D	IBM RETIREMENT PLAN	0	151.911	151.911
**D	STATE OF ALASKA RETIREMENT AND BENEFITS PLANS	0	273.989	273.989
**D	COLLEGE RETIREMENT EQUITIES FUND	0	93.063	93.063
**D	TILA-CREF INTERNATIONAL EQUITY INDEX FUND	0	132.736	132.736
**D	THE REGENTS OF THE UNIVERSITY OF CALIFORNIA	0	360.836	360.836
**D	VALIC COMPANY I - INTERNATIONAL EQUITIES FUND	0	46.001	46.001
**D	METROPOLITAN SERIES FUND MORGAN STANLEY EAFE INDEX PORTFOLIO	0	11	11
**D	STATE OF MINNESOTA	0	55.643	55.643
**D	JOHN HANCOCK INSURANCE COMPANY OF VERMONT	0	34.048	34.048
**D	SPDR MSCI ACWI EX-US ETF	0	105.531	105.531
**D	SPDR S+P INTERNATIONAL MIDCAP ETF	0	82.287	82.287
**D	SPDR S+P INTERNATIONAL FINANCIAL SECTOR ETF	0	10.718	10.718
**D	CONSOLIDATED EDISON RETIREMENT PLAN	0	12	12
**D	MORGAN STANLEY INSTITUTIONAL FD TR - GLOBAL STRATEGIST PTF	0	102.883	102.883
**D	THE UNIVERSAL INST F INC - GLOBAL TACT ASSET ALL PTF	0	41.692	41.692
**D	ILLINOIS STATE BOARD OF INVESTMENT	0	2.748	2.748
**D	SSGA INTERNATIONAL EQUITIES INDEX TRUST	0	291.665	291.665
**D	SSGA MSCI EAFE INDEX FUND	0	343.190	343.190
**D	TEACHER RETIREMENT SYSTEM OF TEXAS	0	22	22
**D	STATE STREET GLOBAL ADVISORS INDEX F	0	226.043	226.043
**D	SA STREET TRACKS SM ETFS	0	118.038	118.038
**D	SCOTTISH WIDOWS INV SOLUTIONS F ICVC- EUROPEAN (EX UK) EQ FD	0	287.564	287.564

Aventi diritto: 701 Teste: 37  
in proprio: 27 in delega: 674



LISTA ESITO DELLE VOTAZIONI.  
Oggetto: Autoriz. Disposizione Azioni Proprie

## FAVOREVOLI

Badge	Ragione Sociale	Proprio	Delega	Totale
**D	COMMON TRUST ITALY FUND	0	5.863,859	5.863,859
**D	GE INVESTMENTS FUNDS, INC. - TOTAL RETURN FUND	0	249,632	249,632
**D	ISHARES PUBLIC LIMITED COMPANY	0	2.021,344	2.021,344
**D	ISHARES II PUBLIC LIMITED COMPANY	0	1.299,834	1.299,834
**D	ISHARES III PUBLIC LIMITED COMPANY	0	219,959	219,959
**D	ISHARES V PUBLIC LIMITED COMPANY	0	150,409	150,409
**D	ISHARES IV PUBLIC LIMITED COMPANY	0	65,296	65,296
**D	AQR FUNDS- AQR STYLE PREMIA ALTERNATIVE FUND	0	555,134	555,134
**D	ISHARES (DE) I INVSGFT MIT TGV FOR ISHS STOXX EUROPE600 BANKS	0	2.914,743	2.914,743
**D	BLACKROCK AM DE FOR ISHARES EURO STOXX BANKS (DE)	0	463,029	463,029
**D	BLACKROCK AM DE FOR ISHARES EURO STOXX (DE)	0	378,783	378,783
**D	BLACKROCK AM DE FOR ISHARES STOXX EUROPE SMALL 200 (DE)	0	278,561	278,561
**D	BLACKROCK AM DE FOR ISHARES STOXX EUROPE 600 (DE)	0	209,352	209,352
**D	AMUNDI FUNDS INDEX EQUITY EURO	0	4,783	4,783
**D	AMUNDI FUNDS INDEX EUROPE ACCOUNT	0	1,804	1,804
**D	STRUCTURA-ASYMMETRY EUROPE EQUITIES	0	21,346	21,346
**D	STRUCTURA - SMART EURO EQUITIES	0	16,919	16,919
**D	FONDACO ROMA GLOBAL EQUITY SATELLITE II	0	770	770
**D	FONDACO ROMA EURO BALANCED CORE	0	35	35
**D	ESSOR EUROPE	0	1.721,990	1.721,990
**D	GRD 10 THS	0	3.027,900	3.027,900
**D	SICAV AMUNDI ACTIONS EURO ISR	0	1,303	1,303
**D	HYMANOS L113	0	203,922	203,922
**D	ASSURDIX	0	7,340	7,340
**D	FCP LEHMAN BROTHERS EURO BETA LANIT	0	6	6
**D	A.A.- IDEAM-ISR	0	259,497	259,497
**D	FCP RSI EURO P	0	1.865,743	1.865,743
**D	FCP ICARE	0	1,292	1,292
**D	AMUNDI SOLIDARITES	0	172,911	172,911
**D	TOBAM ANTI-BENCHMARK WORLD EQUITY	0	45,297	45,297
**D	FCP AMUNDI HORIZON	0	156,720	156,720
**D	FCP AMUNDI ACTIONS INTERNATIONALES	0	2,944	2,944
**D	IBM H	0	116,100	116,100
**D	R PHARMA DVSP	0	838,500	838,500
**D	BOUREON I ROTHSCHILD ET CIE GESTION	0	774,000	774,000
**D	CURIE INVESTISSEMENTS	0	375,000	375,000
**D	MULTILATERAL INVESTMENT GUARANTEE AGENCY	0	58,984	58,984
**D	PETITBLAR EFF.BEW.BEGR.TAZAKE SNS AM	0	10	10
**D	ST.BW.ZWITSERL.BELFDS.MANDAT.SNS AM	0	853	853
**D	STG BEFDS V.D. GRAFISCHE	0	1.551,499	1.551,499
**D	STG BEDRIJFTAKPDS V H	0	45,308	45,308
**D	SRIEY NV INZ. AAND. POOL INT. MNDT SNS ASSET MNG	0	1.995,000	1.995,000
**D	SRIEY NV AANDELENPOOL EUROPA MND SNS ASS.WAN	0	2.986,497	2.986,497

Aventi diritto:  
in proprio:701 Teste:  
27 in delega:37  
674




LISTA ESITO DELLE VOTAZIONI  
Oggetto: Autoriz. Disposizione Azioni Proprie

FAVOREVOLI

Badge	Ragione Sociale	IND	FND	Proprio	Delega	Totale
**D	PETITLAAR EFFECTENBEW	INZ	SNSRESP	0	494.086	494.086
**D	CONSTRUCTION AND BUILDING UNIONS		SUPERANNUATION FUND	0	94	94
**D	QUEENSLAND INVESTMENT TRUST NO 2			0	190.615	190.615
**D	VICTORIAN SUPERANNUATION FUND			0	665	665
**D	GOVERNMENT EMPLOYEES SUPERANNUATION		BOARD	0	630.826	630.826
**D	AXA BELGIUM AFFECTATION OCA IARD			0	21.844.000	21.844.000
**D	AXA BELGIUM AFFECT OCA VIE 97			0	13.760.000	13.760.000
**D	QIC INTERNATIONAL EQUITIES FUND			0	112.100	112.100
**D	AXA BELGIUM AT			0	3.748.286	3.748.286
**D	BNYNTD (UK) AS TRUSTEE OF BLACKROCK CONTINENTAL EUROPE EQUITY TRY TRACKER FUND			0	1.537.306	1.537.306
**D	CONSTRUCTION AND BUILDING UNIONS		SUPERANNUATION FUND	0	1	1
**D	AK STEEL CORPORATION MASTER PENSION TRUST			0	138.063	138.063
**D	THE PRUDENTIAL INVESTMENT PORTFOLIOS INC/DRYDEN ACTIVE ALLOCATION			0	9.967	9.967
**D	PS FTSE RAFI DEVEL MAR EXUS PORT			0	419.706	419.706
**D	MLC LIMITED			0	28.638	28.638
**D	POWERSHARES GLOBAL FUNDS IRELAND PUBLIC LIMITED COMPANY			0	83.379	83.379
**D	THE BANK OF KOREA			0	2	2
**D	GS TAGS MARKET CONTINUOUS (INTL) LLC			0	1.068.720	1.068.720
**D	PRINCIPAL FUNDS INC. -INTERNATIONAL EQUITY INDEX FUND			0	264.484	264.484
**D	SEVENTH SWEDISH NATIONAL PENSION FUND - AP7 EQUITY FUND			0	15.362	15.362
**D	DUNHAM INTERNATIONAL STOCK FUND			0	118.447	118.447
**D	DBX TRACKERS MSCI EAFE			0	168.697	168.697
**D	MAXIM INTERNATIONAL INDEX PORTFOLIO OF MAXIM SERIES FUND, INC			0	1.456	1.456
**D	PENN SERIES DEVELOPED INTERNATIONAL		INDEX FUND	0	33.709	33.709
**D	WILMINGTON MULTI-MANAGER INTERNATIONAL FUND			0	1.271	1.271
**D	WM POOL EQUITIES TRUST NO.38			0	386.174	386.174
**D	ADVANCED SER TR AST SCHROEDERS MULTI-AS.WORLD STRATEGIC PORTFOLIO			0	1.269	1.269
**D	PRINCIPAL FUNDS INC GLOBAL MULTI STRATEGY FUND			0	343.417	343.417
**D	POWERSHARES STANDP INTERNATIONAL DEVELOPED HIGH BETA PORTFOLIO			0	131.996	131.996
**D	ADVANCED SERIES TRUST-AST SCHROEDERS GLOBAL TACTICAL PORTFOLIO			0	11.856	11.856
**D	STANLIB FUNDS LIMITED STANDARD BANK HOUSE			0	273.135	273.135
**D	BLACKROCK LIFE LIMITED			0	5.170.297	5.170.297
**D	SEI PRIVATE TRUST COMPANY			0	424.958	424.958
**D	AXA SEGUROS GENERALES SA DE SEGUROS Y REASEGUROS			0	18.740.326	18.740.326
**D	DB X TRACKERS MSCI EUROPE EQUITY			0	7.157	7.157
**D	THE PASSIVE GLOBAL SHARE TRUSTT			0	231.469	231.469
**D	CCA AGGRESSIVE RETURN FUND			0	31.037	31.037
**D	ALASKA PERMANENT FUND CORPORATION			0	2	2
**D	AZL INTERNATIONAL INDEX FUND			0	7.145	7.145
**D	BELLSOUTH CORP RFA VEB A TRUST FOR		NONREPRESENTABLE EMPLOYEES	0	1	1
**D	BELLSOUTH CORPORATION RFA VEB A TRUST			0	1	1
**D	CASEY FAMILY PROGRAMS			0	157.335	157.335
**D	COMMONWEALTH OF PENNSYLVANIA PUBLIC		SCHOOL EMPLOYEES RETIREMENT SYSTEM	0	1	1

Aventi diritto: 701 Teste: 37  
in proprio: 27 in delega: 674



LISTA ESITO DELLE VOTAZIONI  
Oggetto: Autoriz. Disposizione Azioni Proprie

FAVOREVOLI

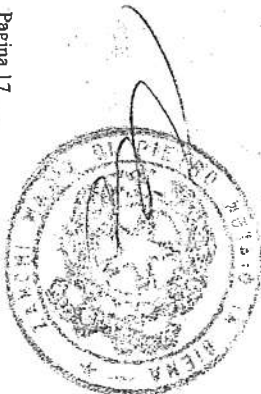
Badge	Ragione Sociale	Proprio	Delega	Totale
**D	COMMONWEALTH OF PENNSYLVANIA STATE EMPLOYEES RETIREMENT SYSTEM.	0	1	1
**D	THE STATE OF CONNECTICUT ACTINGTHROUGH ITS TREASURER	0	79	79
**D	BNY MELLON EMPLOYEE BENEFIT COLLECTIVE INVESTMENT FUND PLAN	0	781.882	781.882
**D	DREYFUS INDEX FUNDS INC DREYFUS INTERNATIONAL STC	0	281.163	281.163
**D	COUNTY EMPLOYEES ANNUITY AND BENEFIT FUND OF COOK COUNTY	0	1	1
**D	EVANGELICAL LUTHERAN CHURCH IN AMERICA BOARD OF PENSIONS	0	2	2
**D	FIDELITY CONCORD STREET TRUST: SPARTAN INTERNATIONAL INDEX FD	0	1.484.872	1.484.872
**D	FLORIDA RETIREMENT SYSTEM	0	89.907	89.907
**D	THE HEMLETT-PACKARD COMPANY 401 (K) PLAN	0	2.301.011	2.301.011
**D	KEYSPAN CORPORATION PENSION MASTER TRUST	0	87.192	87.192
**D	LAWRENCE LIVERMORE NATIONAL SECURITY, LLC AND LOS ALAMOS NATIONAL SECURITY, LLC DEFINED BENE	0	1	1
**D	LYTSSGA INTERNATIONAL INDEX FUND	0	1.048.908	1.048.908
**D	LOUISIANA STATE EMPLOYEES' RETIREMENT SYSTEM	0	1	1
**D	TEACHERS' RETIREMENT SYSTEM OF LOUISIANA	0	1	1
**D	MARCO CONSULTING GROUP TRUST 1	0	35.714	35.714
**D	EMPLOYEE RETIREMENT INCOME PLANTRUST OF 3M COM	0	692	692
**D	MERCY INVESTMENT SERVICES	0	42.663	42.663
**D	PUBLIC EMPLOYEES RETIREMENT SYSTEM OF MISSISSIPPI	0	1	1
**D	MINISTRY OF FINANCE OF THE REPUBLIC OF KAZAKHST	0	623.166	623.166
**D	TREASURER OF THE STATE OF NORTHCAROLINAEQUITY INVESTMENT FUND POOLED	0	171.100	171.100
**D	PUBLIC EMPLOYEES RETIREMENT SYSTEM OF NEVADA	0	1	1
**D	RETIREMENT BENEFITS INVESTMENT FUND	0	34.652	34.652
**D	NEW YORK STATE DEFERRED COMPENSATION PLAN	0	75.802	75.802
**D	BELL ATLANTIC MASTER TRUST	0	1	1
**D	POINT BEACH UNIT 1 AND UNIT 2 NO TRUST-ACCOUNTING MECHANISM	0	25.853	25.853
**D	POOL REINSURANCE COMPANY LIMITED	0	222.968	222.968
**D	PENSION RESERVES INVESTMENT TRUST FUND	0	1.490.871	1.490.871
**D	INDIANA PUBLIC EMPLOYEES RETIREMENT FUND	0	1	1
**D	PUBLIC EMPLOYEE RETIREMENT SYSTEM OF IDAHO	0	348.890	348.890
**D	ARIZONA PSPRS TRUST	0	1	1
**D	AFT&T UNION WELFARE BENEFIT TRUST	0	1	1
**D	SEMPRA ENERGY PENSION MASTER TRUST	0	254.696	254.696
**D	STATE OF WISCONSIN INVESTMENT BOARD	0	2	2
**D	TD EMERALD INTERNATIONAL EQUITYINDEX FUND	0	39.401	39.401
**D	TD EMERALD INTERNATIONAL EQUITYINDEX FUND	0	12.774	12.774
**D	TD EUROPEAN INDEX FUND	0	1.103	1.103
**D	PUBLIC SECTOR PENSION INVESTMENT BOARD	0	61	61
**D	IMPERIAL INTERNATIONAL EQUITY POOL	0	1	1
**D	UPS GROUP TRUST	0	1	1
**D	UPS GROUP TRUST	0	1	1
**D	DMC BENEFIT BOARD, INC	0	1	1
**D	VIRGINIA RETIREMENT SYSTEM	0	2.347	2.347
**D	VERIZON MASTER SAVINGS TRUST	0	185.314	185.314

Aventi diritto: 701 Teste: 37  
in proprio: 27 in delega: 674

LISTA ESITO DELLE VOTAZIONE  
Oggetto: Autoriz. Disposizione Azioni Proprie

## FAVOREVOLI

Badge	Ragione Sociale	Proprio	Delega	Totale
**D	FOREST FOUNDATION	0	618	618
**D	SEQUOIA FOUNDATION	0	10	10
**D	CIBC INTERNATIONAL INDEX FUND	0	372	372
**D	CIBC EUROPEAN INDEX FUND	0	1	1
**D	STICHTING PENSIOENFONDS VAN DE AEN AMBERO BANK N.V.	0	2.850.558	2.850.558
**D	STICHTING PENSIOENFONDS HORECA & CATERING	0	409.811	409.811
**D	ST BEDRIJFSTAKPELD V/H SCHILDERS-AFM-GLASZE	0	766	766
**D	BUCKINGHAMSHIRE COUNTY COUNCIL PENSION FUND	0	395.563	395.563
**D	RHM PENSION SCHEME	0	304.179	304.179
**D	NATIONAL PENSIONS RESERVE FUND/COMMISSION	0	107.910	107.910
**D	ESB GENERAL EMPLOYEES SUPERANNUATION SCHEME	0	1.570	1.570
**D	STICHTING CZ FUND DEPOSITARY	0	273.405	273.405
**D	CF INTERNATIONAL STOCK INDEX FUND ONE	0	64.904	64.904
**D	DT INTERNATIONAL STOCK INDEX FUND ONE	0	1.506	1.506
**D	MANVILLE PERSONAL INJURY SETTLEMENT TRUST	0	399.546	399.546
**D	ROGERSCHASEY TARGET SOLUTIONS LLC.	0	35.643	35.643
**D	NSP MONTICELLO MINNESOTA RETAILED/QUALIFIED TRUST	0	158.522	158.522
**D	SOUTHERN CALIFORNIA EDISON NUCLEAR FACILITIES CPUC DECOMMISSIONS	0	13.424	13.424
**D	CASTELLANI FILIPPO	0	85.922	85.922
**RA*	COMPUTERSHARE SPA QUALE RAPPR. DESIGNATO EX ART. 135 UNDECIES DEL TUF NELLA PERSONA DI ENRICO CARUSO	1.800	0	1.800
	13.944.180			13.944.180
1337	BANI GIULIO	0	0	0
DE*	UNICOOP FIRENZE SOCIETA COOPERATIVA	0	117.000.000	117.000.000
1330	CAPELLI PASQUALINO	0	0	0
1488	LANDI GIULIO	14.902	0	14.902
1583	BIZZARRI FABIO	50.000	0	50.000
1603	PALLECCHI DANTE	5.047	0	5.047
1615	ARMIENTO ANGELO	1.000	0	1.000
1626	QUERCIOLO FRANCO	100	690.000	690.100
1664	TRANCANELLI NICOLETTA	121.177	34.400	155.577
KL*	COOPFIN SRL	0	0	0
DE*	COOP CENTRO ITALIA SCARL	80.794.090	0	80.794.090
1743	ASSOCIAZIONE AZIONE MPS IN PERSONA DI ANTOLINI GUIDO	0	133.051.188	133.051.188
1764	NESTI ALESSANDRO	0	2.566.307	2.566.307
DE*	FINAMONTE SRL	0	0	0
1810	TOSELLI BARBARA	0	467.261.588	467.261.588
1847	VIGNI TIZIANA	5.435	0	5.435
1872	PAGNINI SIMONE	0	6.506	6.506
1884	MANNI ANDREA	1.152	0	1.152
1885	FINUCCI GIORGIO	350.000	0	350.000
1916	BERGAMINI ENRICO	1.579	0	1.579
1936	CARADONNA GIANFRANCO MARIA	1.592	0	1.592
		13	0	13

Avanti diritto:  
in proprio:701 Teste:  
27 in delega:37  
674

Pagina 17

Assemblea Ordinaria del 27 dicembre 2013  
(2<sup>a</sup> Convocazione del 28 dicembre 2013)

LISTA ESITO DELLE VOTAZIONI  
Oggetto: Autoriz. Disposizione Azioni Proprie

## FAVOREVOLI

Badge	Ragione Sociale	Proprio	Delega	Totale
2146	RICCI ARMANI GIOVANNI	0	1.000	1.000
2213	ROSA ROLANDO	6.000	0	6.000
2312	LOMARINI LUIGIANO	100.000	0	100.000
2726	KUKKA ALESSANDRO CARLO MARIA	27.000	0	27.000
2757	ANTOLINI GUIDO	250.000	0	250.000
2810	FANTI FRANCESCO	30.241	0	30.241
2814	ARMENTO ANNA	0	1.210	1.210
2846	MARCHETTI BEATRICE	1.623	0	1.623
2881	DI CONTO ATTILIO	344	0	344
605	MARTINELLI ROBERTO	9.784	0	9.784
625	SPERONI CARDI VALERIA	0	1.000	1.000
628	RINALDI PATRIZIO	1	10.000	10.001
864	BIVONA GIUSEPPE	0	0	0
DE*	CODACONS	0	1.000	1.000
	Totale voti		3.488.021,099	3.488.021,099
	Percentuale votanti %		98,516862	98,516862
	Percentuale Capitale %		29,859258	29,859258

Aventi diritto:  
in proprio:

701 Teste:  
27 in delega:

37  
674

Pagina 18

**Elenco Intervenuti (Tutti ordinati alfabeticamente)  
Assemblea Straordinaria/Ordinaria**

Badge	Titolare	Tipo Rap.	Deleganti / Rappresentati legalmente	Ordinaria	Straordinaria
2670	ACCIUGHI GIANNI			11.472 0,000098%	11.472 0,000098%
			ALLEGATO LETT. .... <b>A1</b> ..... ALL'ATTO		
1183	ACCORDI ALESSANDRO		N° <b>32939</b> ..... DI REPERTORIO	100.000 0,000856%	100.000 0,000856%
972	ACETOSI ROBERTO		N° <b>15575</b> ..... DI RACCOLTA	50.000 0,000428%	50.000 0,000428%
2006	ALAIMO ANTONINO MICHELANGELO			894 0,000008%	894 0,000008%
1510	ANDREINI FRANCESCO			10 0,000000%	10 0,000000%
1253	ANDRENACCI PIETRO			13.521 0,000116%	13.521 0,000116%
726	ANGELINI MASSIMILIANO			0	0
1 D	SANELLI OMBRETTA			10	10
			<b>Totale azioni</b>	<b>10</b>	<b>10</b>
				0,000000%	0,000000%
2757	ANTOLINI GUIDO			250.000 0,002140%	250.000 0,002140%
2814	ARMENTO ANNA			0	0
1 D	VITI LUCIANA			1.210	1.210
			<b>Totale azioni</b>	<b>1.210</b>	<b>1.210</b>
				0,000010%	0,000010%
1615	ARMIENTO ANGELO			100	100
2 D	BETTINI ELIO			20.000	20.000
1 D	MANCINI GABRIELLO			670.000	670.000
			<b>Totale azioni</b>	<b>690.100</b>	<b>690.100</b>
				0,005908%	0,005908%
1948	ARTINI MASSIMO			10 0,000000%	10 0,000000%
1743	ASSOCIAZIONE AZIONE MPS IN PERSONA DI ANTOLINI GUIDO			0	0
66 D	AGOSTINI IPPOLITO			10.320	10.320
46 D	ALBERGO MICHELE			5.332	5.332
30 D	ARETINI GRAZIA			5.176	5.176
42 D	BARBI MARIA ANGELA			4.699	4.699
93 D	BARONI MASSIMO			7.028	7.028
79 D	BASILIANA MARIA			1.819	1.819
99 D	BATINI GRAZIANO			17.680	17.680
36 D	BATTISTI RICCARDO			1.578	1.578
74 D	BELLANTONE ROSANNA			12.312	12.312
97 D	BELLINI GAIA			3.435	3.435
47 D	BLANCARDI GIORGIA			3.669	3.669




**Elenco Intervenuti (Tutti ordinati alfabeticamente)**  
**Assemblea Straordinaria/Ordinaria**

Badge	Titolare		Ordinaria	Straordinaria
	Tipo Rap.	Deleganti / Rappresentati legalmente		
72	D	BIASI GUIDO	150	150
27	D	BIZZARRO MARINO	500	500
38	D	BOCCALETTI CHIARA	3.656	3.656
62	D	CAGNAZZO LUCIA	38.823	38.823
60	D	CAINI ALESSANDRO	8.952	8.952
103	D	CARAMASCHI RAFFAELE	8.389	8.389
12	D	CESARINI ALESSANDRO	7.669	7.669
39	D	CITO DAVIDE	9.498	9.498
41	D	COCOZZA CIRO	2.472	2.472
53	D	COLUCCI SPEZZANO LORELLA	3.467	3.467
37	D	CORRADINI MARCO	15.278	15.278
6	D	CREMONESI BARBARA	7.789	7.789
34	D	CREMONINI ANTONELLA	6.880	6.880
85	D	DALLAVANZI LUCIANO	9.946	9.946
106	D	DANESE MASSIMO	3.423	3.423
56	D	DE BARTOLO MIRKO	768	768
51	D	DE GIORGIO ROBERTA	6.893	6.893
91	D	DE LUCA COSIMA	19.816	19.816
92	D	DE MITRI DARIA	4.443	4.443
32	D	DEBENI VALERIO	8.724	8.724
4	D	DIPUMA GIUSEPPE MARIA	6.635	6.635
102	D	DURANTI LEANDRO	4.597	4.597
1	D	ELEFANTE MARIO	27.520	27.520
80	D	FANELLI LOREDANA	9.311	9.311
20	D	FEDELE FABIO	41.641	41.641
7	D	FORLETTA STEFANIA	14.514	14.514
77	D	FORNARELLI ALDO	15.112	15.112
76	D	GALLI BRUNO	50.000	50.000
94	D	GARCEA MARIO	13.000	13.000
108	D	GENOVESI SERGIO	15.244	15.244
105	D	GIOVANDITTI FRANCESCO	3.000	3.000
		<i>di cui 3.000 azioni Cointestazione con :LOMBARDI MARIA LEONARDA;</i>		
45	D	GORI ANTONELLA	16.725	16.725
2	D	GRAVANTE ANTONIO	96.200	96.200
82	D	GRISANTI AMEDEO	400.000	400.000
89	D	GUIDO VINCENZO	4.968	4.968
61	D	IPPOLITI ALESSANDRO	400.100	400.100
88	D	LA MARCA MARIO	30.000	30.000
15	D	LEMBO GIANFRANCO	20.000	20.000
33	D	LENARDUZZI PIERLUIGI	11.830	11.830
19	D	LOMBARDI LUCIA FILOMENA	2.200	2.200
67	D	MADDALENA VINCENZA	6.079	6.079
55	D	MALERBA GIOACCHINO	16.880	16.880
24	D	MARAZZI FULVIO	13.482	13.482
31	D	MARINI GIOVANNI	10.000	10.000
57	D	MASELLA LUIGI	7.923	7.923
22	D	MASTROPASQUA MARINO	1.000	1.000
43	D	MAZZILLI FABIO	8.220	8.220
83	D	MENEGON ALBERTO	39.465	39.465
13	D	MILITELLO LEONARDO	18.112	18.112
59	D	MIRRA VINCENZO	10.000	10.000
81	D	MONACO ROSA MARIA	3.692	3.692
100	D	MONTOMOLI RICCARDO	80.000	80.000

**Elenco Intervenuti (Tutti ordinati alfabeticamente)  
Assemblea Straordinaria/Ordinaria**

Badge	Titolare	Deleganti / Rappresentati legalmente	Ordinaria	Straordinaria
	Tipo Rap.			
5	D	NEGRO SERAFINO	40.289	40.289
49	D	NEGRONI STEFANIA	14.312	14.312
29	D	NENCIONI CARLA	10.000	10.000
18	D	NEROZZI LUCIANA	20.010	20.010
96	D	ORLANDI ELIO	4.369	4.369
44	D	PACENTI MARIO	8.618	8.618
21	D	PAGANO ANTONIO	20.706	20.706
78	D	PANTALEO LAURA	40.310	40.310
75	D	PASSARELLI PULA ANGELA	31.863	31.863
17	D	PERNI AGATINO	120.558	120.558
26	D	PERRONE DIANA	18.022	18.022
86	D	PIANIGIANI SERENA	1.968	1.968
14	D	PICCHIOTTI DAMIANO	15.208	15.208
71	D	PICCINNO VALERIA	2.032	2.032
90	D	PINCELLA MARCO	15.120	15.120
25	D	PLANO FILIPPO	10.000	10.000
8	D	POMA ROSARIO	10.200	10.200
58	D	PORCELLUZZI GIOVANNI	8.582	8.582
23	D	PRENESTINI LUCA	110.000	110.000
69	D	PREZIOSA MAURO	8.848	8.848
70	D	RAMPINO ANNA ROSA	52.000	52.000
64	D	RANIERI PAOLA	10.154	10.154
50	D	ROLLI CHIARA	4.879	4.879
98	D	ROSSETTI ALESSANDRA	2.472	2.472
87	D	ROSSETTI PAOLA	11.842	11.842
95	D	ROSSI DANIELA	5.489	5.489
48	D	ROSSI ELENA	3.238	3.238
109	D	RUBERTI MAURIZIO	17.000	17.000
9	D	SARACENO SERGIO	132.736	132.736
52	D	SBANO ALESSIO	1.152	1.152
35	D	SCARDONI STEFANO	9.800	9.800
54	D	SCROCCHI MAURIZIO	35.950	35.950
28	D	SEGNARI VINCENZA	3.465	3.465
16	D	SELLERI LUCA	2.712	2.712
84	D	SERVEDIO ROSA	2.472	2.472
10	D	SGUALI SALVATORE	33.789	33.789
63	D	SORICE GIUSEPPE	12.186	12.186
107	D	SPINELLI ANTONIO	10.000	10.000
68	D	STEFANELLI MATTEO	3.231	3.231
11	D	STINCONE MARIA	12.057	12.057
104	D	TAMMA MASSIMO	5.160	5.160
		<i>di cui 5.160 azioni Cointestazione con :DE DONNO ADDOLORATA COSIMA;</i>		
73	D	TOSI SIMONE	1.578	1.578
65	D	URSI MICHELE	24.818	24.818
40	D	VIOLI GIUSEPPE	6.028	6.028
101	D	ZAVATTIERO ALESSANDRA	1.472	1.472
3	D	ZOMBINI ALBERTO	11.578	11.578
		<b>Totale azioni</b>	<b>2.566.307</b>	<b>2.566.307</b>
			0,021969%	0,021969%



1760 ASSOCIAZIONE BUONGOVERNO MPS IN PERSONA DI CAMBI  
MARIA ALBERTA

0

0

**Elenco Intervenuti (Tutti ordinati alfabeticamente)**  
**Assemblea Straordinaria/Ordinaria**

Badge	Titolare		Ordinaria	Straordinaria
	Tipo Rap.	Deleganti / Rappresentati legalmente		
15	D	AGNESONI PAOLO	40.000	40.000
39	D	ANDREINI ELENA	44.307	44.307
8	D	ARDENGGI GIORGIO	40.000	40.000
83	D	ARMANTI ANDREA	29.418	29.418
87	D	BAIOCCHI MAURO	4.484	4.484
45	D	BARI LEONARDO	18.718	18.718
3	D	BARTALUCCI UMBERTO	4.130	4.130
12	D	BASILI FABIO	2.940	2.940
23	D	BELLUCCI MONICA	8.486	8.486
54	D	BERSOTTI SONIA	19.012	19.012
28	D	BIANCHI TIZIANA	5.863	5.863
31	D	BONCI ANDREA	5.780	5.780
37	D	BONNOLI GIACOMO	10.000	10.000
77	D	BORGHI ANDREA	16.874	16.874
50	D	BOSCAGLI CLAUDIA	23.220	23.220
38	D	BOSCAGLI PATRIZIA	22.338	22.338
60	D	BOTTAI MARINELLA	12.472	12.472
61	D	BURRINI SERGIO	3.000	3.000
34	D	CALDELLI ANGELITA	2.142	2.142
36	D	CALOSI RITA	3.484	3.484
84	D	CAMBI MARIA ALBERTA	6.000	6.000
		<i>di cui 5.000 azioni Cointestazione con : CAMPANINI ANNA;</i>		
11	D	CANNONI ALESSANDRA	10.223	10.223
44	D	CASINI SIMONA	6.234	6.234
59	D	CASTELLI ILARIA	3.017	3.017
6	D	CASTELLI VIVIANA	100	100
56	D	COLLINI PATRIZIA	18.722	18.722
74	D	CONTI MASSIMO	10.991	10.991
79	D	COPPI PAOLO	36.772	36.772
18	D	CORBINI ANGELA	7.630	7.630
49	D	CRESTI ALESSANDRO	25.000	25.000
64	D	CRESTI FRANCA	6.400	6.400
21	D	D AMICO FRANCESCA	2.442	2.442
17	D	DE CARLO DUILIO	10.827	10.827
14	D	DONATI GEMMA MARIA	100	100
19	D	DONATINI GABRIELLA	6.020	6.020
24	D	FAENZI ROBERTO	14.499	14.499
72	D	FALASCO RAIMONDO	4.000	4.000
86	D	FALDONI PAOLO	100	100
2	D	FALERI DANIELA	2.000	2.000
41	D	FASCINARI FABIO	36.636	36.636
85	D	GALEAZZI LORENZO	11.552	11.552
27	D	GENNAI FRANCESCO	20.000	20.000
70	D	GENTILI DARIA	7.956	7.956
81	D	GIUGGIOLI MAURIZIO	8.545	8.545
47	D	GIUGLIARELLI ANDREA	3.504	3.504
20	D	GIULLANI GIOVANNI	13.652	13.652
1	D	GUIDI ROBERTO	25.000	25.000
9	D	LENZINI SIMONA	5.886	5.886
5	D	LOSCIALE PIETRO	60.000	60.000
40	D	LOZZA PATRIZIA	15.195	15.195
22	D	MAGI FAUSTO	420	420
80	D	MARRI EMANUELA	5.719	5.719



**Elenco Intervenuti (Tutti ordinati alfabeticamente)  
Assemblea Straordinaria/Ordinaria**

Badge	Titolare	Deleganti / Rappresentati legalmente	Ordinaria	Straordinaria
62	D	MARRUCCI FRANCO	7.000	7.000
48	D	MARRUGANTI ANDREA	35.388	35.388
16	D	MARZINI VANNA	9.126	9.126
73	D	MASSONE DAVIDE	100.000	100.000
		<i>di cui 100.000 azioni Cointestazione con :MASSONE ENRICO;</i>		
71	D	MASSONE ENRICO	100.000	100.000
63	D	MECATTINI LUCIANO	6.000	6.000
75	D	MICHELI SANDRA	12.013	12.013
7	D	MINELLI GIULIO	5.545	5.545
82	D	MORABITO FRANCESCA	7.091	7.091
57	D	NALDINI LUCIANO	20.500	20.500
35	D	NERI FEDERICA	11.310	11.310
13	D	NERLA TIZIANA	9.385	9.385
78	D	NUCCI MASSIMO	21.456	21.456
52	D	ORLANDI LORENZO	27.068	27.068
55	D	PACCIANI MARIO	10.000	10.000
25	D	PACIOTTI GIACOMO	11.899	11.899
53	D	PAPALINI LUCIANA	3.802	3.802
58	D	PASQUALINI DAVIDE	1.152	1.152
51	D	PIERANGIOLI CRISTINA	10.730	10.730
33	D	PIERSIMONI STEFANO	3.863	3.863
42	D	POLENI SIMONA	46.350	46.350
29	D	POMETTI CATIA	7.358	7.358
30	D	RAGGIASCHI MARCO	17.248	17.248
67	D	ROSI ANTONIO	15.574	15.574
65	D	ROSI VINCENZO	40.000	40.000
32	D	ROSSI LUCIO	50.000	50.000
43	D	RUSSI CATERINA PIA	8.058	8.058
46	D	SALADINI STEFANIA	64.940	64.940
4	D	SCARTABELLI PIERO	2.042	2.042
10	D	SECCIANI PATRIZIA	20.076	20.076
26	D	SEMPLICI LUCIANO	28.190	28.190
69	D	TENISCI AMALIA	3.511	3.511
68	D	TOSCHI CRISTIAN	4.465	4.465
66	D	VENTURINI MASSIMO	16.740	16.740
76	D	ZAZZERI SABRINA	37.642	37.642
		<b>Totale azioni</b>	<b>1.477.332</b>	<b>1.477.332</b>
			0,012647%	0,012647%
1597		AVELLINI ANDREA	3.863	3.863
			0,000033%	0,000033%
1928		BAGNOLI MASSIMO	6.302	6.302
			0,000054%	0,000054%
932		BAI ANDREA	10.035	10.035
			0,000086%	0,000086%
1317		BANI GIULIO	0	0
1	D	UNICOOP FIRENZE SOCIETA COOPERATIVA	117.000.000	117.000.000
		<b>Totale azioni</b>	<b>117.000.000</b>	<b>117.000.000</b>
			1,001580%	1,001580%

**Elenco Intervenuti (Tutti ordinati alfabeticamente)**  
**Assemblea Straordinaria/Ordinaria**

Badge	Titolare Tipo Rap.	Deleganti / Rappresentati legalmente	Ordinaria	Straordinaria
2116	BARILE LUIGI		100.000 0,000856%	100.000 0,000856%
3181	BARNI MARIO		453.600 0,003883%	453.600 0,003883%
2899	BARNINI GRAZIANO		14.650	14.650
1	R CONSULENZA SRL		10.936	10.936
		<b>Totale azioni</b>	<b>25.586</b> 0,000219%	<b>25.586</b> 0,000219%
1334	BASTIANINI GIAN CARLO		5.171 0,000044%	5.171 0,000044%
3232	BATONI FABIO		100.000 0,000856%	100.000 0,000856%
1571	BENOCCI PAOLO		71.600 0,000613%	71.600 0,000613%
1916	BERGAMINI ENRICO		1.592 0,000014%	1.592 0,000014%
2651	BERNARDINI DOMENICO		0	0
1	D SOZZI SANDRA		3.423	3.423
		<b>Totale azioni</b>	<b>3.423</b> 0,000029%	<b>3.423</b> 0,000029%
1696	BERNAZZI MASSIMO		0	0
1	D TORRITI CECILIA		275	275
		<b>Totale azioni</b>	<b>275</b> 0,000002%	<b>275</b> 0,000002%
2502	BERNAZZI TIZIANA		10.000 0,000086%	10.000 0,000086%
1491	BERTACCINI MAURO		49.417 0,000423%	49.417 0,000423%
1298	BERTINI ALMO		26.776 0,000229%	26.776 0,000229%
2202	BIANCHI LUCA		30.000	30.000
1	D BIANCHI FRANCESCO		7.000	7.000
		<b>Totale azioni</b>	<b>37.000</b> 0,000317%	<b>37.000</b> 0,000317%
3274	BINDI MARCELLO		32.920 0,000282%	32.920 0,000282%
864	BIVONA GIUSEPPE		0	0

**Elenco Intervenuti (Tutti ordinati alfabeticamente)  
Assemblea Straordinaria/Ordinaria**

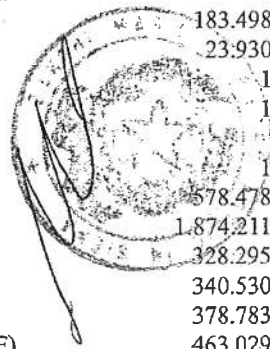
Badge	Titolare Tipo Rap.	Deleganti / Rappresentati legalmente	Ordinaria	Straordinaria
1	D	CODACONS	1.000 <b>1.000</b> 0,000009%	1.000 <b>1.000</b> 0,000009%
<b>Totale azioni</b>				
1583	BIZZARRI FABIO		5.047 0,000043%	5.047 0,000043%
2516	BONECHI PAOLO		27.140 0,000232%	27.140 0,000232%
2907	BORGIANNI LUISA		6.000 0,000051%	6.000 0,000051%
1218	BOSSINI LEONARDO		100.000 0,000856%	100.000 0,000856%
1064	BRACALI LEONARDO		32.988 0,000282%	32.988 0,000282%
2689	BRUNAMONTI FABIO		10.000 0,000086%	10.000 0,000086%
1499	BURRESI PIETRO		13.640 0,000117%	13.640 0,000117%
2978	BURRINI SERGIO		906 0,000008%	906 0,000008%
2746	CALABRO` MICHELE		100.000 0,000856%	100.000 0,000856%
1989	CAMPOPIANO LUCIANO		840 0,000007%	840 0,000007%
1330	CAPPELLI PASQUALINO		14.902 0,000128%	14.902 0,000128%
1936	CARADONNA GIANFRANCO MARIA		13 0,000000%	13 0,000000%
1291	CARLI GABRIELLA		0	0
1	D	FASCINARI FABIO	1.000 <b>1.000</b> 0,000009%	1.000 <b>1.000</b> 0,000009%
<b>Totale azioni</b>				
1924	CARLI STEFANO		5.000 0,000043%	5.000 0,000043%
3004	CARNESECCHI STEFANO		11.500 0,000098%	11.500 0,000098%

**Elenco Intervenuti (Tutti ordinati alfabeticamente)  
Assemblea Straordinaria/Ordinaria**

Badge	Titolare		Ordinaria	Straordinaria
	Tipo Rap.	Deleganti / Rappresentati legalmente		
2693		CASTALDI MARCO	200.000 0,001712%	200.000 0,001712%
1260		CASTELLANI FILIPPO	1.800 0,000015%	1.800 0,000015%
1459		CASTELLI STEFANIA	200.000 0,001712%	200.000 0,001712%
1973		CAVALIERI ALBERTO	50.000 0,000428%	50.000 0,000428%
3076		CECCHERINI PAOLO	31.642 0,000271%	31.642 0,000271%
2918		CIAMPOLI MAURO	27.000 0,000231%	27.000 0,000231%
1059		CIGNI PAOLO	59.648 0,000511%	59.648 0,000511%
2697		CINELLI PIERLUIGI	66.800 0,000572%	66.800 0,000572%
1259		CLERICI CAMILLA	0	0
114	D	1999 VOLUNTARY EMPLOYEES' BENEFICIARY	19.171	19.171
408	D	A.A.-IDEAM-ISR	259.497	259.497
165	D	ABU DHABI RETIREMENT PENSION FUND	213.726	213.726
123	D	ACORN 1998 TRUST	6.337	6.337
346	D	ACWI EX-US INDEX MASTER PORTFOLIO OF MASTER INVESTMENT PTF	80.370	80.370
452	D	ADVANCED SER TR AST SCHRODERS MULTI-AS. WORLD STRATEGIC PORTFOLIO	1.269	1.269
455	D	ADVANCED SERIES TRUST-AST SCHRODERS GLOBAL TACTICAL PORTFOLIO	11.856	11.856
224	D	AEGON CUSTODY B.V	79.804	79.804
437	D	AK STEEL CORPORATION MASTER PENSION TRUST	138.063	138.063
298	D	ALASKA COMMON TRUST FUND	120.433	120.433
463	D	ALASKA PERMANENT FUND CORPORATION	2	2
286	D	ALLIANCEBERNSTEIN INTERNATIONAL ALL-COUNTRY PASSIVE SERIES	278.600	278.600
246	D	AMEC STAFF PENSION SCHEME	3.420.310	3.420.310
268	D	AMERICAN HEART ASSOCIATION	14.584	14.584
274	D	AMERICAN INTERNATIONAL GROUP INC RETIREMENT PLAN	94.133	94.133
27	D	AMP INTERNATIONAL EQUITY INDEX FUND	440.805	440.805
20	D	AMUNDI	20.907.472	20.907.472
396	D	AMUNDI FUNDS INDEX EQUITY EURO	4.783	4.783
397	D	AMUNDI FUNDS INDEX EUROPE ACCOUNT	1.804	1.804
411	D	AMUNDI SOLIDARITES	172.911	172.911
235	D	AQR ABSOLUTE RETURN MASTER ACCOUNT L.P.	22.515	22.515
233	D	AQR DELTA MASTER ACCOUNT LP COOGIER FIDUCIARY SERVICES (CAYMAN) LTD	298.080	298.080

**Elenco Intervenuti (Tutti ordinati alfabeticamente)  
Assemblea Straordinaria/Ordinaria**

Badge	Titolare	Deleganti / Rappresentati legalmente	Ordinaria	Straordinaria
	Tipo Rap.			
234	D	AQR DELTA SAPPHIRE FUND LP	16.524	16.524
96	D	AQR FUNDS- AQR MULTI-STRATEGY ALTERNATIV	4.573.532	4.573.532
390	D	AQR FUNDS- AQR STYLE PREMIA ALTERNATIVE FUND	555.134	555.134
236	D	AQR GLÓBAL STOCK SELECTION MASTER ACCOUNT L.P. COOGIER FIDUCIARY SERVICES (CAYMAN) LTD	15.023	15.023
498	D	ARIZONA PSPRS TRUST	1	1
240	D	ARKWRIGHT, LLC	9.841	9.841
215	D	ARROWSTREET EAFE ALPHA EXTENSION FUND II	581.165	581.165
406	D	ASSURDIX	7.340	7.340
499	D	AT&T UNION WELFARE BENEFIT TRUST	1	1
28	D	AUSTRALIAN CATHOLIC SUPERAN RETIREM FUND	120.254	120.254
222	D	AVIVA INVESTORS INTERNATIONAL INDEX TRACKING FUND	102.990	102.990
77	D	AVIVA LIFE & PENSIONS UK LIMITED	247.954	247.954
85	D	AVIVA LIFE AND PENSIONS UK LIMITED	122.296	122.296
192	D	AXA LEBEN AG	1.666.380	1.666.380
168	D	AXA ASSICURAZIONI SPA	19.836.624	19.836.624
193	D	AXA ASSURANCES IARD MUTUELLE	28.340.070	28.340.070
212	D	AXA ASSURANCES LUXEMBURG SA	344.000	344.000
211	D	AXA ASSURANCES VIE LUXEMBOURG-SA	184.040	184.040
197	D	AXA ASSURANCES VIE MUTUELLE	35.834.231	35.834.231
432	D	AXA BELGIUM AFFECT OCA VIE 97	13.760.000	13.760.000
431	D	AXA BELGIUM AFFECTATION OCA IARD	21.844.000	21.844.000
434	D	AXA BELGIUM AT	3.748.286	3.748.286
174	D	AXA EQUITABLE LIFE INSURANCE CO	93.812	93.812
171	D	AXA EURO DIVIDEND K	8.256.000	8.256.000
170	D	AXA EURO DIVIDEND S	13.072.000	13.072.000
194	D	AXA FRANCE IARD AFI DI	73.030.831	73.030.831
180	D	AXA INSURANCE UK PLC	119.590.442	119.590.442
207	D	AXA INVESTMENT MANAGERS PARIS	231.727	231.727
201	D	AXA PORTUGAL COMPANHIA DE SEGUROS S.A.	1.070.746	1.070.746
47	D	AXA PREMIER VIP TRUST - MULTIMANGER INTE	64.730	64.730
198	D	AXA SA	43.496.846	43.496.846
459	D	AXA SEGUROS GENERALES SA DE SEGUROS Y REASEGUROS	18.740.326	18.740.326
199	D	AXA VERSICHERUNG	15.827.276	15.827.276
195	D	AXA VERSICHERUNGEN AG	15.848.562	15.848.562
464	D	AZL INTERNATIONAL INDEX FUND	7.145	7.145
42	D	BANCO CENTRAL DE TIMOR EST	325.299	325.299
45	D	BANCO CENTRAL DE TIMOR EST	492.813	492.813
203	D	BANKING & PAYMENTS AUTHORITY OF TIMOR-LE	588.694	588.694
6	D	BBH B J T S RE CMA MFS EX-JAPAN GROWTH MOTHER FUND	156.200	156.200
4	D	BBH/LIFEYRISSJODUR VERZLUNARMANNA-PENSIO	183.498	183.498
182	D	BELL ALIANT REGIONAL COMMUNICATIONS INC	23.930	23.930
492	D	BELL ATLANTIC MASTER TRUST	1	1
465	D	BELLSOUTH CORP RFA VEBA TRUST FOR NONREPRESENTABLE EMPLOYEES	1	1
466	D	BELLSOUTH CORPORATION RFA VEBA TRUST	1	1
302	D	BEST INVESTMENT CORPORATION	578.478	578.478
352	D	BGI MSCI EAFE EQUITY INDEX NON-LENDABLE FUND B	1.874.211	1.874.211
354	D	BGI MSCI EMU IMI INDEX FUND B	328.295	328.295
351	D	BGI MSCI EUROPE EQUITY INDEX FUND B	340.530	340.530
393	D	BLACKROCK AM DE FOR ISHARES EURO STOXX (DE)	378.783	378.783
392	D	BLACKROCK AM DE FOR ISHARES EURO STOXX BANKS (DE)	463.029	463.029



**Elenco Intervenuti (Tutti ordinati alfabeticamente)  
Assemblea Straordinaria/Ordinaria**

Badge	Titolare Tipo Rap.	Deleganti / Rappresentati legalmente	Ordinaria	Straordinaria
395	D	BLACKROCK AM DE FOR ISHARES STOXX EUROPE 600 (DE)	209.352	209.352
394	D	BLACKROCK AM DE FOR ISHARES STOXX EUROPE SMALL 200 (DE)	278.561	278.561
344	D	BLACKROCK CDN MSCI EAFE EQUITY INDEX FUND	199.891	199.891
345	D	BLACKROCK CDN MSCI EAFE INDEX PLUS FUND	132.811	132.811
329	D	BLACKROCK GLOBAL INDEX FUNDS	906.579	906.579
68	D	BLACKROCK INDEX SELECTION FUND	863.248	863.248
339	D	BLACKROCK INST TRUST CO NA INV FUNDSFOR EMPLOYEE BENEFIT TR	17.324.189	17.324.189
457	D	BLACKROCK LIFE LIMITED	5.170.297	5.170.297
40	D	BLACKROCK WHOLESALE INDEXED INTERNATIONAL	562.147	562.147
141	D	BLUE SKY GROUP	17.037	17.037
169	D	BNP PARIBAS IP	5.530.999	5.530.999
471	D	BNY MELLON EMPLOYEE BENEFIT COLLECTIVE INVESTMENT FUND PLAN	781.882	781.882
247	D	BNY MELLON TR+DEP ATF ST. JAMES'S PLACE GLOBAL EQ UNIT TR	6.571.342	6.571.342
435	D	BNYMTD (UK) AS TRUSTEE OF BLACKROCK CONTINENTAL EUROPE EQUITY TRY TRACKER FUND	1.537.306	1.537.306
417	D	BOURBON I ROTHSCHILD ET CIE GESTION	774.000	774.000
519	D	BUCKINGHAMSHIRE COUNTY COUNCIL PENSION FUND	395.563	395.563
200	D	C.I.C. EQUITIES	1.592.198	1.592.198
272	D	CAISSE DE DEPOT ET PLACEMENT DU QUEBEC	9.767	9.767
206	D	CALI EUROPE	40.000	40.000
312	D	CALIFORNIA PUBLIC EMPLOYEES RETIREMENT SYSTEM	2.738.987	2.738.987
314	D	CALIFORNIA STATE TEACHERS RETIREMENT SYSTEM	170.838	170.838
271	D	CALVERT-VP EAFE INTERNATIONAL INDEX PORTFOLIO	77.576	77.576
293	D	CANADA PENSION PLAN INVESTMENT BOARD	19.371.758	19.371.758
467	D	CASEY FAMILY PROGRAMS	157.335	157.335
462	D	CCA AGGRESSIVE RETURN FUND	31.037	31.037
136	D	CENTRAL PROVIDENT FUND BOARD	131.153	131.153
525	D	CF INTERNATIONAL STOCK INDEX FUND ONE	1.506	1.506
252	D	CGE INVESTMENTS (NO. 2) S.A.R.L.	200.972	200.972
89	D	CHILDREN'S HELATHCARE ATLANTIA INC	225.719	225.719
158	D	CHURCH OF ENGLAND INV FD FOR PENSION	45.812	45.812
515	D	CIBC EUROPEAN INDEX FUND	1	1
514	D	CIBC INTERNATIONAL INDEX FUND	372	372
291	D	CITY OF NEW YORK GROUP TRUST	212.257	212.257
294	D	CITY OF NEW YORK GROUP TRUST	672.350	672.350
295	D	CITY OF NEW YORK GROUP TRUST	41.122	41.122
363	D	COLLEGE RETIREMENT EQUITIES FUND	93.063	93.063
220	D	COLONIAL FIRST STATE INVESTMENTS LIMITED SOUTH TOWER	337.898	337.898
228	D	COLONIAL FIRST STATE INVESTMENTS LTD.	1.132.778	1.132.778
167	D	COLORADO PUBLIC EMPLOYEES RETIREMENT	2.533.785	2.533.785
383	D	COMMON TRUST ITALY FUND	5.863.859	5.863.859
132	D	COMMONWEALTH GLOBAL SHARE FUND 29	41.017	41.017
468	D	COMMONWEALTH OF PENNSYLVANIA PUBLIC SCHOOL EMPLOYEES RETIREMENT SYSTEM	1	1
469	D	COMMONWEALTH OF PENNSYLVANIA STATE EMPLOYEES RETIREMENT SYSTEM.	1	1
142	D	COMMONWEALTH SUPERANNUATION CORP. ARIA	788.348	788.348
43	D	CONNECTICUT GENERAL LIFE INSURANCE COMPANY	95.172	95.172

**Elenco Interventuti (Tutti ordinati alfabeticamente)  
Assemblea Straordinaria/Ordinaria**

Badge	Titolare		Ordinaria	Straordinaria
	Tipo Rap.	Deleganti / Rappresentati legalmente		
241	D	CONOCOPHILLIPS PENSION PLAN	190.106	190.106
373	D	CONSOLIDATED EDISON RETIREMENT PLAN	12	12
427	D	CONSTRUCTION AND BUILDING UNIONS SUPERANNUATION FUND	94	94
436	D	CONSTRUCTION AND BUILDING UNIONS SUPERANNUATION FUND	1	1
473	D	COUNTY EMPLOYEES ANNUITY AND BENEFIT FUND OF COOK COUNTY	1	1
418	D	CURIE INVESTISSEMENTS	375.000	375.000
460	D	DB X TRACKERS MSCI EUROPE EQUITY	7.157	7.157
447	D	DBX TRACKERS MSCI EAFE	168.697	168.697
266	D	DIGNITY HEALTH	4.948	4.948
97	D	DONALDSON BURSTON INTL SER-THS PARTN	1.836.913	1.836.913
472	D	DREYFUS INDEX FUNDS INC DREYFUS INTERNATIONAL STC	281.163	281.163
526	D	DT INTERNATIONAL STOCK INDEX FUND ONE	399.546	399.546
446	D	DUNHAM INTERNATIONAL STOCK FUND	118.447	118.447
283	D	DWS EAFE EQUITY INDEX FUND	130.960	130.960
133	D	DYNASTY INVEST, LTD	9.699	9.699
98	D	ELECTRIC & GENERAL INVESTMENT FUND	2.427.480	2.427.480
484	D	EMPLOYEE RETIREMENT INCOME PLAN TRUST OF 3M COM	692	692
265	D	ENERGY INSURANCE MUTUAL LIMITED	128.365	128.365
29	D	ENHANCED INDEX INTERNATIONAL SHARE FUND	312.921	312.921
46	D	EQ ADVISORS TRUST - EQ/GLOBAL MULTI-SECT	340.759	340.759
66	D	EQ ADVISORS TRUST - EQ/INTERNATIONAL COR	428.122	428.122
181	D	EQ ADVISORS TRUST ALLIANCEBERNSTEIN INTL	71.669	71.669
58	D	EQ ADVISORS TRUST- EQ/TEMPLETON GLOBAL E	58.355	58.355
91	D	EQ ADVISORS TRUST-AXA TACTICAL MANAGER INTL PORTFOLIO II	383.541	383.541
57	D	EQ ADVISORS TST - ATM INTERNATIONAL PORTFOLIO	659.569	659.569
522	D	ESB GENERAL EMPLOYEES SUPERANNUATION SCHEME	1.570	1.570
402	D	ESSOR EUROPE	1.721.990	1.721.990
30	D	ETHOS SWISS FOUNDATION FOR SUSTAINABLE DEVELOPMENT	125.387	125.387
209	D	ETOILE GESTION	1.677.534	1.677.534
350	D	EURO ALPHA TILT'S FUND B	634.868	634.868
355	D	EUROPEEX-CONTROVERSIAL WEAPONS EQUITY INDEX FUND B	13.838	13.838
474	D	EVANGELICAL LUTHERAN CHURCH IN AMERICA BOARD OF PENSIONS	2	2
54	D	FAMANDSFOPENSAM INVEST PSI 31 EUROPA A	472.541	472.541
242	D	FAMILY INVESTMENTS CHILD TRUST FUND	124.194	124.194
243	D	FAMILY INVESTMENTS GLOBAL ICVC FAMILY BALANCED INT FUND	188.345	188.345
414	D	FCP AMUNDI ACTIONS INTERNATIONALES	2.944	2.944
413	D	FCP AMUNDI HORIZON	156.720	156.720
410	D	FCP ICARE	1.292	1.292
407	D	FCP LEHMAN BROTHERS EURO BETA 1ANTI BENCHMARK EQUITY FUND	6	6
409	D	FCP RSI EURO P	1.865.743	1.865.743
24	D	FD INTERNATIONAL SHARE FUND 1	547.533	547.533
475	D	FIDELITY CONCORD STREET TRUST: SPARTAN INTERNATIONAL INDEX FD	1.484.872	1.484.872


**Elenco Intervenuti (Tutti ordinati alfabeticamente)  
Assemblea Straordinaria/Ordinaria**

Badge	Titolare		Ordinaria	Straordinaria
	Tipo Rap.	Deleganti / Rappresentati legalmente		
55	D	FIDELITY INVESTMENT FUNDS - FIDELITY MONEYBUILDER WORLD INDEX FUND	8.422	8.422
138	D	FIDELITY SALEM STREET TRUST	4.641	4.641
13	D	FIDELITY SPARTAN GLOBAL EX US INDEX FUND	3.342	3.342
87	D	FLEXSHARES MORNINGSTAR DEVELOPED MARKETS EX-US FACTOR TILT INDEX FUND	82.417	82.417
476	D	FLORIDA RETIREMENT SYSTEM .	89.907	89.907
75	D	FLOURISH INVESTMENT CORPORATION	48.301	48.301
303	D	FLOURISH INVESTMENT CORPORATION	3.755.151	3.755.151
304	D	FLOURISH INVESTMENT CORPORATION	5.945.078	5.945.078
401	D	FONDACO ROMA EURO BALANCED CORE	35	35
400	D	FONDACO ROMA GLOBAL EQUITY SATELLITE II	770	770
122	D	FORD MOTOR COMPANY DEFINED BENEFIT	312.704	312.704
149	D	FORD MOTOR COMPANY DEFINED BENEFIT	216.111	216.111
151	D	FORD OF CANADA MASTER TRUST FUND	86.483	86.483
512	D	FOREST FOUNDATION	618	618
21	D	FRR	2.921.410	2.921.410
37	D	FSS TRUSTEE CORPORATION	2	2
59	D	FUNDACAO CALOUSTE GULBENKIAN	1.099.581	1.099.581
23	D	FUTURE DIRECTIONS CORE INT SHARE FUND 2	1.554.611	1.554.611
34	D	GAM STAR FUND PLC	2.558.140	2.558.140
153	D	GARD COMMON CONTRACTUAL FUND	187.612	187.612
384	D	GE INVESTMENTS FUNDS, INC. - TOTAL RETURN FUND	249.632	249.632
262	D	GENERAL MOTORS HOURLY-RATE EMPLOYEES PENSION TRUST	352.826	352.826
430	D	GOVERNMENT EMPLOYEES SUPERANNUATION_ BOARD	630.826	630.826
178	D	GOVERNMENT OF NORWAY	5.542.281	5.542.281
403	D	GRD 10 THS	3.027.900	3.027.900
443	D	GS TACS MARKET CONTINUOUS (INTL) LLC	1.068.720	1.068.720
173	D	H.E.S.T. AUSTRALIA LIMITED	2	2
189	D	HALIFAX REGIONAL MUNICIPAL MASTER TRUST	65.419	65.419
210	D	HARTFORD INTERNATIONAL-GLOBAL EQUITY EX JAPAN INDEX FUND	50.474	50.474
92	D	HARTFORD LIFE INSURANCE COMPANY	194.957	194.957
17	D	HENDERSON STRATEGIC INVESTMENT FUNDS	160.609	160.609
130	D	HK MONETARY AUTHORITY	3.647.014	3.647.014
129	D	HONG KONG SPECIAL ADMIN EXCHANGE FD	794.113	794.113
202	D	HOUR GLASS INTERNAT SHARES SECTOR TRUST	380.123	380.123
22	D	HOUR-GLASS INDEXED INT SHARES SEC TRUST	72.134	72.134
118	D	HRW TESTAMENTARY TRUST NO 1	56.292	56.292
102	D	HRW TESTAMENTARY TRUST NO 2	16.230	16.230
119	D	HRW TESTAMENTARY TRUST NO 3	16.230	16.230
146	D	HRW TESTAMENTARY TRUST NO 4	16.230	16.230
107	D	HRW TESTAMENTARY TRUST NO 5	21.930	21.930
120	D	HRW TESTAMENTARY TRUST NO 6	42.704	42.704
116	D	HRW TESTAMENTARY TRUST NO. 10	59.144	59.144
121	D	HRW TESTAMENTARY TRUST NO. 11	33.853	33.853
106	D	HRW TESTAMENTARY TRUST NO. 12	30.589	30.589
101	D	HRW TESTAMENTARY TRUST NO. 7	69.209	69.209
103	D	HRW TESTAMENTARY TRUST NO. 8	34.889	34.889
104	D	HRW TESTAMENTARY TRUST NO. 9	43.716	43.716
115	D	HRW TRUST NO 1 UAD 01/17/03	15.189	15.189
117	D	HRW TRUST NO 2 UAD 01/17/03	15.189	15.189



**Elenco Intervenuti (Tutti ordinati alfabeticamente)  
Assemblea Straordinaria/Ordinaria**

Badge	Titolare		Ordinaria	Straordinaria
	Tipo Rap.	Deleganti / Rappresentati legalmente		
105	D	HRW TRUST NO 3 UAD 01/17/03	18.438	18.438
100	D	HRW TRUST NO 4 UAD 01/17/03	18.438	18.438
245	D	HSBC AS TRUSTEE FOR SSGA EUROPE EX UK EQUITY TRACKER FUND	165.078	165.078
183	D	HSBC EUROPEAN INDEX FUND	172.494	172.494
16	D	HSBC FUND SERVICES CLIENT	452.596	452.596
184	D	HSBC LIFE (UK) LIMITED	267.224	267.224
187	D	HSS (IRELAND) LIMITED	147.300	147.300
127	D	HUBBELL INC MASTER PENS TRUST	90.843	90.843
405	D	HYMNOS L113	203.922	203.922
49	D	LAG ASSET MANAGEMENT WORLD EQUITY TRUST	87.981	87.981
360	D	IBM 401K PLUS PLAN	1.062.827	1.062.827
152	D	IBM DIVERSIFIED GLOBAL EQUITY FUND	155.123	155.123
415	D	IBM H	116.100	116.100
164	D	IBM PENSION PLAN	470.379	470.379
86	D	IBM PERSONAL PENSION PLAN TRUST 113	1.084.115	1.084.115
361	D	IBM RETIREMENT PLAN	151.911	151.911
376	D	ILLINOIS STATE BOARD OF INVESTMENT	2.748	2.748
507	D	IMPERIAL INTERNATIONAL EQUITY POOL	1	1
496	D	INDIANA PUBLIC EMPLOYEES RETIREMENT FUND	1	1
8	D	ING DIRECT	190.404	190.404
279	D	ING DIRECT STREETWISE BALANCED FUND	115	115
280	D	ING DIRECT STREETWISE BALANCED GROWTH FUND	96	96
278	D	ING DIRECT STREETWISE BALANCED INCOME FUND	84	84
277	D	INNOCAP TOBAM ANTI-BENCHMARK WORLD EQUITY FUND L.P.	7.140.448	7.140.448
356	D	INTERNATIONAL ALPHA TILTS FUND B	4.269	4.269
348	D	INTERNATIONAL EQUITY INDEX PLUS FUNDS B	42.807	42.807
128	D	INTERNATIONAL EQUITY PARTNERS	63.743	63.743
347	D	INTERNATIONAL TILTS MASTER PORTFOLIO OF MASTER INVESTMENT PTF	493.727	493.727
219	D	IRISH LIFE ASSURANCE.	38.422	38.422
391	D	ISHARES (DE) I INVGSFT MIT TGV FOR ISHS STOXX EUROPE600 BANKS	2.914.743	2.914.743
340	D	ISHARES CORE MSCI EAFE ETF	10.396	10.396
386	D	ISHARES II PUBLIC LIMITED COMPANY	1.299.834	1.299.834
387	D	ISHARES III PUBLIC LIMITED COMPANY	219.959	219.959
342	D	ISHARES INTERNATIONAL FUNDAMENTAL INDEX FUND	427.995	427.995
389	D	ISHARES IV PUBLIC LIMITED COMPANY	65.296	65.296
334	D	ISHARES MSCI EAFE GROWTH INDEX FUND	676.560	676.560
335	D	ISHARES MSCI EAFE INDEX FUND	121.584	121.584
336	D	ISHARES MSCI EMU INDEX FUND	575.497	575.497
338	D	ISHARES MSCI EUROPE FINANCIAL SECTOR INDEX FUND	49.080	49.080
337	D	ISHARES MSCI ITALY INDEX FUND	161.720	161.720
341	D	ISHARES MSCI WORLD INDEX FUND	3.086	3.086
385	D	ISHARES PUBLIC LIMITED COMPANY	2.021.344	2.021.344
333	D	ISHARES S&P EUROPE 350 INDEX FUND	88.908	88.908
388	D	ISHARES V PUBLIC LIMITED COMPANY	150.409	150.409
254	D	JOHN HANCOCK FUNDS II STRATEGIC EQUITY ALLOCATION FUND	20.948	20.948
369	D	JOHN HANCOCK INSURANCE COMPANY OF VERMONT	34.048	34.048
257	D	JOHN HANCOCK LIFE AND HEALTH INSURANCE COMPANY	301.968	301.968
244	D	JOHN HANCOCK TRUST INTERNATIONAL EQUITY INDEX	31.650	31.650



**Elenco Intervenuti (Tutti ordinati alfabeticamente)  
Assemblea Straordinaria/Ordinaria**

Badge	Titolare	Ordinaria	Straordinaria
	Tipo Rap. Deleganti / Rappresentati legalmente		
	TRUST B		
253	D JOHN HANCOCK VAR INS TRUST STRATEGIC EQUITY ALLOCATION TRUST	155.617	155.617
264	D JP TR SERV BK LTD ATF FOR MATB MSCI INDEX SEL FUND-EUR PTF	1.335	1.335
263	D JP TR SERV BK LTD ATF MATB MSCI KOKUSAI INDEX MOTHER F	488.214	488.214
61	D JPMORGAN INTERNATIONAL EQUITY INDEX FUND	902.119	902.119
5	D JTSB STB DAIWA STOCK INDEX FUND 9807	131.900	131.900
125	D JTW TRUST NO. 1 UAD 9/19/02	12.242	12.242
110	D JTW TRUST NO. 2 UAD 9/19/02	12.691	12.691
126	D JTW TRUST NO. 3 UAD 9/19/02	23.966	23.966
124	D JTW TRUST NO. 4 UAD 9/19/02	38.659	38.659
358	D KAISER FOUNDATION HOSPITALS	4.194.783	4.194.783
478	D KEYSpan CORPORATION PENSION MASTER TRUST	87.192	87.192
248	D LAUDUS INTERNATIONAL MARKETMASTERS FUND	73.168	73.168
479	D LAWRENCE LIVERMORE NATIONAL SECURITY, LLC AND LOS ALAMOS NATIONAL SECURITY, LLC DEFINED BENE	1	1
226	D LAZARD ASSET MANAGEMENT LTD.	71.442	71.442
217	D LEGAL AND GENERAL ASSURANCE PENSIONS MANAGEMENT LIMITED	2.910.334	2.910.334
225	D LEGAL AND GENERAL ASSURANCE SOCIETY LIMITED	765.491	765.491
285	D LOS ANGELES COUNTY EMPLOYEES RETIREMENT ASSOCIATION	122.094	122.094
481	D LOUISIANA STATE EMPLOYEES' RETIREMENT SYSTEM	1	1
134	D LTW GROUP HOLDINGS, LLC	57.122	57.122
135	D LTW INVESTMENTS LLC	12.244	12.244
480	D LVIP SSGA INTERNATIONAL INDEX FUND	1.048.908	1.048.908
251	D MANAGED PENSION FUNDS LIMITED	477.967	477.967
323	D MANULIFE ASSET MANAGEMENT INTERNATIONAL EQUITY INDEX POOLED F	3.748	3.748
527	D MANVILLE PERSONAL INJURY SETTLEMENT TRUST	35.643	35.643
331	D MARCH FUND	38.500	38.500
483	D MARCO CONSULTING GROUP TRUST 1	35.714	35.714
287	D MARYLAND STATE RETIREMENT & PENSION SYSTEM	809.309	809.309
84	D MASTER INTERNATIONAL INDEX SERIES OF QUA	447.785	447.785
82	D MASTER TRUST BANK OF JAPAN, LTD. PENSION	6.383.733	6.383.733
448	D MAXIM INTERNATIONAL INDEX PORTFOLIO OF MAXIM SERIES FUND,INC	1.456	1.456
485	D MERCY INVESTMENT SERVICES	42.663	42.663
269	D MET INVESTOR SERIES TRUST-ALLIANC GLOBAL DYNAMIC ALL PTF	311.394	311.394
270	D MET INVESTORS SERIES TRUST- SCHRODERS GLOBAL MULTI-ASSET PTF	123.727	123.727
259	D METROPOLITAN LIFE INSURANCE COMPANY	190.833	190.833
367	D METROPOLITAN SERIES FUND MORGAN STANLEY EAFE INDEX PORTFOLIO	11	11
289	D MGI FUNDS PLC	148.302	148.302
140	D MICROSOFT GLOBAL FINANCE LIMITED	29.779	29.779
487	D MINISTRY OF FINANCE OF THE REPUBLIC OF KAZAKHST	623.166	623.166
305	D MINISTRY OF STRATEGY AND FINANCE	1.158	1.158
440	D MLC LIMITED	28.638	28.638
282	D MM MSCI EAFE INTERNATIONAL INDEX FUND	88.783	88.783

**Elenco Interventuti (Tutti ordinati alfabeticamente)  
Assemblea Straordinaria/Ordinaria**


Badge	Titolare	Ordinaria	Straordinaria
	Tipo Rap. Deleganti / Rappresentati legalmente		
374	D MORGAN STANLEY INSTITUTIONAL FD TR - GLOBAL STRATEGIST PTF	102.883	102.883
290	D MORGAN STANLEY INSTITUTIONAL FUND INC MULTI-ASSET PORTFOLIO	62.240	62.240
33	D MORGAN STANLEY INVESTMENT FUNDS	2.963.297	2.963.297
419	D MULTILATERAL INVESTMENT GUARANTEE AGENCY	58.984	58.984
26	D MULTIMIX WHOLESALE INT SHARES TRUST	18.202	18.202
154	D NAT WEST BANK DEPOS THS EUROP GROWTH VAL	187.920	187.920
155	D NAT WEST BANK DEPOS THS INTERN GROWTH VA	13.188.030	13.188.030
137	D NATIONAL COUNCIL FOR SOCIAL SEC FUND	553.648	553.648
521	D NATIONAL PENSIONS RESERVE FUND COMMISSION	107.910	107.910
62	D NATIONWIDE INTERNATIONAL INDEX FUND	8.821	8.821
139	D NAV CANADA PENSION PLAN	12.430.848	12.430.848
175	D NEW MEXICO STATE INVESTMENT COUNCIL	52.654	52.654
491	D NEW YORK STATE DEFERRED COMPENSATION PLAN	75.802	75.802
320	D NEW YORK STATE TEACHERS RETIREMENT SYSTEM	10.499	10.499
147	D NEW ZEALAND SUPERANNUATION FUND	435.172	435.172
148	D NEW ZEALAND SUPERANNUATION FUND	241.093	241.093
7	D NISSAY/PUTNAM FOREIGN EQUITY MOTHER FUND	123.984	123.984
177	D NORGES BANK (CENTRAL BANK OF NORWAY)	2.568.954	2.568.954
145	D NORTHERN INTL EQUITY INDEX FUND	1.714.709	1.714.709
131	D NORTHERN TRUST UCITS COMMON CONTRACTUAL	202.169	202.169
529	D NSP MONTICELLO MINNESOTA RETAIL QUALIFIED TRUST	13.424	13.424
144	D NT GLOBAL INVESTMENT COLL FUNDS	7.547.950	7.547.950
111	D NTGI-QM COMMON DAILY ALL COUNTRY WORLD E	173.245	173.245
109	D NTGI-QM COMMON DAILY EAFE INDEX FUND - N	232.372	232.372
99	D NUCLEAR LIABILITIES FUND LIMITED	121.191	121.191
65	D NVIT INTERNATIONAL INDEX FUND	8.107	8.107
156	D NWB AS LEGAL AND GENERAL EIT	2.548.922	2.548.922
157	D NWB TRUS OF LEGAL AND GENE INT INDEX	70.864	70.864
53	D OPTIMIX WHOLESALE GLOBAL SHARE TRUST	132.976	132.976
449	D PENN SERIES DEVELOPED INTERNATIONAL INDEX FUND	33.709	33.709
261	D PENSION FUND OF SUMITOMO MITSUI BANKING CORPORATION	34.542	34.542
495	D PENSION RESERVES INVESTMENT TRUST FUND	1.490.871	1.490.871
76	D PEOPLE'S BANK OF CHINA FOREIGN EXCH	4.296.153	4.296.153
420	D PETTELAAR EFF.BEW.BEDR.INZAKE SNS EURO AAND	10	10
426	D PETTELAAR EFFECTENBEW INZ SNSRESP IND FND	494.086	494.086
315	D PINEBRIDGE GLOBAL FUNDS	160.213	160.213
493	D POINT BEACH UNIT 1 AND UNIT 2 NQ TRUST-ACCOUNTING MECHANISM	25.853	25.853
494	D POOL REINSURANCE COMPANY LIMITED	222.968	222.968
454	D POWERSAHRES S(AND)P INTERNATIONAL DEVELOPED HIGH BETA PORTFOLIO	131.996	131.996
441	D POWERSHARES GLOBAL FUNDS IRELAND PUBLIC LIMITED COMPANY	83.379	83.379
112	D PRESBYTERIAN CHURCH FOUNDATION	32.270	32.270
453	D PRINCIPAL FUNDS INC GLOBAL MULTI STRATEGY FUND	343.417	343.417
444	D PRINCIPAL FUNDS INC.-INTERNATIONAL EQUITY INDEX FUND	264.484	264.484
322	D PRUDENTIAL RETIREMENT INSURANCE & ANNUITY COMPANY	29.827	29.827
439	D PS FTSE RAFI DEVEL MAR EXUS PORT	419.706	419.706

**Elenco Intervenuti (Tutti ordinati alfabeticamente)  
Assemblea Straordinaria/Ordinaria**

Badge	Titolare Tipo Rap.	Deleganti / Rappresentati legalmente	Ordinaria	Straordinaria
497	D	PUBLIC EMPLOYEE RETIREMENT SYSTEM OF IDAHO	348.890	348.890
80	D	PUBLIC EMPLOYEES RETIREMENT ASSOCIATION	4.133	4.133
81	D	PUBLIC EMPLOYEES RETIREMENT ASSOCIATION	55.575	55.575
486	D	PUBLIC EMPLOYEES RETIREMENT SYSTEM OF MISSISSIPI	1	1
489	D	PUBLIC EMPLOYEES RETIREMENT SYSTEM OF NEVADA	1	1
71	D	PUBLIC EMPLOYEES RETIREMENT SYSTEM OF OH	26.122	26.122
505	D	PUBLIC SECTOR PENSION INVESTMENT BOARD	61	61
255	D	PUTNAM INV FUNDS - PUTNAM INT CAPITAL OPPORTUNITIES FUND	1.546.066	1.546.066
216	D	PUTNAM SELECT GLOBAL EQUITY FUND LP C.O. THE PUTNAM ADVISORY COMPANY LLC	2.956	2.956
12	D	PYRAMIS GLOBAL EX US INDEX FUND LP	348.463	348.463
433	D	QIC INTERNATIONAL EQUITIES FUND	112.100	112.100
428	D	QUEENSLAND INVESTMENT TRUST NO 2	190.615	190.615
416	D	R PHARMA DVSF	838.500	838.500
95	D	RESURRECTION HEALTH CARE	40.661	40.661
94	D	RESURRECTION HEALTH CARE PENSION PLAN	18.752	18.752
93	D	RESURRECTION HEALTH CARE RETIREMENT PLAN	6.510	6.510
300	D	RETAIL EMPLOYEES SUPERANNUATION TRUST	15.617.222	15.617.222
490	D	RETIREMENT BENEFITS INVESTMENT FUND	34.652	34.652
67	D	RETIREMENT INCOME PLAN OF SAUDI ARABIAN	70.776	70.776
520	D	RHM PENSION SCHEME	304.179	304.179
301	D	RIDGEWORTH INTERNATIONAL EQUITY INDEX FUND	106.291	106.291
41	D	ROCKEFELLER & CO., INC	329.453	329.453
528	D	ROGERSCASEY TARGET SOLUTIONS LLC.	158.522	158.522
313	D	ROMAN CATHOLIC BISHOP OF SPRINGFIELD A CORPORATION SOLE	7.171	7.171
19	D	ROTHSCHILD AND CO GESTION	6.750.000	6.750.000
349	D	RUSSELL DEVELOPED EX-U.S. LARGE CAP INDEX FUND B	98.551	98.551
359	D	RUSSELL INVESTMENT COMPANY II PLC	893.070	893.070
292	D	RUSSELL INVESTMENT COMPANY PLC	1.374.277	1.374.277
208	D	S2G	61.802	61.802
381	D	SA STREET TRACKS SM ETFS	118.038	118.038
306	D	SAL PENSION SCHEME	67.596	67.596
36	D	SAS TRUSTEE CORPORATION	183.427	183.427
38	D	SAS TRUSTEE CORPORATION	1	1
63	D	SBC MASTER PENSION TRUST SBC MASTER PENSION TRUST 208	771.866	771.866
232	D	SCHOOL EMPLOYEES RETIREMENT SYSTEM OF OHIO	4.294.635	4.294.635
56	D	SCHRODER DIVERSIFIED GROWTH FUND	2.209.072	2.209.072
51	D	SCHRODER GLOBAL ACTIVE VALUE FUND	581.131	581.131
275	D	SCHRODER GLOBAL BLEND FUND (CANADA)	364.992	364.992
204	D	SCHRODER GLOBAL DYNAMIC BLEND FUND	2.612.153	2.612.153
205	D	SCHRODER GLOBAL ENHANCED INDEX FUND	1.304.706	1.304.706
90	D	SCHRODER GLOBAL MULTI CAP EQUITY FUND	328.821	328.821
88	D	SCHRODER INTERNATIONAL MULTI-CAP VALUE FUND	231.128	231.128
32	D	SCHRODER INTERNATIONAL SELECTION FUND	3.761.510	3.761.510
70	D	SCHRODER QEP GLOBAL ACTIVE VALUE FUND	8.820.591	8.820.591
69	D	SCHRODER QEP GLOBAL CORE FUND	435.408	435.408
15	D	SCHWAB FUNDAMENTAL INTER LARGE COMP IN F	105.822	105.822
250	D	SCHWAB FUNDAMENTAL INTERNATIONAL LARGE COMPANY ETF	125.608	125.608
249	D	SCHWAB INTERNATIONAL EQUITY ETF	147.000	147.000

**Elenco Intervenuti (Tutti ordinati alfabeticamente)  
Assemblea Straordinaria/Ordinaria**

Badge	Titolare Tipo Ráp.	Deleganti / Rappresentati legalmente	Ordinaria	Straordinaria
1	D	SCHWAB INTERNATIONAL INDEX FUND	43.093	43.093
321	D	SCOTTISH WIDOWS INV SOL F ICVC- FUNDAMENTAL INDEX GLB EQ F	795.526	795.526
382	D	SCOTTISH WIDOWS INV SOLUTIONS F ICVC- EUROPEAN (EX UK) EQ FD	287.564	287.564
231	D	SDA INTERNATIONAL EQUITY INDEX FUND	138.602	138.602
458	D	SEI PRIVATE TRUST COMPANY	424.958	424.958
500	D	SEMPRA ENERGY PENSION MASTER TRUST	254.696	254.696
513	D	SEQUOIA FUNDATION	10	10
445	D	SEVENTH SWEDISH NATIONAL PENSION FUND - AP7 EQUITY FUND	15.362	15.362
176	D	SHELL FOUNDATION	77.986	77.986
31	D	SHINKO GLOBAL EQUITY INDEX MOTHER FUND	31.043	31.043
404	D	SICAV AMUNDI ACTIONS EURO ISR	1.303	1.303
258	D	SISTERS OF MERCY OF NORTH CAROLINA FOUNDATION INC	5.375	5.375
530	D	SOUTHERN CALIFORNIA EDISON NUCLEAR FACILITIES CPUC DECOMMISSIONI	85.922	85.922
370	D	SPDR MSCI ACWI EX-US ETF	105.531	105.531
372	D	SPDR S+P INTERNATIONAL FINANCIAL SECTOR ETF	10.718	10.718
371	D	SPDR S+P INTERNATIONAL MIDCAP ETF	82.287	82.287
425	D	SRLEV NV AANDELENPOOL EUROPA MND SNS ASS.MAN	2.986.497	2.986.497
424	D	SRLEV NV INZ. AAND. POOL INT. MNDT SNS ASSET MNG	1.995.000	1.995.000
324	D	SS BK AND TRUST COMPANY INV FUNDS FOR TAXEXEMPT RETIREMENT PL	19.503.118	19.503.118
326	D	SSGA FTSE RAFI DEVELOPED 1000 INDEX NON-LENDING COMMON TR F	353.571	353.571
377	D	SSGA INTERNATIONAL EQUITIES INDEX TRUST	291.665	291.665
307	D	SSGA MSCI ACWI EX-USA INDEX NON-LENDING DAILY TRUST	181.734	181.734
327	D	SSGA MSCI EAFE FINANCIALS INDEX NONLENDING COMMON TRUST FUND	480.477	480.477
378	D	SSGA MSCI EAFE INDEX FUND	343.190	343.190
328	D	SSGA MSCI EUROPE SCREENED INDEX NON-LENDING COMMON TRUST FUND	197.217	197.217
325	D	SSGA RUSSELL FD GL EX-US INDEX NONLENDING QP COMMON TRUST FUND	509.259	509.259
308	D	SSGA SPDR ETFS EUROPE I PUBLIC LIMITED COMPANY	748.982	748.982
518	D	ST BEDRIJFSTAKPFD V/H SCHILDERS-AFW- GLASZE	766	766
113	D	ST. JOSEPH HEALTH SYSTEM	29.692	29.692
421	D	ST.BW. ZWITSERL BELFDS MANDAAT SNS AM	853	853
108	D	STANDARD CHARTERED PENSION FUND	2.971.480	2.971.480
456	D	STANLIB FUNDS LIMITED STANDARD BANK HOUSE	273.135	273.135
281	D	STATE FARM MUTUAL FUND TRUST, INTERNATIONAL INDEX FUND	132.327	132.327
237	D	STATE FARM VARIABLE PRODUCT TRUST, INTERNATIONAL EQ INDEX F	146.134	146.134
362	D	STATE OF ALASKA RETIREMENT AND BENEFITS PLANS	273.989	273.989
368	D	STATE OF MINNESOTA	55.643	55.643
501	D	STATE OF WISCONSIN INVESTMENT BOARD	2	2
299	D	STATE PUBLIC SECTOR SUPERANNUATION SCHEME	634.836	634.836
309	D	STATE STREET GLOBAL ADVISORS EXEMPT UNIT TRUST	12	12
310	D	STATE STREET GLOBAL ADVISORS GROSS ROLL UP UNIT TRUST	127.750	127.750



**Elenco Intervenuti (Tutti ordinati alfabeticamente)  
Assemblea Straordinaria/Ordinaria**

Badge	Titolare	Deleganti / Rappresentati legalmente	Ordinaria	Straordinaria
	Tipo Rap.			
380	D	STATE STREET GLOBAL ADVISORS INDEX F	226.043	226.043
52	D	STATE SUPER FINANCIAL SERVICES AUSTRALIA LIMITED AS TRUSTEE FOR THE INT EQ SECT TRUST	183.581	183.581
230	D	STATE TEACHERS RETIREMENT SYSTEM OF OHIO	11.393.837	11.393.837
423	D	STG BEDRIJFSTAKPFDS V H	45.308	45.308
422	D	STG PFDS V.D. GRAFISCHE	1.551.499	1.551.499
524	D	STICHTING CZ FUND DEPOSITARY	64.904	64.904
223	D	STICHTING MN SERVICES AANDELENFONDS EUROPA	3.575	3.575
227	D	STICHTING MN SERVICES EUROPE EX UK EQUITY FUND	89.062	89.062
166	D	STICHTING PENSIOENFONDS CAMPINA	1.024	1.024
517	D	STICHTING PENSIOENFONDS HORECA & CATERING	409.811	409.811
163	D	STICHTING PENSIOENFONDS IBM NEDERL.	116.977	116.977
218	D	STICHTING PENSIOENFONDS METAAL EN TECHNIEK	23.063	23.063
161	D	STICHTING PENSIOENFONDS SAGITTARJUS	261.152	261.152
516	D	STICHTING PENSIOENFONDS VAN DE ABN AMBRO BANK N.V.	2.850.558	2.850.558
162	D	STICHTING PENSIOENFONDS VAN DE METALEKTR	3.334.892	3.334.892
229	D	STICHTING PGGM DEPOSITARY	422.218	422.218
284	D	STICHTING PHILIPS PENSIOENFONDS	1.155.245	1.155.245
523	D	STICHTING RABOBANK PENSIOENFONDS	273.405	273.405
179	D	STICHTING SHELL PENSIOENFONDS	20.890	20.890
399	D	STRUCTURA - SMART EURO EQUITIES	16.919	16.919
398	D	STRUCTURA-ASYMMETRY EUROPE EQUITIES	21.346	21.346
311	D	SUNSUPER SUPERANNUATION FUND	10.912.230	10.912.230
64	D	T ROWE PRICE INTERNATIONAL EQUITY INDEX	40.823	40.823
502	D	TD EMERALD INTERNATIONAL EQUITYINDEX FUND	39.401	39.401
504	D	TD EUROPEAN INDEX FUND	1.103	1.103
503	D	TD INTERNATIONAL INDEX FUND	12.774	12.774
379	D	TEACHER RETIREMENT SYSTEM OF TEXAS	22	22
482	D	TEACHERS' RETIREMENT SYSTEM OF LOUISIANA	1	1
357	D	TEACHERS' RETIREMENT SYSTEM OF THE STATE OF ILLINOIS	9.218	9.218
506	D	TEXAS EDUCATION AGENCY	1	1
477	D	THE HEWLETT-PACKARD COMPANY 401 (K) PLAN	2.301.011	2.301.011
256	D	THE ALLIANCEBERNSTEIN POOLING PTF - ALLIANCEB VOL MNGM PTF	8.832	8.832
442	D	THE BANK OF KOREA	2	2
48	D	THE BOEING COMPANY EMPLOYEE RETIREMENT P	40.349	40.349
150	D	THE HENRY SMITH CHARITY	263.072	263.072
72	D	THE MASTER TRUST BANK OF JAPAN LTD	6.647.221	6.647.221
73	D	THE MASTER TRUST BANK OF JAPAN LTD	11.236.363	11.236.363
74	D	THE MASTER TRUST BANK OF JAPAN, LTD AS TRUSTEE FOR MUTB400045796	5.283.339	5.283.339
78	D	THE MASTER TRUST BANK OF JAPAN, LTD. AS TRUSTEE FOR MUTB400045792	6.154.998	6.154.998
260	D	THE MASTER TRUST BK OF JP LTD: HITACHI FOREIGN EQ INDEX MF	116.970	116.970
221	D	THE NOMURA TRUST AND BANKING CO LTD	153.605	153.605
461	D	THE PASSIVE GLOBAL SHARE TRUSTT	231.469	231.469
296	D	THE PHILLIPS 66 UK PENSION PLAN	41.166	41.166
288	D	THE PRUDENTIAL INSURANCE COMPANY OF AMERICA	82.449	82.449
438	D	THE PRUDENTIAL INVESTMENT PORTFOLIOS INCDRYDEN ACTIVE ALLOCATION	9.967	9.967

**Elenco Intervenuti (Tutti ordinati alfabeticamente)  
Assemblea Straordinaria/Ordinaria**

Badge	Titolare	Deleganti / Rappresentati legalmente	Ordinaria	Straordinaria
	Tipo Rap.			
365	D	THE REGENTS OF THE UNIVERSITY OF CALIFORNIA	360.836	360.836
470	D	THE STATE OF CONNECTICUT ACTING THROUGH ITS TREASURER	79	79
375	D	THE UNIVERSAL INST F INC - GLOBAL TACT ASSET ALL PTF	41.692	41.692
343	D	THRIFT SAVINGS PLAN	798.733	798.733
364	D	TIIA-CREF INTERNATIONAL EQUITY INDEX FUND	132.736	132.736
18	D	TOBAM	15.809.257	15.809.257
412	D	TOBAM ANTI-BENCHMARK WORLD EQUITY	45.297	45.297
276	D	TRANSAMERICA ALLIANCEBERNSTEIN DYNAMIC ALLOCATION VP	12	12
488	D	TREASURER OF THE STATE OF NORTH CAROLINA EQUITY INVESTMENT FUND POOLED	171.100	171.100
143	D	TRINITY COLLEGE	35.624	35.624
196	D	TRUST E CUSTODY SERVICES BANK LTD	251.481	251.481
273	D	UAW RETIREE MEDICAL BENEFITS TRUST	282.565	282.565
332	D	UBS ETF	423.638	423.638
214	D	UBS FUND MANAGEMENT (SWITZERLAND) AG	1.877.489	1.877.489
213	D	UBS FUND MANAGEMENT (LUXEMBOURG) SA	6.346	6.346
39	D	UBS GLOBAL ASSET MANAGEMENT LIFE LTD	149.409	149.409
509	D	UMC BENEFIT BOARD, INC	1	1
188	D	UNILEVER UK PENSION FUND	34.207	34.207
267	D	UNITED TECHNOLOGIES CORPORATION EMPLOYEE SAVINGS PLAN	459.389	459.389
330	D	UNIVERSAL SHIPOWNERS MARINE INS ASS LTD EQUITY CLASS 3	32.616	32.616
508	D	UPS GROUP TRUST	1	1
366	D	VALUE COMPANY I - INTERNATIONAL EQUITIES FUND	46.001	46.001
10	D	VANGUARD DEVELOP MARKET INDEX FUND	364.651	364.651
2	D	VANGUARD EUROPEAN STOCK INDEX FUND	1.054.288	1.054.288
83	D	VANGUARD FID COMPANY EUROPEAN STOCK INDE	17.932	17.932
11	D	VANGUARD FTSE ALL-WORLD EX US INDEX FUND	345.945	345.945
14	D	VANGUARD FUNDS PLC	51.046	51.046
50	D	VANGUARD INTERNATIONAL SHARE INDEX FUND	2.545.675	2.545.675
316	D	VANGUARD INV F ICVC- FTSE DEV WOR LD EX - U.K. EQ INDEX F	350.140	350.140
317	D	VANGUARD INV F ICVC-VANGUARD FTSE DEV EUROPE EX-UK EQ INDEX F	620.358	620.358
35	D	VANGUARD INVESTMENT SERIES, PLC	385.601	385.601
3	D	VANGUARD TAX-MANAGED INTERNATIONAL FUND	9.498.637	9.498.637
79	D	VANGUARD TOTAL INTERNATIONAL STOCK INDEX	1.572.013	1.572.013
9	D	VANGUARD TOTAL WORLD STOCK INDEX FUND	50.121	50.121
60	D	VARIABLE PORTFOLIO - DFA INTERNATIONAL VALUE FUND	2.312.349	2.312.349
190	D	VERDIPAPI KLP AKSJEUROPA INDEKS 1	257.456	257.456
191	D	VERDIPAPIRFONDET KLP AKSJGLOBAL 1	548.450	548.450
511	D	VERIZON MASTER SAVINGS TRUST	185.314	185.314
429	D	VICTORIAN SUPERANNUATION FUND	665	665
510	D	VIRGINIA RETIREMENT SYSTEM	2.347	2.347
319	D	WASHINGTON STATE INVESTMENT BOARD	888.522	888.522
318	D	WELLS FARGO MASTER TRUST DIVERSIFIED STOCK PORTFOLIO	31.309	31.309
185	D	WEST MIDLANDS METROPOLITAN AUTHORITY	760	760
186	D	WEST YORKSHIRE PENSION FUND	8.000	8.000
297	D	WESTPAC INTERNATIONAL SHARE INDEX TRUST	308.665	308.665



**Elenco Intervenuti (Tutti ordinati alfabeticamente)  
Assemblea Straordinaria/Ordinaria**

Badge	Titolare	Ordinaria	Straordinaria
	Tipo Rap. Deleganti / Rappresentati legalmente		
159	D WHEELS COMMON INVESTMENT FUND	243.727	243.727
160	D WHEELS COMMON INVESTMENT FUND	199.396	199.396
172	D WHOLESALÉ GLOBAL EQUITY INDEX FUND	172.728	172.728
25	D WHOLESALÉ UNIT TRUST GLOBAL INDEX SHARES	91.888	91.888
239	D WILLIAM BEAUMONT HOSPITAL	93.900	93.900
238	D WILLIAM BEAUMONT HOSPITAL EMPLOYEES' RETIREMENT PLAN	192.110	192.110
450	D WILMINGTON MULTI-MANAGER INTERNATIONAL FUND	1.271	1.271
451	D WM POOL EQUITIES TRUST NO.38	386.174	386.174
353	D WORLD EX-U.S. ALPHA TILTS FUND B	58.466	58.466
44	D WSSP INTERNATIONAL EQUITIES TRUST	33.329	33.329
	<b>Totale azioni</b>	<b>901.418.123</b>	<b>901.418.123</b>
		7,716604%	7,716604%
1303	COMPUTERSHARE SPA QUALE RAPPR. DESIGNATO EX ART. 135 UNDECIES DEL TUF NELLA PERSONA DI ENRICO CARUSO	0	0
33	D ANGELINI PARTECIPAZIONI FINANZIARIE SRL	10.000.000	10.000.000
32	D BAGNI FERNANDO	240.000	240.000
5	D BRIGHENTI LUCIANO	100.000	100.000
35	D CARFI ALESSIO	40.652	40.652
7	D CARIELLO GIUSEPPE	650.000	650.000
29	D CARLI LUIGI	150.000	150.000
6	D CASAVECCHIA DIEGO	370.000	370.000
13	D CLAVARIO FRANCESCA	113.520	113.520
20	D DE SIMONE MAURIZIO	12.186	12.186
4	D DURANTI ANDREA	25.500	25.500
9	D FIORINI STEFANO	1.500	1.500
28	D FRASCHETTI LUIGIA	150.000	150.000
25	D GARAVAGLIA CARLO	161.000	161.000
	<i>di cui 161.000 azioni Cointestazione con :CATTANEO SILVIA;</i>		
12	D LIACI CRISTINA	24.080	24.080
11	D LIACI LUCA	38.328	38.328
14	D LIACI LUIGI	240.800	240.800
8	D LIACI PIERO	300.000	300.000
23	D LOKAR GIOVANNI	222.000	222.000
27	D MAINELLA FAUSTO	100.000	100.000
17	D MATTIUZZO DANIELE	89.412	89.412
1	D MUGELLI FABRIZIO	26.000	26.000
22	D MUGELLI FRANCO	158.000	158.000
	<i>di cui 158.000 azioni Cointestazione con :OCCHINI GIOVANNA;</i>		
15	D MUSCO ANGELO	207.016	207.016
24	D ORGANISTA FRANCESCO	39.940	39.940
34	D QUISTELLI ANTONIO	51.600	51.600
21	D QUISTELLI GIOVANNI	68.800	68.800
30	D QUISTELLI ILARIA	41.280	41.280
18	D RAPPOSELLI GIUSEPPE	7.932	7.932
19	D REBESCHINI DANIELE	830.000	830.000
31	D TURI GIORGIO	2.994	2.994
2	D VADA DANIELA	100.000	100.000
16	D VAGHI STEFANO	24.066	24.066
3	D VALENTINO MICHELE	950.000	950.000
10	D VIGANO ISIDORO	100.000	100.000
26	D ZANIERI ENRICO	500.000	500.000



**Elenco Intervenuti (Tutti ordinati alfabeticamente)  
Assemblea Straordinaria/Ordinaria**

Badge	Titolare Tipo Rap.	Deleganti / Rappresentati legalmente	Ordinaria	Straordinaria
		<i>di cui 500.000 azioni Cointestazione con :ZANIERI GRAZIA;</i>		
		<b>Totale azioni</b>	<b>16.136.606</b> 0,138138%	<b>16.136.606</b> 0,138138%
1047	CORRADI GABRIELE		14.164	14.164
1	D	CORRADI BERNARDO	148.070	148.070
		<b>Totale azioni</b>	<b>162.234</b> 0,001389%	<b>162.234</b> 0,001389%
2864	COSTANTINO UGO GIUSEPPE COSTANTINO		400.022	400.022
			0,003424%	0,003424%
2177	COTTARELLI CLAUDIA ADELE		0	0
1	D	FARAVELLI ROBERTO	100.000	100.000
		<b>Totale azioni</b>	<b>100.000</b> 0,000856%	<b>100.000</b> 0,000856%
936	CRESTI PAOLO		39.648	39.648
			0,000339%	0,000339%
2193	CUTINI MARIO		50.000	50.000
			0,000428%	0,000428%
2603	D ACAMPORA GIAMMARCO		20.000	20.000
			0,000171%	0,000171%
1280	DE CICCO DAVIDE		0	0
1	D	DE CICCO CLAUDIO	2.473	2.473
		<b>Totale azioni</b>	<b>2.473</b> 0,000021%	<b>2.473</b> 0,000021%
3063	DEL DOTTORE GISBERTO		11.000	11.000
			0,000094%	0,000094%
		<i>di cui 11.000 azioni in Cointestazione con :GIORGI LUCIANA;</i>		
1203	DEROSSI GUALTIERO		1.000	1.000
			0,000009%	0,000009%
2881	DI CUNTO ATTILIO		344	344
			0,000003%	0,000003%
2056	DI STASIO GIOVANNI		0	0
1	D	GALLORINI ROBERTA	25.000	25.000
		<b>Totale azioni</b>	<b>25.000</b> 0,000214%	<b>25.000</b> 0,000214%
1930	DINELLI MAURIZIO		1.000	1.000
			0,000009%	0,000009%
2869	FABIANELLI ANDREA		2.074	2.074
			0,000018%	0,000018%

**Elenco Intervenuti (Tutti ordinati alfabeticamente)**  
**Assemblea Straordinaria/Ordinaria**

Badge	Titolare Tipo Rap.	Deleganti / Rappresentati legalmente	Ordinaria	Straordinaria
2794	FAGORZI PAOLO		97.000 0,000830%	97.000 0,000830%
1950	FALASCHI PAOLO EMILIO		17.272	17.272
1	D	CELLI PAOLA	2.442	2.442
2	D	VITTORIA AURELIO	15.000	15.000
		<b>Totale azioni</b>	<b>34.714</b> 0,000297%	<b>34.714</b> 0,000297%
3075	FANESCHI MAURO		80.000 0,000685%	80.000 0,000685%
2810	FANTI FRANCESCO		30.241 0,000259%	30.241 0,000259%
544	FANTI MASSIMILIANO		10.160 0,000087%	10.160 0,000087%
1481	FANTUZZI LUCA		100 0,000001%	100 0,000001%
1125	FARAVELLI ROBERTO		2.900.000 0,024825%	2.900.000 0,024825%
904	FASCINARI FABIO		1.000 0,000009%	1.000 0,000009%
604	FATTORINI SILVIO		7.000 0,000060%	7.000 0,000060%
	<i>di cui 7.000 azioni in Cointestazione con :FATTORINI GIANFRANCO;</i>			
1474	FATUCCHI ENRICO		93.200 0,000798%	93.200 0,000798%
2862	FAZZINO RENATO ANTONIO		6.932 0,000059%	6.932 0,000059%
542	FEDERIGHI GIORGIO		11.700 0,000100%	11.700 0,000100%
1725	FERRETTI ALDO		0	0
1	D	ZAPPALORTI DEMI	2.420	2.420
		<b>Totale azioni</b>	<b>2.420</b> 0,000021%	<b>2.420</b> 0,000021%
1972	FERRI TIZIANA		6.409 0,000055%	6.409 0,000055%
2972	FINI ALDIGHIERO		20.000 0,000171%	20.000 0,000171%

**Elenco Intervenuti (Tutti ordinati alfabeticamente)  
Assemblea Straordinaria/Ordinaria**

Badge	Titolare Tipo Rap.	Deleganti / Rappresentati legalmente	Ordinaria	Straordinaria
1885	FINUCCI GIORGIO		1.579 0,000014%	1.579 0,000014%
1795	FIORENZANI PIER PAOLO		22.360 0,000191%	22.360 0,000191%
1105	FORTUNATO NUNZIO FILIPPO		12.450 0,000107%	12.450 0,000107%
3299	GABBRICCI GIORGIO		20.000 0,000171%	20.000 0,000171%
2286	GALASSINI OMERO		40.000 0,000342%	40.000 0,000342%
1610	GALLI CORRADO		1.152 0,000010%	1.152 0,000010%
869	GALLUZZI REMO		21.778 0,000186%	21.778 0,000186%
2158	GAMBELLI ALESSANDRO		1.000 0,000009%	1.000 0,000009%
674	GIANNETTA GIORDANO		8.709 0,000075%	8.709 0,000075%
1964	GIORGI ANTONIO		2.941 0,000025%	2.941 0,000025%
1804	GIUSTI FRANCESCO		835 0,000007%	835 0,000007%
2000	GNECH ALESSANDRO		130.000	130.000
1 D	BOCCARDO MARIA TERESA		40.000	40.000
2 D	SIRAGUSA GIORGIO		135.000	135.000
		<b>Totale azioni</b>	<b>305.000</b> 0,002611%	<b>305.000</b> 0,002611%
1366	GONZI ROBERTO		10.850 0,000093%	10.850 0,000093%
1103	GRADI PAOLO		11.194 0,000096%	11.194 0,000096%
2114	GUASCONI LUCIANO		400.000 0,003424%	400.000 0,003424%
1604	GUERRINI IVANO		30.000 0,000257%	30.000 0,000257%

**Elenco Intervenuti (Tutti ordinati alfabeticamente)  
Assemblea Straordinaria/Ordinaria**

Badge	Titolare Tipo Rap.	Deleganti / Rappresentati legalmente	Ordinaria	Straordinaria
1441	GUERRINI STEFANO		20 0,000000%	20 0,000000%
2201	GUIDOTTI NICOLETTA		2.442 0,000021%	2.442 0,000021%
1807	INGLESI AURELIANO		75.000 0,000642%	75.000 0,000642%
1769	INNOCENTI ROBERTO		20.000 0,000171%	20.000 0,000171%
2627	IOMMI GABRIO		0	0
1	D CECCHERINI CLAUDIO		1	1
		<b>Totale azioni</b>	<b>1</b> 0,000000%	<b>1</b> 0,000000%
2770	IOSEFFI PIERO		5.032 0,000043%	5.032 0,000043%
2726	KULKA ALESSANDRO CARLO MARIA		27.000 0,000231%	27.000 0,000231%
1488	LANDI GIULIO		50.000 0,000428%	50.000 0,000428%
511	LATORRE ANGELO MICHELE		3.951 0,000034%	3.951 0,000034%
1655	LAUVERGNACH ANDREA		5.248 0,000045%	5.248 0,000045%
2312	LOMARINI LUCIANO		100.000 0,000856%	100.000 0,000856%
1310	LUCIOLI ALBERTO		450.026 0,003852%	450.026 0,003852%
1733	MACCARI GABRIELE		586 0,000005%	586 0,000005%
1658	MAESTRINI GIULIA		3.577 0,000031%	3.577 0,000031%
2505	MAMBRINI ENRICO		40.000 0,000342%	40.000 0,000342%
	<i>di cui 20.000 azioni in Cointestazione con : CIVITELLI FRANCA;</i>			
2989	MANCUSO FULVIO		280.000 0,002397%	280.000 0,002397%

**Elenco Intervenuti (Tutti ordinati alfabeticamente)  
Assemblea Straordinaria/Ordinaria**

Badge	Titolare	Deleganti / Rappresentati legalmente	Ordinaria	Straordinaria
	Tipo Rap.			
966	MANGIAVACCHI SERGIO		200.000 0,001712%	200.000 0,001712%
1884	MANNI ANDREA		350.000 0,002996%	350.000 0,002996%
2083	MANNI SERGIO		12.092 0,000104%	12.092 0,000104%
1117	MANSI ANTONELLA		0	0
1	R	FONDAZIONE MONTE DEI PASCHI DI SIENA <i>di cui 570.226.017 azioni in garanzia a MEDIOBANCA S.P.A.;</i>	3.913.315.802	3.913.315.802
		<b>Totale azioni</b>	<b>3.913.315.802</b> 33,500000%	<b>3.913.315.802</b> 33,500000%
2846	MARCHETTI BEATRICE		1.623 0,000014%	1.623 0,000014%
2284	MARRONI PIERO		1.000 0,000009%	1.000 0,000009%
1792	MARTINELLI ANGELO		1.950.000	1.950.000
1	D	BENTIVOGLIO ANDREA <i>di cui 49.984 azioni in garanzia a BANCA POPOLARE PUGLIESE; di cui 7.950.016 azioni in garanzia a BANCA POPOLARE PUGLIESE;</i>	8.000.000	8.000.000
2	D	BENTIVOGLIO ELISABETTA <i>di cui 4.000.006 azioni in garanzia a BANCA POPOLARE PUGLIESE;</i>	4.000.006	4.000.006
3	D	BENTIVOGLIO ROBERTO <i>di cui 6.700.008 azioni in garanzia a BANCA POPOLARE PUGLIESE;</i>	6.700.008	6.700.008
4	D	MARTINELLI FRANCESCO <i>di cui 9.744.779 azioni in garanzia a BANCA POPOLARE PUGLIESE;</i>	9.750.000	9.750.000
5	D	MARTINELLI VINCENZO	8.450.000	8.450.000
6	D	POGGETTI ERNESTA	700.000	700.000
7	D	VENTURA LEONARDO	1.050.000	1.050.000
8	D	VENTURA MARGHERITA MARIA	7.620.000	7.620.000
		<b>Totale azioni</b>	<b>48.220.014</b> 0,412788%	<b>48.220.014</b> 0,412788%
2070	MARTINELLI ENZO		24.080 0,000206%	24.080 0,000206%
605	MARTINELLI ROBERTO		9.784 0,000084%	9.784 0,000084%
800	MARZIALI MAURO		50.000 0,000428%	50.000 0,000428%
2944	MARZUCCHI GIORGIO		15.000 0,000128%	15.000 0,000128%
		<i>di cui 15.000 azioni in Cointestazione con :PIETRINI ENZA;</i>		

**Elenco Intervenuti (Tutti ordinati alfabeticamente)  
Assemblea Straordinaria/Ordinaria**

Badge	Titolare Tipo Rap.	Deleganti / Rappresentati legalmente	Ordinaria	Straordinaria
2787	MARZUCCHI MARIO		1.000 0,000009%	1.000 0,000009%
2061	MATTEI GIANFRANCO		0	0
1	D MATTEI ROBERTO		7.358	7.358
		<b>Totale azioni</b>	<b>7.358</b>	<b>7.358</b>
			0,000063%	0,000063%
1225	MEACCI GIANCARLO		27.786 0,000238%	27.786 0,000238%
812	MELE PAOLO FIDEL		5.177 0,000044%	5.177 0,000044%
2327	MENCARELLI ALESSANDRO		7.937 0,000068%	7.937 0,000068%
2990	MENSINI MARIO		50.000 0,000428%	50.000 0,000428%
1214	MONFARDINI BRUNO		10.000 0,000086%	10.000 0,000086%
1202	MONTIGIANI MAURIZIO		1.000 0,000009%	1.000 0,000009%
2324	MORELLINI MARIO		1.000 0,000009%	1.000 0,000009%
2027	MORGANTINI MARINO		42.746 0,000366%	42.746 0,000366%
1158	MUGNAINI MARCELLA		846 0,000007%	846 0,000007%
1895	NENCINI VINCENZO		58.306 0,000499%	58.306 0,000499%
1764	NESTI ALESSANDRO		0	0
1	D FINAMONTE SRL		467.261.588	467.261.588
		<b>Totale azioni</b>	<b>467.261.588</b>	<b>467.261.588</b>
			4,000000%	4,000000%
2740	NUTI ANDREA		0	0
1	D FINATAN S.P.A.		67.211.584	67.211.584
		<b>Totale azioni</b>	<b>67.211.584</b>	<b>67.211.584</b>
			0,575366%	0,575366%
1976	PACCIANI MARIA		20.000 0,000171%	20.000 0,000171%

## Elenco Intervenuti (Tutti ordinati alfabeticamente)

## Assemblea Straordinaria/Ordinaria

Badge	Titolare	Tipo Rap.	Deleganti / Rappresentati legalmente	Ordinaria	Straordinaria
2646	PACCIANI TOMMASO			7.000 0,000060%	7.000 0,000060%
859	PAGHI MASSIMO			31.000 0,000265%	31.000 0,000265%
1138	PAGLIANTINI FABIO			18.934 0,000162%	18.934 0,000162%
1872	PAGNINI SIMONE			1.152 0,000010%	1.152 0,000010%
1603	PALLECCHI DANTE			1.000 0,000009%	1.000 0,000009%
2780	PAPI STEFANO			0	0
1	R		SILOG SISTEMI LOGICI SRL	68.600	68.600
			<b>Totale azioni</b>	<b>68.600</b> 0,000587%	<b>68.600</b> 0,000587%
1797	PARRI CATERINA			5.810 0,000050%	5.810 0,000050%
1995	PASINI VALERIO			0	0
1	D		PASINI LEONARDO	100.000	100.000
			<b>Totale azioni</b>	<b>100.000</b> 0,000856%	<b>100.000</b> 0,000856%
1204	PASQUALINO LUIGI			1.801 0,000015%	1.801 0,000015%
2600	PAULESU PASQUALINO			15.726 0,000135%	15.726 0,000135%
1823	PECCIANI DUCCIO NELLO			2.737 0,000023%	2.737 0,000023%
1643	PENNUCCI LUCIANO			4.597 0,000039%	4.597 0,000039%
1480	PERFERI FABIO			10.000	10.000
1	D		FRANCHI FRANCA	40.000	40.000
2	D		GIANNELLI LEONARDO	95.000	95.000
			<b>Totale azioni</b>	<b>145.000</b> 0,001241%	<b>145.000</b> 0,001241%
1367	PERICCIOLI PAOLO			0	0
1	D		PERICCIOLI CLAUDIA	15.632	15.632
			<b>Totale azioni</b>	<b>15.632</b>	<b>15.632</b>

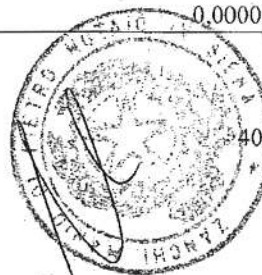
**Elenco Intervenuti (Tutti ordinati alfabeticamente)  
Assemblea Straordinaria/Ordinaria**

Badge	Titolare Tipo Rap.	Deleganti / Rappresentati legalmente	Ordinaria	Straordinaria
			0,000134%	0,000134%
2906	PERUZZI MARIO		500.000 0,004280%	500.000 0,004280%
3409	PEZZIMENTI MARIO		5 0,000000%	5 0,000000%
865	PEZZIMENTI TOMMASO		0	0
1	D RENZINI LIVIANA		10	10
		<b>Totale azioni</b>	<b>10</b> 0,000000%	<b>10</b> 0,000000%
2233	PIANIGIANI ANTONELLO		1.077.000 0,009220%	1.077.000 0,009220%
2867	PICCHIANTI LUIGI		500 0,000004%	500 0,000004%
3044	PIERI GIOVANNI		30.000 0,000257%	30.000 0,000257%
993	PIERI PIERO		12.740 0,000109%	12.740 0,000109%
2001	PIOCHI PAOLO		35.884	35.884
1	D ZANIERI PAOLO		2.000	2.000
		<b>Totale azioni</b>	<b>37.884</b> 0,000324%	<b>37.884</b> 0,000324%
1921	PISANU EMANUELA		0	0
1	D SANTI ROBERTO		92.000	92.000
		<b>Totale azioni</b>	<b>92.000</b> 0,000788%	<b>92.000</b> 0,000788%
841	PISANU PIERO		20.000 0,000171%	20.000 0,000171%
2779	PISTOLESI CLAUDIO		0	0
2	D CARLI LIDA		25.000	25.000
3	D PISTOLESI MASSIMO		35.000	35.000
1	D PISTOLESI SERGIO		100.000	100.000
		<b>Totale azioni</b>	<b>160.000</b> 0,001370%	<b>160.000</b> 0,001370%
2535	PRETENI ANDREA		0	0
1	D NANNETTI ROBERTO		89.007	89.007
		<b>Totale azioni</b>	<b>89.007</b> 0,000762%	<b>89.007</b> 0,000762%
3178	QUARTINI MARCO AURELIO		23.835	23.835



**Elenco Intervenuti (Tutti ordinati alfabeticamente)  
Assemblea Straordinaria/Ordinaria**

Badge	Titolare Tipo Rap.	Deleganti / Rappresentati legalmente	Ordinaria	Straordinaria
			0,000204%	0,000204%
1626	QUERCIOLI FRANCO		121.177	121.177
1	D MAFFEI LIDIA		34.400	34.400
		<b>Totale azioni</b>	<b>155.577</b>	<b>155.577</b>
			0,001332%	0,001332%
1402	RAFFAELLI ANGELO		12.013	12.013
			0,000103%	0,000103%
1778	RAFFAELLI ROBERTO		22	22
			0,000000%	0,000000%
2146	RICCI ARMANI GIOVANNI		0	0
1	D ALBOTTI ALBERTO GIOVANNI		1.000	1.000
		<b>Totale azioni</b>	<b>1.000</b>	<b>1.000</b>
			0,000009%	0,000009%
885	RICCI RINO		3.217	3.217
1	D RICCI LUCA		2.681	2.681
2	D ROSI GRAZIA		3.017	3.017
		<b>Totale azioni</b>	<b>8.915</b>	<b>8.915</b>
			0,000076%	0,000076%
628	RINALDI PATRIZIO		1	1
1	D RINALDI ALBERTO		10.000	10.000
		<b>Totale azioni</b>	<b>10.001</b>	<b>10.001</b>
			0,000086%	0,000086%
1387	ROMAGNOLI GIUSEPPE		17.200	17.200
			0,000147%	0,000147%
2213	ROSA ROLANDO		6.000	6.000
			0,000051%	0,000051%
3000	ROSANIA ELMAN		0	0
1	D ACQUAVIA VITO ANTONIO		20	20
2	D CAPIELLO ANDREA		40.000	40.000
3	D DE BONIS DONATO ANTONIO		20	20
4	D LUCIANO LIDIA		20	20
5	D TELESCA FRANCESCO SAVERIO		20	20
6	D VARLOTTA GIOVANNI		20	20
		<b>Totale azioni</b>	<b>40.100</b>	<b>40.100</b>
			0,000343%	0,000343%
1268	ROSSI MARCELLO		7.705	7.705
			0,000066%	0,000066%
2315	RUBEGNI PATRIZIA		18.822	18.822
			0,000161%	0,000161%
2042	SANI FEDERIGO		10.000	10.000



**Elenco Intervenuti (Tutti ordinati alfabeticamente)  
Assemblea Straordinaria/Ordinaria**

Badge	Titolare Tipo Rap.	Deleganti / Rappresentati legalmente	Ordinaria	Straordinaria
			0,000086%	0,000086%
2192	SANTUCCI GIANCARLO		36.219 0,000310%	36.219 0,000310%
1410	SAVAZZI STEFANO		304.668 0,002608%	304.668 0,002608%
779	SCARPELLI GIUSEPPE		102.729 0,000879%	102.729 0,000879%
	<i>di cui 70.800 azioni in Cointestazione con :BONI PAOLA;</i>			
1409	SCARPELLINI FABRIZIO		6.722 0,000058%	6.722 0,000058%
3030	SEMPLICI ROMOLO		5.000 0,000043%	5.000 0,000043%
631	SENESI RAFFAELLA		74.878 0,000641%	74.878 0,000641%
	<i>di cui 74.878 azioni in Cointestazione con :MICHELI EMILIO;</i>			
1209	SESTIGIANI NORBERTO		500 0,000004%	500 0,000004%
2144	SILENZIO MAURIZIO		17.850 0,000153%	17.850 0,000153%
1257	SIMONCIOLI FRANCO		10.042 0,000086%	10.042 0,000086%
976	SINATORA FERNANDO		9.900 0,000085%	9.900 0,000085%
1553	SONNATI ALBERTO MARIO		5.000 0,000043%	5.000 0,000043%
625	SPERONI CARDI VALERIA		0	0
1 D	ALEOTTI LUCIA		1.000	1.000
		<b>Totale azioni</b>	<b>1.000</b> 0,000009%	<b>1.000</b> 0,000009%
2610	SPIGA ANTONIO		31.970 0,000274%	31.970 0,000274%
753	STADERINI PIETRO		12.170 0,000104%	12.170 0,000104%
1182	TAMBURINI ERMETE		10.000 0,000086%	10.000 0,000086%

**Elenco Intervenuti (Tutti ordinati alfabeticamente)**  
**Assemblea Straordinaria/Ordinaria**

Badge	Titolare Tipo Rap.	Deleganti / Rappresentati legalmente	Ordinaria	Straordinaria
3194	TANGANELLI ROBERTO		27.512 0,000236%	27.512 0,000236%
2705	TARSI DAVIDE		100 0,000001%	100 0,000001%
2112	TAVANTI ANGIOLO		1.000 0,000009%	1.000 0,000009%
1772	TAVANTI CLAVIO		8.220 0,000070%	8.220 0,000070%
2825	TONIACCINI GIANNI		12.000 0,000103%	12.000 0,000103%
875	TORTOLI ADAMO		0	0
1	D BARLUZZI DANIELA		6.242	6.242
		<b>Totale azioni</b>	<b>6.242</b> 0,000053%	<b>6.242</b> 0,000053%
1810	TOSELLI BARBARA		5.435 0,000047%	5.435 0,000047%
1664	TRANCANELLI NICOLETTA		0	0
1	R COOFIN SRL		80.794.090	80.794.090
		<i>di cui 26.000.000 azioni in garanzia a BANCA NAZIONALE DEL LAVORO S.P.A.;</i>		
2	D COOP CENTRO ITALIA SCARL		133.051.188	133.051.188
		<i>di cui 6.850.000 azioni in garanzia a BANCA NAZIONALE DEL LAVORO S.P.A.;</i>		
		<b>Totale azioni</b>	<b>213.845.278</b> 1,830626%	<b>213.845.278</b> 1,830626%
2548	ULIZZI GIANLUCA		0	0
1	D BONFRANCESCHI MARIA CRISTINA		1.309	1.309
		<b>Totale azioni</b>	<b>1.309</b> 0,000011%	<b>1.309</b> 0,000011%
2119	VALENTINI BRUNO		4.351 0,000037%	4.351 0,000037%
2886	VANNINI SANDRA		29.311 0,000251%	29.311 0,000251%
2821	VASCONETTO ALVISE		1.152 0,000010%	1.152 0,000010%
1968	VIGNI ALESSANDRO		1.000 0,000009%	1.000 0,000009%
1032	VIGNI LUIGI		200 0,000002%	200 0,000002%

**Elenco Intervenuti (Tutti ordinati alfabeticamente)**  
**Assemblea Straordinaria/Ordinaria**

Badge	Titolare	Tipo Rap.	Deleganti / Rappresentati legalmente	Ordinaria	Straordinaria
1847	VIGNI TIZIANA			0	0
1	D ROSSI FABIO			6.506	6.506
			<b>Totale azioni</b>	<b>6.506</b>	<b>6.506</b>
				0,000056%	0,000056%
3006	VISENTIN ANDREA			100.000	100.000
				0,000856%	0,000856%
973	VITA GIGLIO			5.000	5.000
				0,000043%	0,000043%
	<i>di cui 5.000 azioni in Cointestazione con :OTTANELLI MARIA;</i>				
2076	VOLPICELLA GERARDO			4.689	4.689
				0,000040%	0,000040%
2735	ZILIANI DOMENICO			50.000	50.000
				0,000428%	0,000428%
			<b>Totale azioni in proprio</b>	<b>13.617.668</b>	<b>13.617.668</b>
			<b>Totale azioni in delega</b>	<b>1.754.274.328</b>	<b>1.754.274.328</b>
			<b>Totale azioni in rappresentanza legale</b>	<b>3.994.189.428</b>	<b>3.994.189.428</b>
			<b>TOTALE AZIONI</b>	<b>5.762.081.424</b>	<b>5.762.081.424</b>
				<b>49,326386%</b>	<b>49,326386%</b>
			<b>Totale azionisti in proprio</b>	<b>182</b>	<b>182</b>
			<b>Totale azionisti in delega</b>	<b>819</b>	<b>819</b>
			<b>Totale azionisti in rappresentanza legale</b>	<b>4</b>	<b>4</b>
			<b>TOTALE AZIONISTI</b>	<b>1.005</b>	<b>1.005</b>
			<b>TOTALE PERSONE INTERVENUTE</b>	<b>216</b>	<b>216</b>