


## LISTA ESITO DELLA VOTAZIONE

Oggetto: **Voto per azione di responsabilità contro il Presidente Avv. Nicola Maione proposta dal Socio Bluebell Partners. FAVOREVOLI**

| Badge | Ragione Sociale   | Proprio | Delega    | Totale    |
|-------|---|---------|-----------|-----------|
| 6008  | VENA DONATO   | 22.700  | 0         | 22.700    |
| 6034  | CORSI SANDRO  | 4.200   | 0         | 4.200     |
| 6037  | DE MEJO ALBERTO   | 2.000   | 0         | 2.000     |
| 6080  | TASSI SONIA   | 300     | 25.001    | 25.301    |
| *RA*  | COMPUTERSHARE SPA RAPPRESENTANTE DESIGNATO IN QUALITÀ DI DELEGATO 135-UNDECIES TUF IN PERSONA DI MONICELLI ENRICO | 0       | 3.501.794 | 3.501.794 |
| 6110  | FIORETTO KATRINE  | 140     | 0         | 140       |
| 6117  | NASTARI GIOVANNI  | 6.009   | 0         | 6.009     |
| 6127  | PACCHIARINI MARCO   | 50      | 0         | 50        |
| 6138  | GEMASSMER WERNER  | 390.001 | 0         | 390.001   |
| 6235  | SCHIAVON BRUNO  | 759     | 0         | 759       |
| 6252  | VALENTI GIULIO  | 5.000   | 0         | 5.000     |
| 6403  | FARCAS KRISTINA   | 12.950  | 0         | 12.950    |
| 6426  | PALATRESI EMILIO  | 1.500   | 0         | 1.500     |
| 6462  | CAUDULLO ALFREDO  | 40.000  | 0         | 40.000    |
| 6473  | TREVISAN DARIO  | 0       | 0         | 0         |
| ***   | TIRONI MATTEO   | 0       | 18        | 18        |
| ***   | BCV ENHANCED EUROPE EQUITY ESG  | 0       | 25.393    | 25.393    |
| ***   | BCV SYSTEMATIC PREMIA EUROPE EQUITY ESG   | 0       | 5.176     | 5.176     |
| ***   | CAISSE DE PENSIONS DU PERSONNEL COMMUNAL DE LAUSANNE (CPCL)   | 0       | 35.431    | 35.431    |
| ***   | CARDANO ESG TRANSITION ENHANCED INDEX EQUITY GLOBAL EX FOSSIL (I)   | 0       | 2.812     | 2.812     |
| ***   | CARDANO ESG TRANSITION ENHANCED INDEX EQUITY EUROPE EX FOSSIL (I)   | 0       | 5.159     | 5.159     |
| ***   | CARDANO ESG TRANSITION ENHANCED INDEX EQUITY GLOBAL (I)   | 0       | 93.802    | 93.802    |
| ***   | CARDANO ESG TRANSITION ENHANCED INDEX EQUITY EUROPE   | 0       | 120.624   | 120.624   |
| ***   | IC EUROPE EQUITY ESG INDEX FUND   | 0       | 17.173    | 17.173    |
| ***   | CARDANO ESG TRANSITION ENHANCED INDEX EQUITY GLOBAL   | 0       | 260.440   | 260.440   |
| ***   | ZWITSERLEVEN INSTITUTIONELE BELEGGINGSFONDSEN - ZWITSERLEVEN INDEX AANDELENFONDS EUROPA                           | 0       | 72.307    | 72.307    |
| ***   | BRED BANQUE POPULAIRE   | 0       | 3.441.725 | 3.441.725 |
| ***   | ABIS INSTITUTIONAL FUND - AKTIEN GLOBAL   | 0       | 69.016    | 69.016    |
| ***   | SYNERGIE - ACTIONS GLOBALES TARGETNETZERO   | 0       | 38.688    | 38.688    |
| ***   | RP - FONDS INSTITUTIONNEL - ACTIONS MARCHES DEVELOPPES LARGE CAP  | 0       | 26.666    | 26.666    |
| ***   | CAISSE DE PREVOYANCE DU PERSONNEL DE L ETAT PENSIONS KASSE DES STAATSPERSONALS                                    | 0       | 5.995     | 5.995     |
| ***   | FONDS DE PLACEMENT UNICE - ACTIONS ETRANGERES   | 0       | 12.013    | 12.013    |
| ***   | CAPACITY - FONDS INSTITUTIONNEL - L-QIF - MULTI ASSET   | 0       | 21.671    | 21.671    |
| ***   | SYNERGIE - ACTIONS EUROPE (EX-CH) - B   | 0       | 157.353   | 157.353   |
| ***   | SYNERGIE ACTIONS MONDE (EX-SUISSE) INDEXEES   | 0       | 18.865    | 18.865    |
| ***   | SYNERGIE - ACTIONS EUROPE (EX-CH) - A   | 0       | 157.266   | 157.266   |
| ***   | CLEPP - CAISSE INTER-ENTREPRISES DE PREVOYANCE PROFESSIONNELLE  | 0       | 182.901   | 182.901   |
| ***   | APICIL ACTIONS EURO   | 0       | 11.360    | 11.360    |
| ***   | KOSSMEHL ROUVEN   | 0       | 1         | 1         |
| ***   | PORTFOLIO BUILDING BLOCK EUROPEAN BANKS INDEX ETF   | 0       | 542.952   | 542.952   |
| ***   | PASTERIS MARCO  | 0       | 1.558     | 1.558     |
| ***   | STOK ERIK   | 0       | 1         | 1         |
| ***   | UBS FUND MANAGEMENT (SWITZERLAND) AG.   | 0       | 56.503    | 56.503    |
| ***   | EXELON CORPORATION EMPLOYEES' BENEFIT TRUST FOR UNION EMPLOYEES   | 0       | 4.750     | 4.750     |
| ***   | PEPCO HOLDINGS INC. VEGA TRUST  | 0       | 3.706     | 3.706     |
| ***   | THE NATHAN CUMINGS FOUNDATION INC.  | 0       | 31.735    | 31.735    |
| ***   | PECO ENERGY COMPANY RETIREE LIFE INSURANCE TRUST  | 0       | 509       | 509       |
| ***   | THE GREATER MANCHESTER PENSION FUND   | 0       | 634.886   | 634.886   |
| ***   | SUNRISE PARTNERS LIMITED PARTNERSHIP  | 0       | 18.000    | 18.000    |
| ***   | SONA CREDIT MASTER FUND LIMITED   | 0       | 528.000   | 528.000   |

DELEGATO LETT. L2 ALL'ATTO  
 N° 45980 DI REPERTORIO  
 N° 23589 DI RACCOLTA



## LISTA ESITO DELLA VOTAZIONE

Oggetto: **Voto per azione di responsabilità contro il Presidente Avv. Nicola Maione proposta dal Socio Bluebell Partners. FAVOREVOLI**

| Badge | Ragione Sociale                                       | Proprio | Delega | Totale  |
|-------|---|---------|--------|---------|
| **D   | SONA BLUE PEAK LTD C/O SONA ASSET MANAGEMENT (UK) LLP | 0       | 54.000 | 54.000  |
| **D   | CARDANO COMMON CONTRACTUAL FUND                       | 0       | 10.382 | 10.382  |
| **D   | NOW PENSIONS TRUST                                    | 0       | 78.834 | 78.834  |
| 6533  | QUARTINI MARCO AURELIO                                | 5       | 0      | 5       |
| 6566  | STADERINI PIETRO                                      | 1       | 0      | 1       |
| 6577  | GALLERI PAOLO   | 9.450   | 0      | 9.450   |
| 6782  | SILVESTRI LORENZO                                     | 5.000   | 0      | 5.000   |
| 6914  | PANCACCINI DANIELE DELFO COSTANTINO                   | 60      | 0      | 60      |
| 6929  | BRACALI LEONARDO                                      | 7.978   | 0      | 7.978   |
| 6937  | DE MARTINO MATTEO                                     | 2.000   | 0      | 2.000   |
| 6959  | GAMBELLI SIMONE                                       | 1       | 0      | 1       |
| 6975  | ADINOLFI VINCENZO                                     | 250.000 | 0      | 250.000 |
| 7393  | BIVONA GIUSEPPE                                       | 0       | 1      | 1       |
| 7568  | BIENIECKA ANNA  | 20.395  | 0      | 20.395  |
| 7600  | BAGNOLI MASSIMO                                       | 2.213   | 0      | 2.213   |
| 7644  | D ACAMPORA GIAMMARCO                                  | 2.000   | 0      | 2.000   |
| 7685  | DEGL'INNOCENTI MARCELLO                               | 15.005  | 0      | 15.005  |

**Totale voti** 11.074.184  
**Percentuale votanti %** 0,562268  
**Percentuale Capitale %** 0,364472

Aventi diritto:  
in proprio:

84

26 in delega:

29

58

## LISTA ESITO DELLA VOTAZIONE

Oggetto: **Voto per azione di responsabilità contro il Presidente Avv. Nicola Maione proposta dal Socio Bluebell Partners. CONTRARI**

| Badge | Ragione Sociale   | Proprio    | Delega     | Totale     |
|-------|---|------------|------------|------------|
| 6006  | CHINI ALESSANDRO  | 3.501      | 0          | 3.501      |
| 6029  | CONFORTI ALESSANDRO   | 3.001      | 0          | 3.001      |
| *RA*  | COMPUTERSHARE SPA RAPPRESENTANTE DESIGNATO IN QUALITÀ DI DELEGATO 135-UNDECIES TUF IN PERSONA DI MONICELLI ENRICO | 0          | 18.171.603 | 18.171.603 |
| 6101  | VALORI VINCENZO   | 4.101      | 0          | 4.101      |
| 6209  | CINI LEANDRO  | 6          | 0          | 6          |
| 6224  | SARDELLI MARIA GRAZIA   | 5.500      | 0          | 5.500      |
| 6229  | ROSSI ANTONIO   | 2          | 0          | 2          |
| 6256  | MARMUGI RENZO   | 1.000      | 0          | 1.000      |
| 6257  | ORSI GIUSEPPE   | 8.500      | 0          | 8.500      |
| 6279  | TOSELLI BARBARA   | 10         | 0          | 10         |
| 6281  | PESCI GIOVANNI  | 1          | 0          | 1          |
| 6282  | AZZAFONE CARLO  | 53.234     | 0          | 53.234     |
| 6325  | FANTINI FILIPPO   | 40.201     | 0          | 40.201     |
| 6328  | VASTA LUIGI   | 0          | 0          | 0          |
| DE*   | A.D.FID SRL SOCIETA' FIDUCIARIA E DI R EVISIONE   | 0          | 1.000      | 1.000      |
| DE*   | AZUFIN SPA  | 0          | 13.000.000 | 13.000.000 |
| DE*   | FINANZIARIA ITALIA 2005 SPA   | 0          | 62.000.000 | 62.000.000 |
| RL*   | FINCAL SOCIETA' PER AZIONI  | 89.600.000 | 0          | 89.600.000 |
| DE*   | INTERMEDIA SRL  | 0          | 120.000    | 120.000    |
| DE*   | QUARTA IBERICA SRL  | 0          | 9.660.000  | 9.660.000  |
| DE*   | SO.CO.GE.IM SPA   | 0          | 10.250.000 | 10.250.000 |
| DE*   | SOVANA S.R.L.   | 0          | 10.000     | 10.000     |
| DE*   | VM 2006 SRL   | 0          | 69.800.000 | 69.800.000 |
| 6337  | MARCHETTI BEATRICE  | 2          | 0          | 2          |
| 6351  | BABBONI PAOLA   | 7.866      | 0          | 7.866      |
| 6391  | CORSINI ROBERTO   | 377        | 0          | 377        |
| 6401  | DI FRANCIA FABRIZIO GIOVANNI MARIA  | 55.241     | 0          | 55.241     |
| 6407  | CAPPELLETTI MARCO   | 0          | 754        | 754        |
| 6443  | PASANISI CRISTIANO  | 700        | 20.513     | 21.213     |
| 6448  | CORRADINI CARLO   | 0          | 0          | 0          |
| RL*   | CORRADINI & C. S.R.L  | 61.758     | 0          | 61.758     |
| 6461  | MARTELLACCI FRANCESCA   | 3.900      | 0          | 3.900      |
| 6473  | TREVISAN DARIO  | 0          | 0          | 0          |
| **D   | DEGUSSA BANK-UNIVERSAL-RENTENFONDS  | 0          | 470.498    | 470.498    |
| **D   | MASTERINVEST KAPITALANLAGE GMBH   | 0          | 7.417      | 7.417      |
| **D   | IF - AI IMPACT EQUITY EU  | 0          | 4.173      | 4.173      |
| **D   | SIEMENS GLOBAL EQUITIES   | 0          | 15.487     | 15.487     |
| **D   | SIEMENS EUROINVEST AKTIEN   | 0          | 15.183     | 15.183     |
| **D   | TIMM INVEST EUROPA PLUS   | 0          | 3.740      | 3.740      |
| **D   | HELABA INV KAPITALANL GES MBH HI SZVA 2   | 0          | 112.400    | 112.400    |
| **D   | HELABA INVEST KAG MBH HI KAPPA 10 SFONDS  | 0          | 118.700    | 118.700    |
| **D   | THE WHITE MAGNOLIA TRUST  | 0          | 150.000    | 150.000    |
| **D   | PARLATORE ERMENEGILDO   | 0          | 200.000    | 200.000    |
| **D   | WHITE LOTUS FOUNDATION  | 0          | 687.117    | 687.117    |
| **D   | SWISSCANTO FONDSLEITUNG AG  | 0          | 1.125.000  | 1.125.000  |
| **D   | PICITET - MULTI ASSET GLOBAL OPPORTUNITIES  | 0          | 9.825      | 9.825      |
| **D   | BAYERNINVEST KYG MBH VKB PORTFOLIO VK MSCJ WORLD  | 0          | 3.184      | 3.184      |
| **D   | WORLD TRADE ORGANIZATION PENSION PLAN   | 0          | 17.982     | 17.982     |

Pagina 3

70  
1.859

Aventi diritto: 1.915 Teste: 70  
 in proprio: 56 in delega: 1.859



## Assemblea Ordinaria del 15 aprile 2026

## LISTA ESITO DELLA VOTAZIONE

Oggetto: **Voto per azione di responsabilità contro il Presidente Avv. Nicola Maione proposta dal Socio Bluebell Partners. CONTRARI**

| Badge | Ragione Sociale  | Proprio | Delega    | Totale    |
|-------|--|---------|-----------|-----------|
| **D   | BAYERNINVEST KVG MBH VK EUROPA AKTIEN  | 0       | 187.659   | 187.659   |
| **D   | PICTET CH - GLOBAL EQUITIES  | 0       | 15.034    | 15.034    |
| **D   | TWO SIGMA EQUITY RISK PREMIA-PORTFOLIO LLC   | 0       | 254.514   | 254.514   |
| **D   | TWO SIGMA ABSOLUTE RETURN-PORTFOLIO LLC  | 0       | 506.733   | 506.733   |
| **D   | VERITION MULTI STRATEGY MASTER FUND LTDG   | 0       | 589.986   | 589.986   |
| **D   | HUDSON BAY MASTER FUND LTD TRADING   | 0       | 202.640   | 202.640   |
| **D   | BLUEHARBOR MAP   | 0       | 381.745   | 381.745   |
| **D   | GLOBAL RESEARCH EQUITY EXTENDED MASTER FUND (CAYMAN) L.P   | 0       | 1.488.794 | 1.488.794 |
| **D   | BLACKROCK INSTITUTIONAL TRUST COMPANY, N.A. INVESTMENT FUNDS FOR EMPLOYEE BENEFIT TRUSTS                                 | 0       | 209.633   | 209.633   |
| **D   | MORGAN STANLEY INVESTMENT FUNDS  | 0       | 83.520    | 83.520    |
| **D   | ROBECO CAPITAL GROWTH FUNDS  | 0       | 41.663    | 41.663    |
| **D   | BLACKROCK MULTI-ASSET INCOME PORTFOLIO OF BLACKROCK FUNDS II   | 0       | 10.221    | 10.221    |
| **D   | CHURCH COMMISSIONERS FOR ENGLAND   | 0       | 14.680    | 14.680    |
| **D   | EQ ADVISORS TRUST - EQ/AB DYNAMIC AGGRESSIVE GROWTH PORTFOLIO  | 0       | 18.986    | 18.986    |
| **D   | UI-FONDS RBSG  | 0       | 2.378     | 2.378     |
| **D   | STOREBRAND EUROPA PLUS   | 0       | 25.934    | 25.934    |
| **D   | NFS LIMITED  | 0       | 986       | 986       |
| **D   | BLACKROCK TACTICAL OPPORTUNITIES FUND OF BLACKROCK FUNDS   | 0       | 195.943   | 195.943   |
| **D   | ROBECO UCITS ICAV  | 0       | 24.621    | 24.621    |
| **D   | THE MASTER TRUST BANK OF JAPAN, LTD. AS TRUSTEE FOR FEDERATION OF NATIONAL PUBLIC SERVICE PERSONNEL MUTUAL AID ASSOCIATI | 0       | 118.442   | 118.442   |
| **D   | 118.442  |         |           |           |
| **D   | NORDEA 1 SICAV   | 0       | 615.859   | 615.859   |
| **D   | T. ROWE PRICE INTERNATIONAL EQUITY INDEX TRUST   | 0       | 771.284   | 771.284   |
| **D   | ALASKA COMMON TRUST FUND   | 0       | 75.991    | 75.991    |
| **D   | THE MASTER TRUST BANK OF JAPAN, LTD. AS TRUSTEE FOR ORGANIZATION FOR WORKERS` RETIREMENT ALLOWANCE MUTUAL AID 400025501  | 0       | 0         | 0         |
| **D   | 3.846  |         |           |           |
| **D   | ROBECO UMBRELLA FUND I N.V.  | 0       | 11.449    | 11.449    |
| **D   | MINISTRY OF ECONOMY AND FINANCE  | 0       | 197.582   | 197.582   |
| **D   | UI-S   | 0       | 57.536    | 57.536    |
| **D   | VERDIPAPIFONDET EQUINOR AKSJER EUROPA  | 0       | 100.000   | 100.000   |
| **D   | BUREAU OF LABOR FUNDS-LABOR PENSION FUND   | 0       | 10.336    | 10.336    |
| **D   | BLACKROCK FUNDS I ICAV   | 0       | 317.573   | 317.573   |
| **D   | STATE OF NEW MEXICO STATE INVESTMENT COUNCIL   | 0       | 67.589    | 67.589    |
| **D   | THE MASTER TRUST BANK OF JAPAN, LTD. AS TRUSTEE FOR ORGANIZATION FOR WORKERS` RETIREMENT ALLOWANCE MUTUAL AID 400021974  | 0       | 0         | 0         |
| **D   | 3.449  |         |           |           |
| **D   | BAYERNINVEST PAE-FONDS   | 0       | 92.079    | 92.079    |
| **D   | BLACKROCK MANAGED VOLATILITY V.I. FUND OF BLACKROCK VARIABLE SERIES FUNDS, INC.  | 0       | 10.836    | 10.836    |
| **D   | GOVERNMENT SUPERANNUATION FUND   | 0       | 6.040     | 6.040     |
| **D   | NORDEA GLOBAL INDEX SELECT FUND  | 0       | 76.606    | 76.606    |
| **D   | MGF  | 0       | 33.464    | 33.464    |
| **D   | VINVA INTERNATIONAL EQUITY ALPHA EXTENSION FUND  | 0       | 349.050   | 349.050   |
| **D   | STOREBRAND LIVSFORSIKRING AS   | 0       | 91.127    | 91.127    |
| **D   | BAYERNINVEST PEE-FONDS   | 0       | 27.000    | 27.000    |
| **D   | VINVA EQUITY MARKET NEUTRAL FUND   | 0       | 30.648    | 30.648    |
| **D   | BAYERN-INVEST KAI-FONDS  | 0       | 46.000    | 46.000    |
| **D   | BLACKROCK ADVANTAGE GLOBAL FUND, INC.  | 0       | 158.193   | 158.193   |
| **D   | UBS ASSET MANAGEMENT LIFE LTD  | 0       | 89.364    | 89.364    |
| **D   | STOREBRAND SICAV - SKAGEN FOCUS LUX  | 0       | 18.902    | 18.902    |

## LISTA ESITO DELLA VOTAZIONE

Objetto: **Voto per azione di responsabilità contro il Presidente Avv. Nicola Maione proposta dal Socio Bluebell Partners. CONTRARI**

| Badge | Ragione Sociale   | Proprio | Delega    | Totale    |
|-------|---|---------|-----------|-----------|
| **D   | EQUITABLE FINANCIAL LIFE INSURANCE COMPANY  | 0       | 12.833    | 12.833    |
| **D   | STOREBRAND SICAV - STOREBRAND GLOBAL PLUS LUX   | 0       | 7.285     | 7.285     |
| **D   | MACQUARIE INTERNATIONAL EQUITIES FUND   | 0       | 58.708    | 58.708    |
| **D   | MACQUARIE MULTI-FACTOR FUND   | 0       | 14.162    | 14.162    |
| **D   | BOARD OF TRUSTEES OF THE NATIONAL PROVIDENT FUND AS TRUSTEE OF THE GLOBAL ASSET TRUST                                   | 0       | 1.380     | 1.380     |
| **D   | UNIVERSAL-INVESTMENT-GESELLSCHAFT MBH ON BEHALF OF WMB-UNIVERSAL-FONDS  | 0       | 3.277     | 3.277     |
| **D   | INVESTINGSFÖRENINGEN NORDEA INVEST GLOBALE AKTIER INDEKS KL   | 0       | 13.285    | 13.285    |
| **D   | THE MASTER TRUST BANK OF JAPAN, LTD. AS TRUSTEE FOR ORGANIZATION FOR WORKERS' RETIREMENT ALLOWANCE MUTUAL AID           | 0       | 72.174    | 72.174    |
| **D   | BLACKROCK INTERNATIONAL ALPHA TILTS FUND  | 0       | 971.297   | 971.297   |
| **D   | STICHTING JURIDISCH EIGENAAR ASR WERELDWIJD AANDELEN FONDS  | 0       | 44.789    | 44.789    |
| **D   | VWLAKH MASTER   | 0       | 100.000   | 100.000   |
| **D   | SPP PENSION & FORSAKRING AB (PUBL)  | 0       | 3.049     | 3.049     |
| **D   | NORDEA EUROPEAN INDEX SELECT FUND   | 0       | 71.366    | 71.366    |
| **D   | BANCO CENTRAL DE TIMOR-LESTE (BCTL)   | 0       | 30.930    | 30.930    |
| **D   | CUSTODY BANK OF JAPAN, LTD. AS TRUSTEE FOR MIZUHO TRUST & BANKING CO., LTD. AS TRUSTEE FOR INTERNATIONAL EQUITY PASSIVE | 0       | 369.259   | 369.259   |
| **D   | ARAMCO ASIA SINGAPORE PTE. LTD  | 0       | 4.475     | 4.475     |
| **D   | ALLIANZGI-FONDS DSPT  | 0       | 47.204    | 47.204    |
| **D   | VERDIPAPIRFONDET KRON INDEKS GLOBAL   | 0       | 2.227     | 2.227     |
| **D   | BLACKROCK DYNAMIC HIGH INCOME PORTFOLIO OF BLACKROCK FUNDS II   | 0       | 2.074     | 2.074     |
| **D   | TF-EQUITY   | 0       | 261.612   | 261.612   |
| **D   | VINVA INTERNATIONAL EQUITY FUND   | 0       | 76.826    | 76.826    |
| **D   | SKAGEN FOCUS VERDIPAPIRFOND   | 0       | 805.400   | 805.400   |
| **D   | OB 2  | 0       | 12.766    | 12.766    |
| **D   | STOREBRAND GLOBAL DEVELOPED MARKETS   | 0       | 774       | 774       |
| **D   | STRATEGIC INTERNATIONAL EQUITY FUND   | 0       | 39.473    | 39.473    |
| **D   | MEAG PEGASUS  | 0       | 23.488    | 23.488    |
| **D   | UNIVERSAL-INVESTMENT-GESELLSCHAFT MBH ON BEHALF OF DEBEKA-AKTIE-EUROPA-DIVIDENDEN                                       | 0       | 358.559   | 358.559   |
| **D   | MULTI-MANAGER DIRECTIONAL ALTERNATIVE STRATEGIES FUND   | 0       | 18.383    | 18.383    |
| **D   | MEAG EUROERTRAG   | 0       | 44.000    | 44.000    |
| **D   | COINVEST LIMITED  | 0       | 3.093     | 3.093     |
| **D   | ALLIANZGI-FONDS GANO 2  | 0       | 2.088     | 2.088     |
| **D   | CERES FONDS D ACTIONS MONDE   | 0       | 11.844    | 11.844    |
| **D   | GLOBAL PLATFORM   | 0       | 29.370    | 29.370    |
| **D   | CDN ACWI ALPHA TILTS FUND   | 0       | 29.423    | 29.423    |
| **D   | BNP PARIBAS ATHENA PRESTIGE ROBOTIQUE ET INTELLIGENCE ARTIFICIELLE  | 0       | 22.932    | 22.932    |
| **D   | BNP PARIBAS APOLLO ROBOTIQUE ET INTELLIGENCE ARTIFICIELLE   | 0       | 1.036.668 | 1.036.668 |
| **D   | BNP PARIBAS APOLLO THEMATIC GENDER  | 0       | 265.299   | 265.299   |
| **D   | ERAFP ACTIONS EURO IV   | 0       | 437.500   | 437.500   |
| **D   | APOLLO EMERGENTS 2027   | 0       | 1.355.856 | 1.355.856 |
| **D   | SPP GENERATION 70-TAL   | 0       | 116.144   | 116.144   |
| **D   | MULTIPAR SOLIDAIRE DYNAMIQUE SOCIALEMENT RESPONSABLE  | 0       | 3.805     | 3.805     |
| **D   | MEAG DIVIDENDE  | 0       | 1.526.077 | 1.526.077 |
| **D   | MEAG EUROBALANCE  | 0       | 71.776    | 71.776    |
| **D   | GLOBAL ALPHA TILTS FUND B (ACWITILT)  | 0       | 166.965   | 166.965   |
| **D   | BNP PARIBAS APOLLO THEMATICQUE ECONOMIE   | 0       | 20.653    | 20.653    |
| **D   |   | 0       | 509.313   | 509.313   |

Pagina 5

Aventi diritto: 1.915 Teste: 70  
 in proprio: 56 in delega: 1.859



Handwritten signature or initials.

## LISTA ESITO DELLA VOTAZIONE

Oggetto: **Voto per azione di responsabilità contro il Presidente Avv. Nicola Maione proposta dal Socio Bluebell Partners. CONTRARI**

| Badge | Ragione Sociale  | Proprio | Delega    | Totale    |
|-------|--|---------|-----------|-----------|
| **D   | BNPP MODERATE - FOCUS ITALIA   | 0       | 34.607    | 34.607    |
| **D   | BNP PARIBAS APOLLO GLOBAL WATER                                      | 0       | 92.344    | 92.344    |
| **D   | BNP PARIBAS APOLLO THEMATIC ENERGY                                   | 0       | 145.884   | 145.884   |
| **D   | AXA SELECT ACTIONS EUROPE  | 0       | 330.000   | 330.000   |
| **D   | TITAN BEST SELECTION EURO 2026                                       | 0       | 91.437    | 91.437    |
| **D   | ATHENA PRESTIGE EUROPE AEROSPACE & DEFENSE                           | 0       | 322.194   | 322.194   |
| **D   | ERI BAYERNINVEST FONDS AKTIEN EUROPA                                 | 0       | 65.227    | 65.227    |
| **D   | MEAG PREMIUM   | 0       | 3.238.524 | 3.238.524 |
| **D   | MEAG EUROKAPITAL   | 0       | 64.817    | 64.817    |
| **D   | BI AKTIENFONDS   | 0       | 173.739   | 173.739   |
| **D   | DC-AKTIEN-FONDS  | 0       | 8.194     | 8.194     |
| **D   | BNP PARIBAS SMALLCAP EUROLAND ISR                                    | 0       | 3.921.803 | 3.921.803 |
| **D   | FUNDACAO CALOUSTE GULBENKIAN   | 0       | 658       | 658       |
| **D   | MULTIPAR SOLIDAIRE EQUILIBRE SOCIALEMENT RESPONSABLE                 | 0       | 487.369   | 487.369   |
| **D   | FONDS BOEHRINGER ISR EQUILIBRE SOLIDAIRE                             | 0       | 54.220    | 54.220    |
| **D   | APOLLO INFRASTRUCTURE 2027   | 0       | 96.274    | 96.274    |
| **D   | PEGASUS-UI-FONDS   | 0       | 20.000    | 20.000    |
| **D   | LESAFFRE EQUILIBRE RESPONSABLE AND SOLIDAIRE                         | 0       | 39.838    | 39.838    |
| **D   | BNP PARIBAS EQUITY - FOCUS ITALIA                                    | 0       | 112.580   | 112.580   |
| **D   | ARCO QUANT 1   | 0       | 44.779    | 44.779    |
| **D   | FRANCE D ACTIONS 1   | 0       | 179.226   | 179.226   |
| **D   | BNP PARIBAS APOLLO CYBERSECURITE                                     | 0       | 55.571    | 55.571    |
| **D   | ATHENA PRESTIGE ROBOTIQUE ET INTELLIGENCE ARTIFICIELLE II            | 0       | 365.206   | 365.206   |
| **D   | AXA AA DIVERSIFIE INDICIEL 1   | 0       | 128.960   | 128.960   |
| **D   | BANCOPOSTA STRATEGIC INSURANCE DISTRIBUTION                          | 0       | 941       | 941       |
| **D   | STICHTING AHOLD DELHAIZE PENSIOEN                                    | 0       | 12.498    | 12.498    |
| **D   | VERDIPAPIRFONDET STOREBRAND INDEXES ALLIE MARKEDER                   | 0       | 828       | 828       |
| **D   | CARDIF BNPP AM SMALL CAP EUROPE                                      | 0       | 238.790   | 238.790   |
| **D   | BNP PARIBAS EASY MSCI EUROPE MIN TE                                  | 0       | 539.903   | 539.903   |
| **D   | TRINITY COLLEGE CAMBRIDGE  | 0       | 46.874    | 46.874    |
| **D   | BESTSELECT - UBS SRI GLOBAL EQUITY                                   | 0       | 15.185    | 15.185    |
| **D   | VAERDIPAPIRFONDEN NORDEA INVEST GLOBAL PASSIVE                       | 0       | 18.431    | 18.431    |
| **D   | NORDEA WORLD INDEX SELECT FUND                                       | 0       | 79.318    | 79.318    |
| **D   | INVESTITORI FLESSIBILE   | 0       | 120.000   | 120.000   |
| **D   | BDF FONDS E ACTIONS EUROPEENNES                                      | 0       | 62.000    | 62.000    |
| **D   | AZIMUT CAPITAL MANAGEMENT SGR S.P.A                                  | 0       | 367.400   | 367.400   |
| **D   | BANCOPOSTA EQUITY DEVELOPED COUNTRIES                                | 0       | 19.675    | 19.675    |
| **D   | BANCOPOSTA DIVERSIFIED DISTRIBUTION                                  | 0       | 76.227    | 76.227    |
| **D   | INVESTITORI PIAZZA AFFARI  | 0       | 170.500   | 170.500   |
| **D   | BNP PARIBAS EASY ICAV - BNP PARIBAS EASY MSCI WORLD MIN TE UCITS ETF | 0       | 12.646    | 12.646    |
| **D   | BNP PARIBAS ATHENA PRESTIGE S&P 100                                  | 0       | 628.172   | 628.172   |
| **D   | ALLIANZGI S AKTIEN   | 0       | 54.840    | 54.840    |
| **D   | INVESTITORI EUROPA   | 0       | 107.810   | 107.810   |
| **D   | ROTHSCHILD AND CO ASSET MANAGEMENT EUROPE                            | 0       | 203.328   | 203.328   |
| **D   | UI-GKR-FONDS   | 0       | 10.800    | 10.800    |
| **D   | DNCA INVEST-EURO DIVIDEND GROWER                                     | 0       | 804.961   | 804.961   |
| **D   | FONDO PENSIONE COMETA  | 0       | 284.469   | 284.469   |
| **D   | CAIXABANK WEALTH SICAV   | 0       | 44.000    | 44.000    |

## LISTA ESITO DELLA VOTAZIONE

Oggetto: **Voto per azione di responsabilità contro il Presidente Avv. Nicola Maione proposta dal Socio Bluebell Partners. CONTRARI**

| Badge | Ragione Sociale  | Proprio | Delega    | Totale    |
|-------|--|---------|-----------|-----------|
| ***D  | BNP PARIBAS FUNDS - EUROPE SMALL CAP   | 0       | 1.203.104 | 1.203.104 |
| ***D  | BNP PARIBAS EASY ICAP - BNP PARIBAS EASY MSCI ACWI SRI PAB UCITS ETF             | 0       | 888       | 888       |
| ***D  | MERCER UNHEDGED OVERSEAS SHARES TRUST  | 0       | 53.318    | 53.318    |
| ***D  | BNP PARIBAS EASY - EUR OVERNIGHT   | 0       | 2.655.588 | 2.655.588 |
| ***D  | BPI GLOBAL INVESTMENT FUND- BPI EUROPEAN FINANCIAL EQUITIES L/S                  | 0       | 115.000   | 115.000   |
| ***D  | CAIXABANK WEALTH SICAV - CAIXABANK WEALTH LEGERE FUND (CAIXA)                    | 0       | 28.000    | 28.000    |
| ***D  | BNP PARIBAS EASY ICAP - BNP PARIBAS EASY MSCI WORLD UCITS ETF                    | 0       | 4.369     | 4.369     |
| ***D  | RUSSELL INVESTMENTS SUSTAINABLE GLOBAL SHARES FUND                               | 0       | 13.857    | 13.857    |
| ***D  | BNP PARIBAS FUNDS - EURO EQUITY  | 0       | 1.100.311 | 1.100.311 |
| ***D  | HSBC TRINKAUS ALPHASCREEN  | 0       | 85.754    | 85.754    |
| ***D  | CAIXABANK WEALTH SICAV-CAIXABANK WEALTH KOTINOS                                  | 0       | 7.000     | 7.000     |
| ***D  | BNP PARIBAS MIDCAP FRANCE  | 0       | 658.110   | 658.110   |
| ***D  | DNCA INVEST - ALPHAPLAY EUROLAND EQUITIES  | 0       | 1.535.718 | 1.535.718 |
| ***D  | AXA PEA REGULARITE   | 0       | 624.756   | 624.756   |
| ***D  | UI BVK KAPITALVERWALTUNGSGESSELLSCHAFT MBH ON BEHALF OF BAYRISCHER PENSIONSFONDS | 0       | 7.804     | 7.804     |
| ***D  | METROPOLITAN-RENTASTRO - GROWTH  | 0       | 952.030   | 952.030   |
| ***D  | AZ FUND 1 AZ ALLOCATION FIR ITALIAN EXCELLENCE 70                                | 0       | 944.888   | 944.888   |
| ***D  | BNP PARIBAS B PENSION STABILITY  | 0       | 172.960   | 172.960   |
| ***D  | BNZ WHOLESALE INTERNATIONAL EQUITIES (INDEX) FUND                                | 0       | 42.274    | 42.274    |
| ***D  | BNP PARIBAS EASY MSCI EMU MIN TE   | 0       | 462.124   | 462.124   |
| ***D  | SAUR EPARGNE SOLIDAIRE ISR   | 0       | 61.964    | 61.964    |
| ***D  | CARDIF BNPP IP SMID CAP EURO   | 0       | 422.886   | 422.886   |
| ***D  | INVESTITORI EIGHTY TWENTY  | 0       | 9.880     | 9.880     |
| ***D  | ORANO DIVERSIFIE DYNAMIQUE   | 0       | 16.912    | 16.912    |
| ***D  | G.A.-FUND-B - EQUITY BROAD EURO P  | 0       | 121.432   | 121.432   |
| ***D  | TRATON-UI-DYNAMIK  | 0       | 59.279    | 59.279    |
| ***D  | EPARGNE DIVERSIFIEE KINGFISHER   | 0       | 114.993   | 114.993   |
| ***D  | BNP PARIBAS APOLLO MEDICAL TECH  | 0       | 88.607    | 88.607    |
| ***D  | BANCOPOSTA AZIONARIO EURO  | 0       | 378.111   | 378.111   |
| ***D  | TEAM QUANT - EQUITY EUROPE CLIMATE CARE PAB                                      | 0       | 169.639   | 169.639   |
| ***D  | BNP PARIBAS FUNDS - EUROPE EQUITY  | 0       | 934.962   | 934.962   |
| ***D  | UNIVERSAL-INVESTMENT-GESELLSCHAFT MBH ON BEHALF OF EPOTIF MASTERFONDS            | 0       | 23.655    | 23.655    |
| ***D  | CNP ASSUR SMID CAP EUROPE  | 0       | 298.329   | 298.329   |
| ***D  | SCHOLLER-STIFTUNGSFONDS 1  | 0       | 53.266    | 53.266    |
| ***D  | PSVAG MASTERFONDS  | 0       | 87.249    | 87.249    |
| ***D  | G.A.-FUND-B - WORLD EQUITIES PLUS  | 0       | 2.100     | 2.100     |
| ***D  | BANCOPOSTA GLOBAL EQUITY LTE   | 0       | 26.225    | 26.225    |
| ***D  | DNCA INVEST ARCHER MID CAP EUROPE  | 0       | 2.228.150 | 2.228.150 |
| ***D  | UNIVERSAL-INVESTMENT-GESELLSCHAFT MBH ON BEHALF OF UNIVERSAL-FONDS ZVK 1         | 0       | 10.188    | 10.188    |
| ***D  | MULTIPAR ACTIONS SOCIALEMENT RESPONSABLE   | 0       | 1.327.635 | 1.327.635 |
| ***D  | BNP PARIBAS FUNDS - SEASONS  | 0       | 1.433.345 | 1.433.345 |
| ***D  | BNP PARIBAS EASY - MSCI EUROPE   | 0       | 9.311     | 9.311     |
| ***D  | GLOBAL EQUITIES ENHANCED INDEX FUND  | 0       | 89.564    | 89.564    |
| ***D  | AZ ALLOCATION-BALANCED BRAVE   | 0       | 954.840   | 954.840   |
| ***D  | UNIVERSITIES SUPERANNUATION SCHEME   | 0       | 116.920   | 116.920   |
| ***D  | GENERATE WHOLESALE UNIT TRUST SCHEME   | 0       | 3.255     | 3.255     |
| ***D  | AMP CAPITAL SPECIALIST INTERNATIONAL SHARE FUND                                  | 0       | 40.759    | 40.759    |
| ***D  | WM POOL - FIXED INTEREST TRUST NO. 12  | 0       | 2.271     | 2.271     |

Pagina 7

Aventi diritto: 1.915 Teste: 70  
 in proprio: 56 in delega: 1.859



Handwritten initials or signature.

## LISTA ESITO DELLA VOTAZIONE


Oggetto: **Voto per azione di responsabilità contro il Presidente Avv. Nicola Maione proposta dal Socio Bluebell Partners. CONTRARI**

| Badge | Ragione Sociale   | Proprio | Delega    | Totale    |
|-------|---|---------|-----------|-----------|
| **D   | WESTPAC WHOLESAL INTERNATIONAL SHARE NO. 3 TRUST                      | 0       | 5.687     | 5.687     |
| **D   | BNP PARIBAS EASY - MSCI EMU   | 0       | 9.409     | 9.409     |
| **D   | BPI GLOBAL INVESTMENT FUND- PERSEO FUND                               | 0       | 10.417    | 10.417    |
| **D   | BNP PARIBAS B PENSION BALANCED  | 0       | 2.335.663 | 2.335.663 |
| **D   | THEAM QUANT- EQUITY EUROZONE GURU                                     | 0       | 405.280   | 405.280   |
| **D   | FOVERUKA PENSION UNIVERSAL  | 0       | 18.000    | 18.000    |
| **D   | FUTURE GROUP INTERNATIONAL EQUITIES FUND                              | 0       | 70.690    | 70.690    |
| **D   | UI-FONDS BAV REI AKTIEN   | 0       | 294.545   | 294.545   |
| **D   | SCHRODER GAIA   | 0       | 978       | 978       |
| **D   | EBK-AKTIE-UNIVERSAL-FONDS   | 0       | 39.160    | 39.160    |
| **D   | EMBO-FONDS  | 0       | 54.640    | 54.640    |
| **D   | BUSS (QUEENSLAND) POOLED SUPERANNUATION TRUST                         | 0       | 15.935    | 15.935    |
| **D   | DNCA INVEST - ALPHAPLAY EUROPEAN EQUITIES                             | 0       | 648.825   | 648.825   |
| **D   | JNL INTERNATIONAL INDEX FUND  | 0       | 301.300   | 301.300   |
| **D   | AXA ASSICURAZIONI SPA   | 0       | 241.000   | 241.000   |
| **D   | VANGUARD GLOBAL VALUE EQUITY FUND                                     | 0       | 11.873    | 11.873    |
| **D   | GOLDMAN SACHS FUNDS III   | 0       | 114.116   | 114.116   |
| **D   | AMP INTERNATIONAL EQUITY INDEX FUND                                   | 0       | 140.105   | 140.105   |
| **D   | ING DIRECT SICAV  | 0       | 95.102    | 95.102    |
| **D   | VANTAGE TRUST III MASTER COLLECTIVE INVESTMENT FUNDS TRUST            | 0       | 104.809   | 104.809   |
| **D   | BUREAU OF LABOR FUNDS - LABOR RETIREMENT FUND                         | 0       | 165.031   | 165.031   |
| **D   | FLEXSHARES STOXX GLOBAL ESG SELECT INDEX FUND                         | 0       | 2.740     | 2.740     |
| **D   | AUSTRALIANSUPER   | 0       | 473.000   | 473.000   |
| **D   | FLEXSHARES MORNINGSTAR DEVELOPED MARKETS EX-US FACTOR TILT INDEX FUND | 0       | 1         | 1         |
| **D   | INCOME INSURANCE LIMITED  | 0       | 4.822     | 4.822     |
| **D   | T. ROWE PRICE INTERNATIONAL EQUITY INDEX FUND                         | 0       | 204.965   | 204.965   |
| **D   | FLEXSHARES INTERNATIONAL QUALITY DIVIDEND INDEX FUND                  | 0       | 279.321   | 279.321   |
| **D   | FLEXSHARES INTERNATIONAL QUALITY DIVIDEND DYNAMIC INDEX FUND          | 0       | 25.400    | 25.400    |
| **D   | EQ ADVISORS TRUST - ATM INTERNATIONAL MANAGED VOLATILITY PORTFOLIO    | 0       | 29.189    | 29.189    |
| **D   | EQ ADVISORS TRUST - EQ/AB DYNAMIC MODERATE GROWTH PORTFOLIO           | 0       | 25.497    | 25.497    |
| **D   | ATCP-UI-FONDS   | 0       | 15.322    | 15.322    |
| **D   | BANCOPOSTA EQUITY ALL COUNTRY   | 0       | 13.564    | 13.564    |
| **D   | CARMIGNAC PORTFOLIO LONG-SHORT EUROPEAN EQUITIES                      | 0       | 1.223.784 | 1.223.784 |
| **D   | AZ FUND 1 CGM OPPORTUNISTIC EUROPEAN                                  | 0       | 140.000   | 140.000   |
| **D   | BANCOPOSTA GLOBAL EQUITY HEDGED LTE                                   | 0       | 3.260     | 3.260     |
| **D   | AMSELECT - BLACKROCK EURO EQUITY                                      | 0       | 520.532   | 520.532   |
| **D   | UNIVERSAL-INVESTMENT-GESELLSCHAFT MBH ON BEHALF OF COLUMBUS FONDS     | 0       | 5.843     | 5.843     |
| **D   | STATE OF WYOMING  | 0       | 4.100     | 4.100     |
| **D   | BANCOPOSTA DYNAMIC MULTI-ASSET  | 0       | 14.029    | 14.029    |
| **D   | THEAM QUANT - EUROPE TARGET PREMIUM                                   | 0       | 376.771   | 376.771   |
| **D   | WM POOL - EQUITIES TRUST NO. 75                                       | 0       | 34.985    | 34.985    |
| **D   | DEKA VALUE PLUS   | 0       | 516.263   | 516.263   |
| **D   | BANCOPOSTA RINASCIMENTO   | 0       | 166.137   | 166.137   |
| **D   | FONDACO SICAV FP BCC  | 0       | 18.191    | 18.191    |
| **D   | UI BVK KAPITALVERWALTUNGSGESELLSCHAFT MBH ON BEHALF OF BAYVK A1 FONDS | 0       | 113.379   | 113.379   |
| **D   | B-FUND - EUROPE EQUITY D  | 0       | 40.630    | 40.630    |
| **D   | AMP INTERNATIONAL EQUITY INDEX FUND HEDGED                            | 0       | 13.513    | 13.513    |
| **D   | WM POOL - EQUITIES TRUST NO. 75                                       | 0       | 5.157     | 5.157     |

## LISTA ESITO DELLA VOTAZIONE

Oggetto: **Voto per azione di responsabilità contro il Presidente Avv. Nicola Maione proposta dal Socio Bluebell Partners. CONTRARI**

| Badge | Ragione Sociale  | Proprio | Delega    | Totale    |
|-------|--|---------|-----------|-----------|
| **D   | ELEVA GLOBAL MULTI OPPORTUNITIES FUND  | 0       | 13.463    | 13.463    |
| **D   | AZ FUND 1 AZ ALLOCATION ITALIAN TREND  | 0       | 189.614   | 189.614   |
| **D   | ELEVA ABSOLUTE RETURN EUROPE FUND  | 0       | 43.025    | 43.025    |
| **D   | BKM  | 0       | 310.047   | 310.047   |
| **D   | ENHANCED INDEX INTERNATIONAL SHARE FUND  | 0       | 5.940     | 5.940     |
| **D   | TEACHERS' RETIREMENT SYSTEM OF THE CITY OF NEW YORK  | 0       | 108.956   | 108.956   |
| **D   | EPS  | 0       | 34.100    | 34.100    |
| **D   | BNP PARIBAS B PENSION GROWTH   | 0       | 745.525   | 745.525   |
| **D   | BUMA-UNIVERSAL-FONDS I   | 0       | 31.507    | 31.507    |
| **D   | NATIONAL PENSION INSURANCE FUND  | 0       | 131       | 131       |
| **D   | AZ FUND 1-AZ ALLOCATION-ITALIAN LONG TERM OPPORTUNITIES  | 0       | 75.000    | 75.000    |
| **D   | EQ ADVISORS TRUST - EQ/AB DYNAMIC GROWTH PORTFOLIO   | 0       | 21.743    | 21.743    |
| **D   | TURICUM - AKTIEN UND IMMOBILIENWERTSCHRIFTEN   | 0       | 184.597   | 184.597   |
| **D   | CALVERT INTERNATIONAL RESPONSIBLE INDEX ETF  | 0       | 26.563    | 26.563    |
| **D   | CARESUPER  | 0       | 67.272    | 67.272    |
| **D   | UNISUPER   | 0       | 40.984    | 40.984    |
| **D   | FIDELITY CONCORD STREET TRUST: FIDELITY ZERO INTERNATIONAL INDEX FUND  | 0       | 586.140   | 586.140   |
| **D   | FIDELITY INVESTMENT FUNDS - FIDELITY INDEX WORLD ESG SCREENED FUND   | 0       | 12.681    | 12.681    |
| **D   | HESTA  | 0       | 49.038    | 49.038    |
| **D   | SAS TRUSTEE CORPORATION POOLED FUND  | 0       | 6.896     | 6.896     |
| **D   | INVESTINGFORENINGEN BANKINVEST GLOBALE AKTIER INDEKS AKK. KL   | 0       | 1.478     | 1.478     |
| **D   | FIDELITY SALEM STREET TRUST: FIDELITY TOTAL INTERNATIONAL INDEX FUND   | 0       | 1.070.802 | 1.070.802 |
| **D   | FIDELITY INVESTMENT FUNDS - FIDELITY INDEX EUROPE EX UK FUND   | 0       | 237.237   | 237.237   |
| **D   | HC RENTE   | 0       | 7.855     | 7.855     |
| **D   | TCORPIM DEVELOPED MARKETS EQUITIES (HEDGED) FUND   | 0       | 3.848     | 3.848     |
| **D   | CONSTRUCTION AND BUILDING UNIONS SUPERANNUATION FUND   | 0       | 512.573   | 512.573   |
| **D   | FIDELITY INVESTMENT FUNDS - FIDELITY INDEX WORLD FUND  | 0       | 444.654   | 444.654   |
| **D   | SHELL TRUST (BERMUDA) LIMITED AS TRUSTEE OF THE SHELL INTERNATIONAL PENSION FUND                               | 0       | 8.425     | 8.425     |
| **D   | PREVIDENZA COOPERATIVA   | 0       | 17.931    | 17.931    |
| **D   | INDUSTRIENS PENSJONSFORSIKRING A/S   | 0       | 61.713    | 61.713    |
| **D   | STEMENS-FONDS SIEMENS-RENTE  | 0       | 164.077   | 164.077   |
| **D   | INVESTINGFORENINGEN BANKINVEST, GLOBALE AKTIER INDEKS KL   | 0       | 7.521     | 7.521     |
| **D   | FIDELITY CONCORD STREET TRUST: FIDELITY SERIES INTERNATIONAL INDEX FUND  | 0       | 70.985    | 70.985    |
| **D   | SHELL TRUST (BERMUDA) LTD AS TRUSTEE OF THE SHELL OVERSEAS CONTRIBUTORY PENSION FUND                           | 0       | 16.620    | 16.620    |
| **D   | FIDELITY UCITS II ICAV/FIDELITY MSCI EUROPE INDEX FUND   | 0       | 34.851    | 34.851    |
| **D   | FIDELITY SALEM STREET TRUST: FIDELITY GLOBAL EX U.S. INDEX FUND  | 0       | 222.550   | 222.550   |
| **D   | FONDO PENSIONE COMPLEMENTARE PER I LAVORATORI DELLE IMPRESE INDUSTRIALI ED ARTIGIANE EDILI ED AFFINI - PREVEDI | 0       | 10.023    | 10.023    |
| **D   | HOMANIS RETRAITE ACTIONS EMPLOI SANTE  | 0       | 467.655   | 467.655   |
| **D   | FIDELITY SALEM STREET TRUST: FIDELITY SAI INTERNATIONAL VALUE INDEX FUND                                       | 0       | 2.821.572 | 2.821.572 |
| **D   | STENNA GESTION   | 0       | 235.467   | 235.467   |
| **D   | TCORPIM DEVELOPED MARKETS EQUITIES (SOVEREIGN INVESTOR - HEDGED) FUND  | 0       | 396.328   | 396.328   |
| **D   | KAPITALFORENINGEN DANSKE INVEST INSTITUTIONAL APELING 26   | 0       | 7.839     | 7.839     |
| **D   | UNIVERSAL-INVESTMENT-GESELLSCHAFT MBH ON BEHALF OF UNIVERSAL-CA V  | 0       | 19.829    | 19.829    |
| **D   | ERAFP ACTIONS EURO I   | 0       | 828.027   | 828.027   |
| **D   | VARIABLE INSURANCE PRODUCTS FUND II: INTERNATIONAL INDEX PORTFOLIO   | 0       | 75.349    | 75.349    |
| **D   | FIDELITY UCITS II ICAV/FIDELITY MSCI WORLD INDEX FUND  | 0       | 67.811    | 67.811    |
| **D   | HSBC POOLED INVESTMENT FUND - HSBC POOLED EUROPE EQUITY INDEX TRACKING FUND                                    | 0       | 70.846    | 70.846    |
| **D   | REASSURE LIMITED   | 0       | 527.208   | 527.208   |



Avanti diritto:  
in proprio:

1.915    Teste:  
56        in delega:

Pagina 9

70  
1.859

*Handwritten signature*

## LISTA ESITO DELLA VOTAZIONE

Oggetto: **Voto per azione di responsabilità contro il Presidente Avv. Nicola Maione proposta dal Socio Bluebell Partners. CONTRARI**

| Badge | Ragione Sociale  | Proprio | Delega    | Totale    |
|-------|--|---------|-----------|-----------|
| **D   | HSBC POOLED INVESTMENT FUND  | 0       | 517.817   | 517.817   |
| **D   | KBC INSTITUTIONAL INVESTOR   | 0       | 7.336     | 7.336     |
| **D   | HSBC COLLECTIVE INVESTMENT TRUST - HSBC EURO MULTI-ASSET INCOME FUND                       | 0       | 6.183     | 6.183     |
| **D   | FIDELITY GLOBAL INVESTMENT FUND - EUROPEAN EQUITY FUND                                     | 0       | 171.034   | 171.034   |
| **D   | BEST INVESTMENT CORPORATION  | 0       | 195.713   | 195.713   |
| **D   | PLATO RI WORLD   | 0       | 8.720     | 8.720     |
| **D   | FLOURISH INVESTMENT CORPORATION  | 0       | 64.406    | 64.406    |
| **D   | PLATO INST I FUND EURO EQUITY  | 0       | 55.879    | 55.879    |
| **D   | KBC INSTIT INVSTORS FAMILY ENTERPRISES DBI-RDT   | 0       | 1.979     | 1.979     |
| **D   | TRUST AND CUSTODY SERVICES BANK LTD AS TRUSTEE FOR PENSION INVESTMENT FUND TRUST NUMBER 10 | 0       | 54.780    | 54.780    |
| **D   | TRUST AND CUSTODY SERVICES BANK LTD AS TRUSTEE FOR PENSION INVESTMENT FUND TRUST NUMBER 8  | 0       | 5.635     | 5.635     |
| **D   | HSBC INDEX TRACKER INVESTMENT FUNDS - FTSE ALL-WORLD INDEX FUND                            | 0       | 3.982     | 3.982     |
| **D   | PLATO INSTIT INDEX END WORLD DBI-RDT   | 0       | 41.341    | 41.341    |
| **D   | AVIVA INVESTORS FUNDS ACS - AI BALANCED LIFE FUND  | 0       | 6.014     | 6.014     |
| **D   | SCHRODER INSTITUTIONAL POOLED FUNDS  | 0       | 9.496     | 9.496     |
| **D   | KBC INST FUND EURO EQUITY  | 0       | 245.828   | 245.828   |
| **D   | KBC INST FUND EURO EQUITY  | 0       | 16.134    | 16.134    |
| **D   | HSBC ETFs PUBLIC LIMITED COMPANY - HSBC MSCI EUROPE CLIMATE PARIS ALIGNED UCITS ETF        | 0       | 772       | 772       |
| **D   | AVIVA INVESTORS FUNDS ACS - AI CAUTIOUS PENSION FUND                                       | 0       | 2.069     | 2.069     |
| **D   | TRUST AND CUSTODY SERVICES BANK LTD AS TRUSTEE FOR PENSION INVESTMENT FUND TRUST NUMBER 21 | 0       | 8.277     | 8.277     |
| **D   | KBC INSTITUTIONAL FUND/SRI WORLD EQUITY  | 0       | 84.406    | 84.406    |
| **D   | M&G (LUX) BLACKROCK EUROPE EX UK EQUITY FUND   | 0       | 50.336    | 50.336    |
| **D   | HSBC GLOBAL FUNDS ICAV   | 0       | 1.722     | 1.722     |
| **D   | TRUST AND CUSTODY SERVICES BANK LTD AS TRUSTEE FOR PENSION INVESTMENT FUND TRUST NUMBER 3  | 0       | 129.923   | 129.923   |
| **D   | AVIVA INVESTORS FUNDS ACS - AI BALANCED PENSION FUND                                       | 0       | 100.408   | 100.408   |
| **D   | HSBC ETFs PUBLIC LIMITED COMPANY - HSBC MSCI WORLD UCITS ETF                               | 0       | 19.322    | 19.322    |
| **D   | PUTM AUTHORISED CONTRACTUAL SCHEME - PUTM ACS SUSTAINABLE INDEX EUROPEAN EQUITY FUND       | 0       | 1.435.394 | 1.435.394 |
| **D   | ROYAL LONDON EQUITY FUNDS ICVC - ROYAL LONDON EUROPE EX UK EQUITY TILT FUND                | 0       | 330.345   | 330.345   |
| **D   | HSBC GLOBAL INVESTMENT FUNDS   | 0       | 8.784     | 8.784     |
| **D   | HSBC ETFs PUBLIC LIMITED COMPANY - HSBC MSCI EUROPE UCITS ETF                              | 0       | 4.091     | 4.091     |
| **D   | PRICOS   | 0       | 1.231.977 | 1.231.977 |
| **D   | KBC EQUITY FUND/STRATEGIC SATELLITES   | 0       | 42.429    | 42.429    |
| **D   | HSBC INDEX TRACKER INVESTMENT FUNDS - EUROPEAN INDEX FUND                                  | 0       | 124.754   | 124.754   |
| **D   | PRICOS SRI   | 0       | 45.117    | 45.117    |
| **D   | PLATO INSTITUTIONAL INDEX FUND/WORLD   | 0       | 71.022    | 71.022    |
| **D   | ALLIANZ GLOBAL INVESTORS GMBH  | 0       | 789.291   | 789.291   |
| **D   | INTERNATIONALE KAPITALANLAGEGESELLSCHAFT MBH ACTING FOR THE ACCOUNT OF INKA LUCK FONDS UBS | 0       | 57.171    | 57.171    |
| **D   | KBC EQUITY FUND/FAMILY ENTERPRISES   | 0       | 125.141   | 125.141   |
| **D   | INTERNATIONALE KAPITALANLAGEGESELLSCHAFT MBH ACTING FOR THE ACCOUNT OF A-EUROPA-LA-PASSIV  | 0       | 22.934    | 22.934    |
| **D   | PRICOS DEFENSIVE   | 0       | 23.906    | 23.906    |
| **D   | PLATO INSTITUTIONAL INDEX FUND/EUROPEAN EQUITY   | 0       | 128.878   | 128.878   |
| **D   | EUROPE INCOME FAMILY   | 0       | 550.000   | 550.000   |
| **D   | ADVISER MANAGED TRUST - DIVERSIFIED EQUITY FUND  | 0       | 3.587     | 3.587     |
| **D   | LB HOLDINGS I LLC  | 0       | 10.218    | 10.218    |
| **D   | BIRELEY'S ORANGE JAPAN, S.A.   | 0       | 15.436    | 15.436    |
| **D   | F.M. KIRBY TRUST DATED 1/3/75 F/B/O S. D   | 0       | 36.819    | 36.819    |
| **D   | CUSTODY BANK OF JAPAN, LTD. RE: STP FOREIGN STOCK INDEX MOTHER FUND (CURRENCY HEDGED)      | 0       | 27.050    | 27.050    |
| **D   | CM-AM EUROPE GROWTH  | 0       | 1.350.000 | 1.350.000 |

Avanti diritto:  
in proprio:

1.915  
56

Teste:  
in delega:

70  
1.859

Pagina 10

## LISTA ESITO DELLA VOTAZIONE

Oggetto: **Voto per azione di responsabilità contro il Presidente Avv. Nicola Maione proposta dal Socio Bluebell Partners.****CONTRARI**

| Badge | Ragione Sociale   | Proprio | Delega     | Totale     |
|-------|---|---------|------------|------------|
| **D   | THE MASTER TRUST BANK OF JAPAN, LTD. RE: MTEBJ400025521   | 0       | 5.178      | 5.178      |
| **D   | KATHERINE C MOORE CHARITABLE LEAD ANNUIT  | 0       | 1.937      | 1.937      |
| **D   | 1934 GLOBAL INVESTMENT FUND LP  | 0       | 499.327    | 499.327    |
| **D   | ORANO ACTIONS EUROPEENNES   | 0       | 60.753     | 60.753     |
| **D   | THE MASTER TRUST BANK OF JAPAN, LTD. RE: MUTB400021536  | 0       | 32.151     | 32.151     |
| **D   | JEFFREY LLC   | 0       | 24.681     | 24.681     |
| **D   | THE MASTER TRUST BANK OF JAPAN, LTD. RE: MUTB400021492  | 0       | 31.040     | 31.040     |
| **D   | THE MASTER TRUST BANK OF JAPAN, LTD. RE: MSCJ-KOKUSAI INDEX MOTHER FUND                                   | 0       | 1.529      | 1.529      |
| **D   | ALLIANZ GLOBAL INVESTORS GMBH W/ALLIANZGI-FONDS AOKNW-AR SEGMENT OKWLCO-AKTIE                             | 0       | 50.000     | 50.000     |
| **D   | NUVEEN INTERNATIONAL EQUITY INDEX FUND  | 0       | 280.987    | 280.987    |
| **D   | F.M. KIRBY TRUST DATED 1/3/75 F/B/O ALIC  | 0       | 13.504     | 13.504     |
| **D   | HW INTERNATIONAL VALUE FD   | 0       | 8.630      | 8.630      |
| **D   | MASTER TR FOR DEF.CONTRIBUTN PLNS OF AMER AIRLINES, INC., US AIRWAYS, INC.AND AF                          | 0       | 283.592    | 283.592    |
| **D   | HOAG FAMILY TRUST U/A DTD 8-02-94   | 0       | 5.577      | 5.577      |
| **D   | THE MASTER TRUST BANK OF JAPAN, LTD. RE: NZAM EURO STOXX (JPY HEDGED) (PRIVATELY PLACED INVESTMENT TRUST) | 0       | 179.360    | 179.360    |
| **D   | CM-AM EUROPE VALUE  | 0       | 532.098    | 532.098    |
| **D   | THE MASTER TRUST BANK OF JAPAN LTD. RE: NISSAY FOREIGN EQUITY INDEX MOTHER FUND                           | 0       | 238.187    | 238.187    |
| **D   | PROVEDA GLOBAL EQUITY LIMITED PARTNERSHI  | 0       | 3.242      | 3.242      |
| **D   | FTL GENESIS LIMITED - FIDELITY POC EAFE PILOT   | 0       | 2.943      | 2.943      |
| **D   | VANGUARD INVESTMENT SERIES PUBLIC LIMITED COMPANY   | 0       | 189.030    | 189.030    |
| **D   | FIDELITY FUNDS - EUROPEAN CORE EQUITY POOL  | 0       | 51.387     | 51.387     |
| **D   | BLACKROCK INDEX SELECTION FUND  | 0       | 1.488.274  | 1.488.274  |
| **D   | VANGUARD TOTAL INTERNATIONAL STOCK INDEX FUND   | 0       | 30.383.576 | 30.383.576 |
| **D   | VANGUARD FUNDS PUBLIC LIMITED COMPANY   | 0       | 742.276    | 742.276    |
| **D   | AIM ACTIONS ZONE EURO ISR   | 0       | 614.038    | 614.038    |
| **D   | SIMPLICITY HEDGED GLOBAL SHARE FUND   | 0       | 48.780     | 48.780     |
| **D   | ISHARES ALL-COUNTRY EQUITY INDEX FUND   | 0       | 4.546      | 4.546      |
| **D   | EQ ADVISORS TRUST - EQ/INTERNATIONAL MANAGED VOLATILITY PORTFOLIO   | 0       | 166.454    | 166.454    |
| **D   | NVIT INTERNATIONAL INDEX FUND   | 0       | 3.795      | 3.795      |
| **D   | EQ ADVISORS TRUST - EQ/GLOBAL EQUITY MANAGED VOLATILITY PORTFOLIO   | 0       | 37.712     | 37.712     |
| **D   | FCP AIM ACTIONS EUROPE ISR  | 0       | 158.236    | 158.236    |
| **D   | SIMPLICITY UNHEDGED GLOBAL SHARE FUND   | 0       | 49.896     | 49.896     |
| **D   | SCHRODER DIVERSIFIED GROWTH TRUST   | 0       | 10.087     | 10.087     |
| **D   | SMART WHOLESALE GLOBAL EQUITY ESG FUND  | 0       | 39.179     | 39.179     |
| **D   | MH EDRAM DIVERSIFIE   | 0       | 45.071     | 45.071     |
| **D   | RLA INTERNATIONAL EQUITIES FUND   | 0       | 60.396     | 60.396     |
| **D   | EQ ADVISORS TRUST - EQ/INTERNATIONAL CORE MANAGED VOLATILITY PORTFOLIO                                    | 0       | 58.409     | 58.409     |
| **D   | RLA NZ INTERNATIONAL EQUITIES FUND  | 0       | 24.956     | 24.956     |
| **D   | ERAFP ACTIONS EURO VII  | 0       | 1.778.102  | 1.778.102  |
| **D   | STX CIRCLES INTERNATIONAL UNCONSTRAINED EQUITY FUND   | 0       | 2.951.909  | 2.951.909  |
| **D   | AMP WHOLESALE GLOBAL EQUITIES FUND  | 0       | 44.291     | 44.291     |
| **D   | FIDELITY UCITS ICAV - FIDELITY GLOBAL EQUITY RESEARCH ENHANCED UCITS ETF                                  | 0       | 5.442      | 5.442      |
| **D   | SIX CIRCLES MANAGED EQUITY PORTFOLIO INTERNATIONAL UNCONSTRAINED FUND                                     | 0       | 1.611.854  | 1.611.854  |
| **D   | JPMORGAN ETS (IRELAND) ICAV - EUROZONE RESEARCH ENHAN INDEX EQ ACTIVE UCITS ETF                           | 0       | 85.718     | 85.718     |
| **D   | FIDELITY FUNDS - GLOBAL FINANCIAL SERVICES POOL   | 0       | 230.246    | 230.246    |
| **D   | FONDAZIONE ROMA - GLOBAL PASSIVE EQUITIES   | 0       | 55         | 55         |
| **D   | FIDELITY UCITS ICAV - FIDELITY EUROPE EQUITY RESEARCH ENHANCED UCITS ETF                                  | 0       | 18.005     | 18.005     |
| **D   | JPMORGAN GLOBAL ALLOCATION FUND   | 0       | 23.894     | 23.894     |

Aventi diritto:  
in proprio:1.915    Teste:  
56        in delega:

Pagina 11

70  
1.859

## LISTA ESITO DELLA VOTAZIONE

Oggetto: **Voto per azione di responsabilità contro il Presidente Avv. Nicola Maione proposta dal Socio Bluebell Partners. CONTRARI**

| Badge | Ragione Sociale   | Proprio | Delega    | Totale    |
|-------|---|---------|-----------|-----------|
| **D   | VANGUARD INVESTMENTS COMMON CONTRACTUAL FD- VANG FTSE DEVELOPED WRLD CCF  | 0       | 38.747    | 38.747    |
| **D   | SCHRODER GLOBAL EX UK EQUITY TRACKER COMPONENT FUND   | 0       | 7.008     | 7.008     |
| **D   | VANGUARD INVESTMENTS II CCF-VANGUARD SELECTED SCREENED FTSE DEV WRLD II (B) CCF   | 0       | 106.025   | 106.025   |
| **D   | ISHARES WHOLESALE SCREENED INTERNATIONAL EQUITY INDEX FUND  | 0       | 9.299     | 9.299     |
| **D   | SCHRODER DIVERSIFIED GROWTH PORTFOLIO, L.P.   | 0       | 11.260    | 11.260    |
| **D   | FIDELITY FUNDS - SUSTAINABLE RESEARCH ENHANCED EUROPE EQUITY POOL   | 0       | 155.004   | 155.004   |
| **D   | THE MASTER TRUST BANK OF JAPAN, LTD. AS TRUSTEE FOR FEDERATION OF NATIONAL PUBLIC SERVICE PERSONNEL MUTUAL AID ASSOCIATI<br>113.054 | 0       | 0         | 113.054   |
| **D   | DEVELOPED EX-FOSSIL FUEL INDEX FUND B (FTDEVXFF)  | 0       | 8.229     | 8.229     |
| **D   | NATIONWIDE INTERNATONAL INDEX FUND  | 0       | 76.494    | 76.494    |
| **D   | VANGUARD INVESTMENTS COMMON CONTR FD- VANGUARD FTSE DEV EUR EX UK CCF   | 0       | 57.505    | 57.505    |
| **D   | JPMORGAN BETABUILDERS INTERNATIONAL EQUITY ETF  | 0       | 198.741   | 198.741   |
| **D   | CUSTODY BANK OF JAPAN, LTD. AS TRUSTEE FOR JAPAN SCIENCE AND TECHNOLOGY AGENCY 16619-9962   | 0       | 6.527     | 6.527     |
| **D   | VANGUARD FIDUCIARY TRUST COMPANY INSTITUTIONAL TOTAL INTERNATIONAL STOCK MARKET INDEX TRUST II                                      | 0       | 7.537.280 | 7.537.280 |
| **D   | BLACKROCK INTERNATIONAL INDEX V.I. FUND OF BLACKROCK VARIABLE SERIES FUNDS, INC.  | 0       | 28.471    | 28.471    |
| **D   | MSCI ACWI EX-U.S. IMI INDEX FUND B2   | 0       | 61.046    | 61.046    |
| **D   | VANGUARD INTERNATIONAL SHARES HIGH YIELD FUND   | 0       | 1.178     | 1.178     |
| **D   | ANTIPODES INTERNATIONAL VALUE FUND, LP  | 0       | 4.492     | 4.492     |
| **D   | SCHRODER INTERNATIONAL SELECTION FUND   | 0       | 1.179.588 | 1.179.588 |
| **D   | BLACKROCK INSTITUTIONAL POOLED FUNDS PLC  | 0       | 230.843   | 230.843   |
| **D   | BLACKROCK CDN WORLD INDEX FUND  | 0       | 138.259   | 138.259   |
| **D   | VANGUARD INTERNATIONAL SHARES SELECT EXCLUSIONS INDEX FUND  | 0       | 3.026     | 3.026     |
| **D   | VANGUARD ESG INTERNATIONAL STOCK ETF  | 0       | 414.859   | 414.859   |
| **D   | VANGUARD INTERNATIONAL SHARES INDEX FUND  | 0       | 51.180    | 51.180    |
| **D   | COMMINGLED PENSION TRUST FUND (EAFE EQUITY INDEX) OF JP MORGAN CHASE BANK, N.A.   | 0       | 1.031.244 | 1.031.244 |
| **D   | VANGUARD FIDUCIARY TRUST COMPANY INSTITUTIONAL TOTAL INTERNATIONAL STOCK MARKET INDEX TRUST   | 0       | 2.523.097 | 2.523.097 |
| **D   | CUSTODY BANK OF JAPAN, LTD. AS TRUSTEE FOR JAPAN SCIENCE AND TECHNOLOGY AGENCY 16619-9975   | 0       | 15.812    | 15.812    |
| **D   | THRIFT SAVINGS PLAN   | 0       | 5.766.907 | 5.766.907 |
| **D   | VANGUARD INVESTMENTS COMMON CONTRACTUAL FD- VANG FTSE DVLDP WRLD EX UK CCF  | 0       | 45.175    | 45.175    |
| **D   | VANGUARD INVESTMENTS II CCF-VANGUARD SELECTED SCREENED FTSE DEV EU II CCF   | 0       | 54.400    | 54.400    |
| **D   | VANGUARD INVESTMENTS II CCF-VANGUARD SELECTED SCREENED FTSE DEV WRLD II CCF   | 0       | 28.395    | 28.395    |
| **D   | ISHARES WHOLESALE INTERNATIONAL EQUITY INDEX FUND   | 0       | 268.986   | 268.986   |
| **D   | ISHARES MSCI WORLD EX AUSTRALIA VALUE ETF   | 0       | 1.472     | 1.472     |
| **D   | FIDELITY FUNDS - ITALY POOL   | 0       | 4.071.216 | 4.071.216 |
| **D   | VANGUARD ETHICALLY CONSCIOUS INTERNATIONAL SHARES INDEX FUND  | 0       | 4.128     | 4.128     |
| **D   | CONNECTICUT GENERAL LIFE INSURANCE COMPANY  | 0       | 35.673    | 35.673    |
| **D   | SCHRODER MANAGED BALANCED FUND  | 0       | 32.398    | 32.398    |
| **D   | MSCI EQUITY INDEX FUND B - ITALY (MSITB)  | 0       | 653.702   | 653.702   |
| **D   | JPMORGAN BETABUILDERS EUROPE ETF  | 0       | 1.361.167 | 1.361.167 |
| **D   | AMUNDI HK PORTFOLIOS  | 0       | 58.517    | 58.517    |
| **D   | AMUNDI ETF ICAV   | 0       | 389.414   | 389.414   |
| **D   | AMUNDI ETF ICAV - AMUNDI SANDP 500 EQUAL WEIGHT ESG LEADERS UCITS ETF   | 0       | 12.135    | 12.135    |
| **D   | THE KOWLOON MOTOR BUS COMPANY (1933) LIMITED DAILY RATED EMPLOYEES RETIREMENT FUND SCHEME   | 0       | 4.573     | 4.573     |
| **D   | AMUNDI ETF ICAV - AMUNDI PRIME ALL COUNTRY WORLD UCITS ETF  | 0       | 112.230   | 112.230   |
| **D   | AMUNDI ETF ICAV - AMUNDI S&P 500 EQUAL WEIGHT ESG LEADERS UCITS ETF   | 0       | 61.665    | 61.665    |
| **D   | MEAG MUNICH ERGO KAPITALANLAGEGESELLSCHAFT MBH  | 0       | 322.487   | 322.487   |
| **D   | AMUNDI ETF ICAV-AMUNDI PRIME GLOBAL UCITS ETF   | 0       | 70.551    | 70.551    |
| **D   | INTERNATIONALE KAPITALANLAGEGESELLSCHAFT MBH ACTING FOR THE ACCOUNT OF BG AKTIEN SFONDS I   | 0       | 43.272    | 43.272    |

Pagina 12

Aventi diritto: 1.915 Teste: 70  
in proprio: 1.859 in delega: 1.859

## LISTA ESITO DELLA VOTAZIONE

Oggetto: **Voto per azione di responsabilità contro il Presidente Avv. Nicola Maione proposta dal Socio Bluebell Partners.****CONTRARI**

| Badge | Ragione Sociale   | Proprio | Delega    | Totale    |
|-------|---|---------|-----------|-----------|
| **D   | INTERNATIONALE KAPITALANLAGEGESELLSCHAFT MBH ACTING FOR THE ACCOUNT OF HSBC STRATEGIE BALANCED      | 0       | 16.061    | 16.061    |
| **D   | INTERNATIONALE KAPITALANLAGEGESELLSCHAFT MBH ACTING FOR THE ACCOUNT OF DEVELOPED MARKETS EQUITY EA  | 0       | 26.355    | 26.355    |
| **D   | INTERNATIONALE KAPITALANLAGEGESELLSCHAFT MBH ACTING FOR THE ACCOUNT OF BG                           | 0       | 39.300    | 39.300    |
| **D   | INTERNATIONALE KAPITALANLAGEGESELLSCHAFT MBH ACTING FOR THE ACCOUNT OF STUTTGARTER AKTIEN EUROPA    | 0       | 81.439    | 81.439    |
| **D   | INTERNATIONALE KAPITALANLAGEGESELLSCHAFT MBH ACTING FOR THE ACCOUNT OF BG AKTIEN SFONDS B           | 0       | 29.818    | 29.818    |
| **D   | INTERNATIONALE KAPITALANLAGEGESELLSCHAFT MBH ACTING FOR THE ACCOUNT OF UKNEW INKA                   | 0       | 14.849    | 14.849    |
| **D   | INTERNATIONALE KAPITALANLAGEGESELLSCHAFT MBH ACTING FOR THE ACCOUNT OF LHTB INKA                    | 0       | 44.393    | 44.393    |
| **D   | ISHARES EUROPE ETF  | 0       | 398.298   | 398.298   |
| **D   | INTERNATIONALE KAPITALANLAGEGESELLSCHAFT MBH ACTING FOR THE ACCOUNT OF ARZTRENTE 2                  | 0       | 170.045   | 170.045   |
| **D   | INTERNATIONALE KAPITALANLAGEGESELLSCHAFT MBH ACTING FOR THE ACCOUNT OF HSBC STRATEGIE DYNAMIK       | 0       | 63.042    | 63.042    |
| **D   | INTERNATIONALE KAPITALANLAGEGESELLSCHAFT MBH ACTING FOR THE ACCOUNT OF ZA                           | 0       | 17.049    | 17.049    |
| **D   | INTERNATIONALE KAPITALANLAGEGESELLSCHAFT MBH ACTING FOR THE ACCOUNT OF HP EQUITY                    | 0       | 393.919   | 393.919   |
| **D   | INTERNATIONALE KAPITALANLAGEGESELLSCHAFT MBH ACTING FOR THE ACCOUNT OF RAW INTERNATIONAL SEGMENT 13 | 0       | 147.727   | 147.727   |
| **D   | INTERNATIONALE KAPITALANLAGEGESELLSCHAFT MBH ACTING FOR THE ACCOUNT OF DS-FONDS                     | 0       | 177.039   | 177.039   |
| **D   | INTERNATIONALE KAPITALANLAGEGESELLSCHAFT MBH ACTING FOR THE ACCOUNT OF MAGDEBURG INKA               | 0       | 55.395    | 55.395    |
| **D   | BW-M PA 24, LTD   | 0       | 3.766     | 3.766     |
| **D   | BW PASPG, LTD.  | 0       | 5.468     | 5.468     |
| **D   | BRIDGEWATER PURE ALPHA TRADING COMPANY IV, LP   | 0       | 1.986     | 1.986     |
| **D   | GLOBAL FUNDS TRUST COMPANY  | 0       | 151.500   | 151.500   |
| **D   | BEST INVESTMENT CORPORATION   | 0       | 16.038    | 16.038    |
| **D   | FONDS DE RESERVE POUR LES RETRAITES   | 0       | 955.584   | 955.584   |
| **D   | ARDAN UCITS ICAV  | 0       | 13.100    | 13.100    |
| **D   | HI-PROAM-STIFTUNGSFONDS   | 0       | 4.927     | 4.927     |
| **D   | FCP SODIUM I  | 0       | 109.193   | 109.193   |
| **D   | SABADELL EUROPA BOLSA FI  | 0       | 410.467   | 410.467   |
| **D   | SABADELL INVERSION ETICA Y SOLIDARIA, FI  | 0       | 10.837    | 10.837    |
| **D   | SABADELL PLANIFICACION 25, FI   | 0       | 1.295     | 1.295     |
| **D   | HW GLOBAL VALUE FUND  | 0       | 40.300    | 40.300    |
| **D   | VIDENT INTERNATIONAL EY STRATEGY ETF  | 0       | 183.677   | 183.677   |
| **D   | INVERSABADELL 50, FI  | 0       | 3.622     | 3.622     |
| **D   | CONSERVATION INTERNATIONAL FOUNDATION, INC.   | 0       | 558       | 558       |
| **D   | INVERSABADELL 70, FI  | 0       | 1.338     | 1.338     |
| **D   | INVERSABADELL 25, FI  | 0       | 4.938     | 4.938     |
| **D   | PEOPLE'S BANK OF CHINA  | 0       | 644.635   | 644.635   |
| **D   | AMUNDI STOXX EUROPE 600 ESG II UCITS ETF  | 0       | 70.541    | 70.541    |
| **D   | BRIDGEWATER PURE ALPHA TRADING CO (GCM )  | 0       | 1.986     | 1.986     |
| **D   | BW-M PA 24, LTD.-INTL TRADING   | 0       | 3.766     | 3.766     |
| **D   | PARLATORE ERMENEGILDO   | 0       | 175.000   | 175.000   |
| **D   | COMPROMISO MEDIOLANUM FI  | 0       | 1.189     | 1.189     |
| **D   | MEDIOLANUM PENSIONES II FONDO DE PENSIONES  | 0       | 30.120    | 30.120    |
| **D   | MEDIOLANUM RENTA VARIABLE GLOBAL SELECCION FI   | 0       | 112.496   | 112.496   |
| **D   | MEDIOLANUM PENSIONES I FONDO DE PENSIONES   | 0       | 284.597   | 284.597   |
| **D   | BAM MASTER (GCM )   | 0       | 24.988    | 24.988    |
| **D   | NEW YORK STATE COMMON RETIREMENT FUND   | 0       | 528.479   | 528.479   |
| **D   | ARGA INTERNATIONAL VALUE FUND   | 0       | 136.427   | 136.427   |
| **D   | ARGA GLOBAL EQUITY AUSTRALIA FUND   | 0       | 508       | 508       |
| **D   | VANGUARD INTERNATIONAL VALUE FUND   | 0       | 4.369.890 | 4.369.890 |
| **D   | IILEX MASTER FUND LP AC   | 0       | 2.110.979 | 2.110.979 |

Aventi diritto:  
in proprio:1.915  
5670  
1.859

Pagina 13



## Assemblea Ordinaria del 15 aprile 2026

## LISTA ESITO DELLA VOTAZIONE

Oggetto: **Voto per azione di responsabilità contro il Presidente Avv. Nicola Maione proposta dal Socio Bluebell Partners. CONTRARI**

| Badge | Ragione Sociale   | Proprio | Delega    | Totale    |
|-------|---|---------|-----------|-----------|
| ***D  | AVIVA INVESTORS PORTFOLIO FUNDS ICVC AVIVA INVESTORS MULTI-ASSET CORE FUND V            | 0       | 4.504     | 4.504     |
| ***D  | DYNAMIC PROFILE FINECO AM FUND V  | 0       | 138.889   | 138.889   |
| ***D  | AVIVA INVESTORS PORTFOLIO FUNDS ICVC AVIVA INVESTORS MULTI-ASSET CORE FUND III          | 0       | 13.490    | 13.490    |
| ***D  | DYNAMIC PROFILE FINECO AM FUND I  | 0       | 10.693    | 10.693    |
| ***D  | AVIVA INVESTORS PORTFOLIO FUNDS ICVC AVIVA INVESTORS MULTI-ASSET CORE FUND II           | 0       | 5.419     | 5.419     |
| ***D  | AVIVA LIFE & PENSIONS UK LIMITED  | 0       | 1.085.894 | 1.085.894 |
| ***D  | AVIVA INVESTORS PASSIVE FUNDS ACS - AI DEVELOPED EUROPEAN EX UK EQUITY INDEX FUND       | 0       | 142.287   | 142.287   |
| ***D  | AVIVA INVESTORS UK FUND SERVICES LIMITED  | 0       | 186.155   | 186.155   |
| ***D  | AVIVA INVESTORS PORTFOLIO FUNDS ICVC AVIVA INVESTORS MULTI-ASSET CORE FUND I            | 0       | 293       | 293       |
| ***D  | AVIVA LIFE AND PENSIONS UK LIMITED  | 0       | 16.423    | 16.423    |
| ***D  | AVIVA INVESTORS PASSIVE FUNDS ACS - AI CONTINENTAL EUROPEAN EQUITY INDEX FUND           | 0       | 411       | 411       |
| ***D  | AVIVA INVESTORS PASSIVE FUNDS ACS - AI DEVELOPED WORLD EX UK EQUITY INDEX FUND          | 0       | 107.657   | 107.657   |
| ***D  | AVIVA INVESTORS PASSIVE FUNDS ACS - AI 30:70 GLOBAL EQUITY (CURRENCY HEDGED) INDEX FUND | 0       | 10.496    | 10.496    |
| ***D  | AVIVA INVESTORS PASSIVE FUNDS ACS - AI 50:50 GLOBAL EQUITY INDEX FUND                   | 0       | 28.428    | 28.428    |
| ***D  | AVIVA INVESTORS INVESTMENT FUNDS ICVC AVIVA INVESTORS MULTI-STRATEGY TARGET RETURN FUND | 0       | 91.626    | 91.626    |
| ***D  | AVIVA INVESTORS INVESTMENT FUNDS ICVC AVIVA INVESTORS INTERNATIONAL INDEX TRACKING FUND | 0       | 35.366    | 35.366    |
| ***D  | AVIVA INVESTORS PASSIVE FUNDS ACS - AI 60:40 GLOBAL EQUITY INDEX FUND                   | 0       | 30.714    | 30.714    |
| ***D  | DYNAMIC PROFILE FINECO AM FUND VI   | 0       | 160.127   | 160.127   |
| ***D  | DYNAMIC PROFILE FINECO AM FUND VII  | 0       | 286.770   | 286.770   |
| ***D  | AVIVA INVESTORS PORTFOLIO FUNDS ICVC AVIVA INVESTORS MULTI-ASSET CORE FUND IV           | 0       | 10.025    | 10.025    |
| ***D  | TOPS DEV WLD EQS FD NON FLIP  | 0       | 28.423    | 28.423    |
| ***D  | TOPS WLD EX-US FUND NON FLIP  | 0       | 231.491   | 231.491   |
| ***D  | ASR LEVENSVERZEKERING NV  | 0       | 12.180    | 12.180    |
| ***D  | ASR SCHAEVERZEKERING NV   | 0       | 4.231     | 4.231     |
| ***D  | AMUNDI SELEZIONE ATTIVA ITALIA  | 0       | 902.326   | 902.326   |
| ***D  | AMUNDI ESG SELECTION BILANCIATO   | 0       | 20.469    | 20.469    |
| ***D  | AMUNDI ESG SELECTION DINAMICO   | 0       | 10.773    | 10.773    |
| ***D  | AMUNDI ESG SELECTION CONSERVATIVO   | 0       | 6.585     | 6.585     |
| ***D  | AMUNDI PRIMO INVESTIMENTO   | 0       | 131.048   | 131.048   |
| ***D  | CA VITA PIR AZ  | 0       | 39.895    | 39.895    |
| ***D  | CA VITA PIR BTL   | 0       | 31.833    | 31.833    |
| ***D  | TRUST NATALE PUBLICLY TRADED INVESTMENTS  | 0       | 4.489     | 4.489     |
| ***D  | AMUNDI RISPARMIO PI   | 0       | 198.929   | 198.929   |
| ***D  | AMUNDI PROGETTO FUTURO PIR  | 0       | 154.552   | 154.552   |
| ***D  | AMUNDI CRESCITA ITALIA  | 0       | 189.535   | 189.535   |
| ***D  | AMUNDI LIFECYCLE 2030 EQUITY  | 0       | 22        | 22        |
| ***D  | AMUNDI LIFECYCLE 2033 EQUITY  | 0       | 45        | 45        |
| ***D  | AMUNDI LIFECYCLE 2036 EQUITY  | 0       | 94        | 94        |
| ***D  | AMUNDI LIFECYCLE 2039 EQUITY  | 0       | 86        | 86        |
| ***D  | ONEMARKETS AMUNDI FLEXIBLE INCOME FUND  | 0       | 94.377    | 94.377    |
| ***D  | AMUNDI FUNDS EUROPEAN EQUITY  | 0       | 251.829   | 251.829   |
| ***D  | AMUNDI MSCI EMU ESG BROAD TRANSITION  | 0       | 357.611   | 357.611   |
| ***D  | AMUNDI STOXX EUROPE 600   | 0       | 2.976.995 | 2.976.995 |
| ***D  | AMUNDI INDEX MSCI EUROPE  | 0       | 1.385.227 | 1.385.227 |
| ***D  | AMUNDI INDEX MSCI WORLD   | 0       | 141.131   | 141.131   |
| ***D  | AMUNDI MSCI EUROPE CLIMATE PARIS ALIGNED  | 0       | 17.460    | 17.460    |
| ***D  | AMUNDI MSCI WORLD CLIMATE TRANSITION  | 0       | 3.466     | 3.466     |
| ***D  | AMUNDI MSCI EUROPE SCREENED   | 0       | 98.754    | 98.754    |

Pagina 14

Avanti diritto: 1.915 Teste: 70  
 in proprio: 56 in delega: 1.859


## LISTA ESITO DELLA VOTAZIONE

Oggetto: **Voto per azione di responsabilità contro il Presidente Avv. Nicola Maione proposta dal Socio Bluebell Partners. CONTRARI**

| Badge | Ragione Sociale   | Proprio | Delega    | Totale    |
|-------|---|---------|-----------|-----------|
| **D   | LOF TARGETNETZERO GLOBAL EQUITY                             | 0       | 54.732    | 54.732    |
| **D   | LOF ALL ROADS GROWTH  | 0       | 55.794    | 55.794    |
| **D   | LOF ALL ROADS CONSERVATIVE                                  | 0       | 12.836    | 12.836    |
| **D   | AMUNDI FUNDS EUROPE EQUITY SELECT                           | 0       | 558.276   | 558.276   |
| **D   | AMUNDI MSCI WORLD CLIMATE PARIS ALIGNED                     | 0       | 872       | 872       |
| **D   | AMUNDI MSCI EMU CLIMATE PARIS ALIGNED                       | 0       | 62.726    | 62.726    |
| **D   | NEF ETHICAL EURO EQUITY                                     | 0       | 759.682   | 759.682   |
| **D   | NEF RISPARMIO ITALIA  | 0       | 243.517   | 243.517   |
| **D   | AMUNDI ITALY MIB ESG  | 0       | 611.505   | 611.505   |
| **D   | AMUNDI MSCI EUROPE ESG BROAD TRANSITION                     | 0       | 311.190   | 311.190   |
| **D   | AMUNDI STOXX EUROPE 600 ESG                                 | 0       | 298.105   | 298.105   |
| **D   | AMUNDI MSCI EUR EX SWITZERLAND ESG LEAD                     | 0       | 32.674    | 32.674    |
| **D   | LOF TARGETNETZERO EUROPE EQUITY                             | 0       | 34.816    | 34.816    |
| **D   | NEF ETHICAL BALANCED DYNAMIC                                | 0       | 239.615   | 239.615   |
| **D   | AMUNDI FUNDS MULTI ASSET REAL RETURN                        | 0       | 7.250     | 7.250     |
| **D   | AMUNDI FUNDS EURO MULTI ASSET TARGET INC                    | 0       | 10.920    | 10.920    |
| **D   | AMUNDI FUNDS GLOBAL MULTI ASSET                             | 0       | 75.227    | 75.227    |
| **D   | AMUNDI FDS GLOB MULTI ASSET CONSERVATIVE                    | 0       | 205.776   | 205.776   |
| **D   | AF EUROPEAN EQUITY DYNAMIC MULTI FACTORS                    | 0       | 107.528   | 107.528   |
| **D   | AF EUROLAND EQUITY DYNAMIC MULTI FACTORS                    | 0       | 1.033.186 | 1.033.186 |
| **D   | AF DYNAMIC MULTI FACTO GLOBAL EQ EUROPE                     | 0       | 13.763    | 13.763    |
| **D   | AMUNDI PRIME EUROPE   | 0       | 75.070    | 75.070    |
| **D   | AMUNDI PRIME EUROZONE                                       | 0       | 246.833   | 246.833   |
| **D   | MDP TOBAM ANTI BENCHMARK EURO EQ FUND                       | 0       | 7.652     | 7.652     |
| **D   | AF MULTI ASSET CONSERVATIVE RESPONSIBLE                     | 0       | 100.709   | 100.709   |
| **D   | LOF ALL ROADS   | 0       | 74.228    | 74.228    |
| **D   | AMUNDI FUNDS EUROLAND EQUITY RISK PARITY                    | 0       | 11.540    | 11.540    |
| **D   | RCO LUX MONTJOLY INVEST POOL RCG                            | 0       | 2.640     | 2.640     |
| **D   | LUXCELLENCE HELVETIA EUROP EQUITY                           | 0       | 17.156    | 17.156    |
| **D   | UNIVERSE THE CMI CONT EURO EQ                               | 0       | 160.237   | 160.237   |
| **D   | CENTRAL BANK OF IRELAND MSCI PAB                            | 0       | 33.173    | 33.173    |
| **D   | MEDIO MORGAN STANLEY GLOBAL SELECTION                       | 0       | 192.635   | 192.635   |
| **D   | MIFL BB CS QP GLB EQ  | 0       | 90.786    | 90.786    |
| **D   | FINANCIAL INC STRAT ALGEB                                   | 0       | 4.918.395 | 4.918.395 |
| **D   | MIFL CH EE QFS EU EQ  | 0       | 100.313   | 100.313   |
| **D   | MIFL CH IE QP GBL EQ  | 0       | 76.637    | 76.637    |
| **D   | CHALLENGE ITALIAN EQUITY                                    | 0       | 488.000   | 488.000   |
| **D   | MIFL CH PRO QP GL EQ  | 0       | 188.210   | 188.210   |
| **D   | CH FINANCIAL OPPORTUNITY TENAX                              | 0       | 1.598.366 | 1.598.366 |
| **D   | OSSIAM BLOOMBERG WORLD PAB UCITS ETF                        | 0       | 1.770     | 1.770     |
| **D   | CRELAN INVEST DYNAMIC                                       | 0       | 37.301    | 37.301    |
| **D   | CRELAN INVEST CONSERVATIVE                                  | 0       | 10.037    | 10.037    |
| **D   | CRELAN INVEST BALANCED                                      | 0       | 71.378    | 71.378    |
| **D   | CO PERATIE KLAVERBLAD VERZEKERINGEN UA                      | 0       | 19.665    | 19.665    |
| **D   | KLAVERBLAD SCHADEVERZEKERINGSMAATSCHAPPI                    | 0       | 21.859    | 21.859    |
| **D   | ST BEDRIJFSTAKPENSTOEFONDS VOOR DE PARTICULIERE BEVEELIGING | 0       | 10        | 10        |
| **D   | STICHTING BPL PENSIOEN MANDAAT BLACKROCK                    | 0       | 395.561   | 395.561   |
| **D   | SPA MANDATE BLACKROCK                                       | 0       | 49.018    | 49.018    |

Aventi diritto: 1.915 Teste: 70  
 in proprio: 56 in delega: 1.859

Pagina 15



Handwritten signature or initials.

## LISTA ESITO DELLA VOTAZIONE

Oggetto: **Voto per azione di responsabilità contro il Presidente Avv. Nicola Maione proposta dal Socio Bluebell Partners. CONTRARI**

| Badge | Ragione Sociale   | Proprio | Delega    | Totale    |
|-------|---|---------|-----------|-----------|
| **D   | STICHTING JURIDISCH EIGENAAR ASR ESG INDEXPLUS INSTITUTIONELE FONDSEN | 0       | 36.754    | 36.754    |
| **D   | ST PFD PMA MANDATE BLACKROCK  | 0       | 19.825    | 19.825    |
| **D   | STICHTING PENSIOENFONDS VOOR DE ARCHITECTENBUREAUS                    | 0       | 35.081    | 35.081    |
| **D   | LOIS CH TARGETNEZERO GLOBAL EX C EQUITY                               | 0       | 11.414    | 11.414    |
| **D   | HELVETIA I EUROPA   | 0       | 117.230   | 117.230   |
| **D   | CFM INDOSUEZ WEALTH ITALIE  | 0       | 100.660   | 100.660   |
| **D   | ROYAL UNITED KINGDOM BENEFICENT ASSOCIAT                              | 0       | 3.154     | 3.154     |
| **D   | ABERDEEN GROUP CHARITABLE TRUST                                       | 0       | 3.008     | 3.008     |
| **D   | AM AMUNDI ETHIK PLUS  | 0       | 73.900    | 73.900    |
| **D   | AM WELT ERTRAG NACHHALTIG   | 0       | 44.964    | 44.964    |
| **D   | UI MAIN I UNIVERSAL FONDS UKA   | 0       | 23.099    | 23.099    |
| **D   | EDR SICAV EQUITY EURO SOLVE   | 0       | 86.701    | 86.701    |
| **D   | CNP ASSUR EDRAM ACTIONS EUROPE  | 0       | 382.410   | 382.410   |
| **D   | EDR SICAV EUROPEAN CATALYSTS  | 0       | 109.296   | 109.296   |
| **D   | IBM FRANCE F  | 0       | 70.857    | 70.857    |
| **D   | IBM FRANCE H  | 0       | 1.082     | 1.082     |
| **D   | HAMELIN DIVERSIFIE FLEX I   | 0       | 48.708    | 48.708    |
| **D   | LCL DYNAMIQUE ETF PEA SELECT  | 0       | 182.964   | 182.964   |
| **D   | AMUNDI RENDEMENT PLUS SELECT  | 0       | 9.966     | 9.966     |
| **D   | HYMNOS ISR  | 0       | 96.354    | 96.354    |
| **D   | AMUNDI EUROPE MONDE   | 0       | 85.460    | 85.460    |
| **D   | ASSURDIX  | 0       | 173.653   | 173.653   |
| **D   | AMUNDI ACTIONS EURO SELECT  | 0       | 1.254.040 | 1.254.040 |
| **D   | AA BNPP AM ACTIONS PETITES CAP EUROPE                                 | 0       | 763.011   | 763.011   |
| **D   | AA SSGA ACTIONS INDICE EURO   | 0       | 446.740   | 446.740   |
| **D   | PHARMA PARFRANCE  | 0       | 147.652   | 147.652   |
| **D   | R CO PHARMA ACTIONS   | 0       | 248.099   | 248.099   |
| **D   | BOURBON 1   | 0       | 251.834   | 251.834   |
| **D   | ECUREUIL RETRAITE ACTIONS 3   | 0       | 355.867   | 355.867   |
| **D   | FDRN AMUNDI   | 0       | 63.207    | 63.207    |
| **D   | ARRCO LONG TERME D  | 0       | 316.320   | 316.320   |
| **D   | CARP INDO   | 0       | 150.311   | 150.311   |
| **D   | AMUNDI PAVRIMOINE PEA   | 0       | 109.050   | 109.050   |
| **D   | CNP ASSUR VALUE ET MOMENTUM   | 0       | 43.063    | 43.063    |
| **D   | CARPIMKO PTES ET MOYENNES CAPI C                                      | 0       | 483.050   | 483.050   |
| **D   | FCP PEA COURT TERME   | 0       | 1.279.490 | 1.279.490 |
| **D   | EGV ACTIONS EUROPE LM A   | 0       | 70.940    | 70.940    |
| **D   | ROPS EURO P   | 0       | 315.226   | 315.226   |
| **D   | DIEZE   | 0       | 4.867     | 4.867     |
| **D   | HSBC MULTI ASSET DYNAMIC EURO   | 0       | 137.336   | 137.336   |
| **D   | ERISA ACTIONS GRANDES VALEURS   | 0       | 716.000   | 716.000   |
| **D   | HSBC ACTIONS EUROPE   | 0       | 425.636   | 425.636   |
| **D   | SOLIDARITE  | 0       | 26.835    | 26.835    |
| **D   | IMDG FAMILLES ET ENTREPRENEURS  | 0       | 177.595   | 177.595   |
| **D   | CPR ACTIONS EURO PREMIUM SELECT                                       | 0       | 3.324     | 3.324     |
| **D   | GROUPAMA OPPORTUNITIES EUROPE   | 0       | 1.149.086 | 1.149.086 |
| **D   | AMUNDI ACTIONS EURO HORIZON ENVIRONNEMENT                             | 0       | 983.608   | 983.608   |
| **D   | LCL ACTIONS MONDE HORS EUROPE EUR                                     | 0       | 834.195   | 834.195   |

## LISTA ESITO DELLA VOTAZIONE

Oggetto: **Voto per azione di responsabilità contro il Presidente Avv. Nicola Maione proposta dal Socio Bluebell Partners. CONTRARI**

| Badge | Ragione Sociale   | Proprio | Delega    | Totale    |
|-------|---|---------|-----------|-----------|
| ***D  | AMUNDI ACTIONS PME  | 0       | 1.543.475 | 1.543.475 |
| ***D  | AMUNDI TRANSMISSION ACTIONS                               | 0       | 7.006     | 7.006     |
| ***D  | AMUNDI TRANSMISSION PATRIMOINE                            | 0       | 24.603    | 24.603    |
| ***D  | GROUPAMA EUROPE STOCK                                     | 0       | 83.047    | 83.047    |
| ***D  | ALLOCATION PROTECTION 80                                  | 0       | 364.988   | 364.988   |
| ***D  | ROPS ACTIONS EUROPEENNES 2                                | 0       | 835.687   | 835.687   |
| ***D  | AMUNDI EQUITY EURO CONSERVATIVE                           | 0       | 96.785    | 96.785    |
| ***D  | CONTI DIVERSIFIE  | 0       | 74.012    | 74.012    |
| ***D  | CONTI FLEXIBLE  | 0       | 22.891    | 22.891    |
| ***D  | ROPS SMART INDEX EURO                                     | 0       | 13.105    | 13.105    |
| ***D  | AP ACTIONS 1 EURO   | 0       | 78.721    | 78.721    |
| ***D  | ALLOCATION INVEST EQUITY CORE                             | 0       | 35.406    | 35.406    |
| ***D  | IP ACTIONS EURO   | 0       | 51.239    | 51.239    |
| ***D  | ARCO QUANT II   | 0       | 70.625    | 70.625    |
| ***D  | SACD INVESTISSEMENT                                       | 0       | 9.554     | 9.554     |
| ***D  | GLOBAL MULTI FACTOR EQUITY FUND                           | 0       | 89.101    | 89.101    |
| ***D  | BEL EQUITY EUROPE   | 0       | 386.524   | 386.524   |
| ***D  | CL CENTRE MANCHE  | 0       | 4.668     | 4.668     |
| ***D  | GROUPAMA LOIRE BRETAGNE LOCAL 1                           | 0       | 11.877    | 11.877    |
| ***D  | GROUPAMA GRAND EST  | 0       | 12.406    | 12.406    |
| ***D  | GROUPAMA MEDITERRANEE                                     | 0       | 12.582    | 12.582    |
| ***D  | GROUPAMA NORD EST   | 0       | 11.575    | 11.575    |
| ***D  | FCP CSS LOC GROUPAMA PARIS VAL DE LOIRE                   | 0       | 6.062     | 6.062     |
| ***D  | GROUPAMA LOIRE BRETAGNE REGIONAL 1                        | 0       | 15.231    | 15.231    |
| ***D  | GROUPAMA LOIRE BRETAGNE LOCAL 2                           | 0       | 10.912    | 10.912    |
| ***D  | BNPP AM CAVAMAC ACTIONS EURO                              | 0       | 204.682   | 204.682   |
| ***D  | LMDG SMID CAP EUR FCP                                     | 0       | 150.965   | 150.965   |
| ***D  | AMUNDI IPSA ACTIONS                                       | 0       | 84.716    | 84.716    |
| ***D  | MAM ENTREPRISES FAMILIALES                                | 0       | 40.000    | 40.000    |
| ***D  | STAR PASTEUR  | 0       | 72.451    | 72.451    |
| ***D  | ADARA   | 0       | 130.000   | 130.000   |
| ***D  | NATIXIS SOLUTIONS PROTECT 75                              | 0       | 141.321   | 141.321   |
| ***D  | SAKKARAH 6  | 0       | 158.850   | 158.850   |
| ***D  | SAKKARAH C  | 0       | 100.667   | 100.667   |
| ***D  | SAKKARAH 7 FCP  | 0       | 55.357    | 55.357    |
| ***D  | AMUNDI MSCI CLIMATE PARIS ALIGNED UMWELTZEICHEN UCITS ETF | 0       | 9.349     | 9.349     |
| ***D  | ECUREUIL PROFIL 75 ACTIONS                                | 0       | 297.438   | 297.438   |
| ***D  | ECUREUIL PROFIL 90 ACTIONS EURO                           | 0       | 1.070.225 | 1.070.225 |
| ***D  | FC CARPIMKO ACTIONS EURO                                  | 0       | 114.570   | 114.570   |
| ***D  | CONCORDE 96 ACTION EURO                                   | 0       | 25.644    | 25.644    |
| ***D  | CNP ACTIONS EUROPE AMUNDI                                 | 0       | 436.173   | 436.173   |
| ***D  | OFI INVEST ESG ACTIONS MIEUX VIVRE                        | 0       | 15.424    | 15.424    |
| ***D  | GEFIP EUROLAND ISR  | 0       | 154.093   | 154.093   |
| ***D  | A A B DIVERSIFIE  | 0       | 77.835    | 77.835    |
| ***D  | AMLC EQ SINGLE STOCKS                                     | 0       | 2.407     | 2.407     |
| ***D  | WORLD EQUITIES II   | 0       | 17.381    | 17.381    |
| ***D  | PARMA PEA JUIN 2025                                       | 0       | 65.480    | 65.480    |
| ***D  | SELECTION EURO CLIMAT JANVIER 2025                        | 0       | 66.151    | 66.151    |

Pagina 7

Aventi diritto: 1.915 Teste: 70  
 in proprio: 56 in delega: 1.859



*[Handwritten signature]*

*[Handwritten signature]*

## Assemblea Ordinaria del 15 aprile 2026

## LISTA ESITO DELLA VOTAZIONE

Oggetto: **Voto per azione di responsabilità contro il Presidente Avv. Nicola Maione proposta dal Socio Bluebell Partners. CONTRARI**

| Badge | Ragione Sociale  | Proprio | Delega    | Totale    |
|-------|--|---------|-----------|-----------|
| **D   | ARCADE ACTIONS EURO  | 0       | 114.439   | 114.439   |
| **D   | CAMBRIDGE UNIVERSITY ALL WORLD EQUITY FD                                     | 0       | 6.096     | 6.096     |
| **D   | CAMBRIDGE UNIVERSITY DEVELOPED MARKETS EQUITY FUND                           | 0       | 4.024     | 4.024     |
| **D   | PARMA PEA JUILLET 2026   | 0       | 351.435   | 351.435   |
| **D   | EDF RETRAITE LONG TERME INDICIELLE   | 0       | 56.517    | 56.517    |
| **D   | CORALUM PEA JUN 2026   | 0       | 26.709    | 26.709    |
| **D   | SANTANDER SMALL CAPS EUROPA FI   | 0       | 153.262   | 153.262   |
| **D   | SANTANDER SMALL CAPS EUROPA FI   | 0       | 15.386    | 15.386    |
| **D   | THE NATIONAL BANK OF THE REPUBLIC OF KAZAKHSTAN                              | 0       | 32.063    | 32.063    |
| **D   | CAIXABANK ASSET MANAGEMENT, SGIIC, S.A.                                      | 0       | 490.464   | 490.464   |
| **D   | PIMCO CORPORATE AND INCOME OPPORTUNITY FUND                                  | 0       | 2.152.500 | 2.152.500 |
| **D   | PIMCO STRATEGIC INCOME FUND, INC.  | 0       | 323.500   | 323.500   |
| **D   | PIMCO INCOME STRATEGY FUND II  | 0       | 1.043.000 | 1.043.000 |
| **D   | PIMCO INCOME STRATEGY FUND   | 0       | 523.500   | 523.500   |
| **D   | PIMCO GLOBAL STOCKPLUS AND INCOME FUND                                       | 0       | 123.500   | 123.500   |
| **D   | PIMCO DYNAMIC INCOME FUND  | 0       | 6.139.000 | 6.139.000 |
| **D   | PIMCO CORPORATE AND INCOME STRATEGY FUND                                     | 0       | 687.000   | 687.000   |
| **D   | PIMCO FLEXIBLE CREDIT INCOME FUND  | 0       | 3.581.000 | 3.581.000 |
| **D   | PIMCO HIGH INCOME FUND   | 0       | 886.500   | 886.500   |
| **D   | SELLA SGR RUBRICA INVESTIMENTI AZIONARI ITALIA                               | 0       | 662.714   | 662.714   |
| **D   | SELLA SGR RUBRICA INVESTIMENTI BILANCIATI ITALIA                             | 0       | 70.943    | 70.943    |
| **D   | ARBEDSMAREDETS TILLAEGSPENSION   | 0       | 2.848.693 | 2.848.693 |
| **D   | BOC-PRUDENTIAL EUROPEAN EQUITY FUND  | 0       | 141.893   | 141.893   |
| **D   | BOC-PRUDENTIAL EUROPEAN EQUITY FUND  | 0       | 9.112     | 9.112     |
| **D   | MOTABILITY, AS SOLE TRUSTEE OF THE MOTABILITY ENDORMENT TRUST                | 0       | 4.896     | 4.896     |
| **D   | VANGUARD EUROPEAN STOCK INDEX FUND   | 0       | 5.162.697 | 5.162.697 |
| **D   | VIKING GLOBAL EQUITIES II LP   | 0       | 188.232   | 188.232   |
| **D   | AVANTIS CIBC INTERNATIONAL EQUITY ETF  | 0       | 1.241     | 1.241     |
| **D   | TD INTERNATIONAL EQUITY INDEX ETF  | 0       | 292.681   | 292.681   |
| **D   | FIRE AND POLICE PENSION ASSOCIATION OF COLORADO                              | 0       | 6.225     | 6.225     |
| **D   | THE BANK OF NEW YORK MELLON EMPLOYEE BENEFIT COLLECTIVE INVESTMENT FUND PLAN | 0       | 647.270   | 647.270   |
| **D   | TACS NON-US EQUITY CORE MARKET CONTINUOUS LIC                                | 0       | 67.408    | 67.408    |
| **D   | VOYA BALANCED INCOME PORTFOLIO   | 0       | 5.655     | 5.655     |
| **D   | GREENFIELDS CAPITAL LIMITED  | 0       | 2.649     | 2.649     |
| **D   | BRIDGEWATER PURE ALPHA TRADING COMPANY II, LTD                               | 0       | 139.663   | 139.663   |
| **D   | INDUSTRIAL ALLIANCE INSURANCE AND FINANCIAL SERVICES INC                     | 0       | 14.952    | 14.952    |
| **D   | VANGUARD FTSE ALL-WORLD EX-US INDEX FUND                                     | 0       | 4.792.572 | 4.792.572 |
| **D   | CNTRL ENSON FND INTRNTNL UNION   | 0       | 197.417   | 197.417   |
| **D   | MANVILLE PERSONAL INJURY SETTLEMENT TRUST                                    | 0       | 4.748     | 4.748     |
| **D   | VAERDIPAPFONDEN SPARINVEST, INDEX BAEREDYGTIGE EUROPA KL                     | 0       | 57.466    | 57.466    |
| **D   | FOREST PRESERVE DISTRICT EMPLOYEES ANNUITY AND BENEFIT FUND OF COOK COUNTY   | 0       | 42.070    | 42.070    |
| **D   | WISDOMTREE ISSUER ICAP   | 0       | 15.157    | 15.157    |
| **D   | COMMONWEALTH OF PA - TREASURY  | 0       | 24.794    | 24.794    |
| **D   | PSEG NUCLEAR LLC MASTER DECOMMISSIONING TRUST                                | 0       | 260.249   | 260.249   |
| **D   | LEGAL AND GENERAL UCITS ETF PLC  | 0       | 245.830   | 245.830   |
| **D   | ROTHSCHILD MARTIN MAUREL   | 0       | 4.167.484 | 4.167.484 |
| **D   | BONITAS POOLED INVESTMENT FUND SERIES - SMART EUROPEAN EQUITY FUND           | 0       | 27.957    | 27.957    |
| **D   | STICHTING PENSIOENFONDS NOTARIAAT  | 0       | 3.824     | 3.824     |

Pagina 18

Avanti diritto: 1.915 Teste: 70  
in proprio: 1.859 56 in delega: 1.859

LISTA ESITO DELLA VOTAZIONE

Oggetto: **Voto per azione di responsabilità contro il Presidente Avv. Nicola Maione proposta dal Socio Bluebell Partners. CONTRARI**

| Badge | Ragione Sociale   | Proprio | Delega    | Totale    |
|-------|---|---------|-----------|-----------|
| ***D  | WARANIC II LLC  | 0       | 9.539     | 9.539     |
| ***D  | THE DOMESTIC AND FOREIGN MISSIONARY SOCIETY OF THE PROTESTANT EPISCOPAL CHURCH IN THE UNITED STATES OF AMERICA  | 0       | 71.455    | 71.455    |
| ***D  | MANULIFE MULTIFACTOR DEVELOPED INTERNATIONAL INDEX ETF  | 0       | 40.331    | 40.331    |
| ***D  | VIKING LONG FUND MASTER LTD   | 0       | 3.369.355 | 3.369.355 |
| ***D  | ARIZONA STATE RETIREMENT SYSTEM   | 0       | 47.786    | 47.786    |
| ***D  | INCO GLOBAL PUBLIC EQUITY LP  | 0       | 138.653   | 138.653   |
| ***D  | PENN SERIES DEVELOPED INTERNATIONAL INDEX FUND  | 0       | 9.142     | 9.142     |
| ***D  | VIKING GLOBAL EQUITIES MASTER LTD   | 0       | 9.223.375 | 9.223.375 |
| ***D  | ARGA EAFE VALUE EQUITY CIT FUND   | 0       | 677.896   | 677.896   |
| ***D  | ARGA EAFE VALUE EQUITY CIT FUND ARG A EAFE VALUE EQUITY CIT FUND  | 0       | 13.284    | 13.284    |
| ***D  | GLOBAL X MSCI EAFE INDEX ETF  | 0       | 21.985    | 21.985    |
| ***D  | POINT BEACH UNIT 1 AND UNIT 2 NON QUALIFIED TRUST   | 0       | 19.424    | 19.424    |
| ***D  | COMMONWEALTH OF PENNSYLVANIA TREASURY DEPARTMENT  | 0       | 142.494   | 142.494   |
| ***D  | RELIANCE TRUST COMPANY  | 0       | 42.040    | 42.040    |
| ***D  | WINDWISE MSCI EAFE INDEX NON-LENDING  | 0       | 18.883    | 18.883    |
| ***D  | VAERDIPAPIRFONDEN SPARINVEST, INDEX BARREDDYGTIGE GLOBAL KL   | 0       | 55.590    | 55.590    |
| ***D  | GLOBAL X MSCI SUPERDIVIDEND EAFE ETF  | 0       | 10.297    | 10.297    |
| ***D  | PNC BANK AS CUSTODIAN FOR PUBLIC SCHOOL RETIREMENT SYSTEM OF THE CITY OF ST LOUIS UNDER CUSTODY AGREEMENT DATED | 0       | 4.371     | 4.371     |
| ***D  | BRIDGEWATER PURE ALPHA MAJOR MARKETS TRADING COMPANY II, LTD  | 0       | 1.703.500 | 1.703.500 |
| ***D  | VIKING GLOBAL OPPORTUNITIES LIQUID PORTFOLIO SUB-MASTER LP  | 0       | 400.361   | 400.361   |
| ***D  | TD EMERALD INTERNATIONAL EQUITY INDEX FUND  | 0       | 25.970    | 25.970    |
| ***D  | AUTORIDADE MONETARIA DE MACAU   | 0       | 126.987   | 126.987   |
| ***D  | VERIZON MASTER SAVINGS TRUST  | 0       | 1.938     | 1.938     |
| ***D  | BRIDGEWATER PURE ALPHA STERLING FUND, LTD   | 0       | 38.851    | 38.851    |
| ***D  | SUBSIDIZED SCHOOLS PROVIDENT FUND   | 0       | 21.442    | 21.442    |
| ***D  | MOTHER CABRINI HEALTH FOUNDATION, INC   | 0       | 100.812   | 100.812   |
| ***D  | WISDOMTREE INTERNATIONAL EQUITY FUND  | 0       | 101.508   | 101.508   |
| ***D  | THE STANDARD BANK OF SOUTH AFRICA LTD   | 0       | 9.265     | 9.265     |
| ***D  | STICHTING BELEGGEN MENZIS   | 0       | 90.283    | 90.283    |
| ***D  | THE DOMESTIC AND FOREIGN MISSIONARY SOCIETY OF THE PROTESTANT EPISCOPAL CHURCH IN THE UNITED STATES OF AMERICA  | 0       | 5.194     | 5.194     |
| ***D  | RAINDROPS CAPITAL LIMITED   | 0       | 194.439   | 194.439   |
| ***D  | VOYA VACS INDEX SERIES I PORTFOLIO  | 0       | 3.125     | 3.125     |
| ***D  | TD EMERALD LOW CARBON GLOBAL EQUITY INDEX POOLED FUND TRUST   | 0       | 5.470     | 5.470     |
| ***D  | SNOWBALL CAPITAL HOLDINGS LIMITED   | 0       | 1.113     | 1.113     |
| ***D  | CITW FUND, LP   | 0       | 14.751    | 14.751    |
| ***D  | TD EUROPEAN INDEX FUND  | 0       | 43.237    | 43.237    |
| ***D  | SEQUOIA HOLDINGS LLC  | 0       | 33.065    | 33.065    |
| ***D  | CERVURITE INTERNATIONAL LLC   | 0       | 1         | 1         |
| ***D  | BNYM MELLON CF SL INTERNATIONAL STOCK INDEX FUND  | 0       | 172.715   | 172.715   |
| ***D  | THE JUPITER GLOBAL FUND   | 0       | 15.364    | 15.364    |
| ***D  | VIRTUS INTERNATIONAL DIVIDEND ETF   | 0       | 2.325     | 2.325     |
| ***D  | THE COMMONWEALTH FUND   | 0       | 359.043   | 359.043   |
| ***D  | ARIZONA STATE RETIREMENT SYSTEM   | 0       | 104       | 104       |
| ***D  | MACQUARIE MANAGEMENT HOLDINGS, INC  | 0       | 121.254   | 121.254   |
| ***D  | PUBLIC EMPLOYEES RETIREMENT SYSTEM OF OHIO  | 0       | 82        | 82        |
| ***D  | GOLDMAN SACHS ETF ICAY  | 0       | 51.303    | 51.303    |
| ***D  | BLACKROCK LIFE LIMITED  | 0       | 104.799   | 104.799   |
| ***D  | FLORIDA RETIREMENT SYSTEM   | 0       | 19.905    | 19.905    |
| ***D  | AVIVA INVESTORS   | 0       |           |           |



*Handwritten signature*

## LISTA ESITO DELLA VOTAZIONE

Oggetto: **Voto per azione di responsabilità contro il Presidente Avv. Nicola Maione proposta dal Socio Bluebell Partners. CONTRARI**

| Badge | Ragione Sociale  | Proprio | Delega    | Totale    |
|-------|--|---------|-----------|-----------|
| **D   | FLORIDA RETIREMENT SYSTEM  | 0       | 110.000   | 110.000   |
| **D   | MACKENZIE INTERNATIONAL EQUITY INDEX ETF   | 0       | 93.367    | 93.367    |
| **D   | ISHARES VII PUBLIC LIMITED COMPANY   | 0       | 4.069.061 | 4.069.061 |
| **D   | BLACKROCK LIFE LTD   | 0       | 300.160   | 300.160   |
| **D   | ISHARES II PUBLIC LIMITED COMPANY  | 0       | 2.504.274 | 2.504.274 |
| **D   | MACKENZIE GLOBAL EQUITY INCOME FUND  | 0       | 367.063   | 367.063   |
| **D   | FLORIDA RETIREMENT SYSTEM  | 0       | 71.900    | 71.900    |
| **D   | BOARD OF PENSIONS OF THE EVANGELICAL LUTHERAN CHURCH IN AMER                     | 0       | 244.738   | 244.738   |
| **D   | MACK COMPREHENSIVE EQUITY POOL   | 0       | 14.432    | 14.432    |
| **D   | THE ESB PENSION FUND   | 0       | 16.215    | 16.215    |
| **D   | STATE OIL FUND OF THE REPUBLIC OF AZERBAIJAN                                     | 0       | 2.093     | 2.093     |
| **D   | GOLDMAN SACHS ETF TRUST -GOLDMAN SACHS MARKETBETA INTERNATIONAL EQUITY ETF       | 0       | 88.432    | 88.432    |
| **D   | COMMONWEALTH OF PENNSYLVANIA STATE EMPLOYEES' RETIREMENT SYSTEM                  | 0       | 8.975     | 8.975     |
| **D   | MACK EAFE EQUITY POOL  | 0       | 45.125    | 45.125    |
| **D   | AMUNDI IRELAND LIMITED   | 0       | 1.713     | 1.713     |
| **D   | UBS TRPL INCO ERPN BK EOY STRTGY FD  | 0       | 45.257    | 45.257    |
| **D   | GREAT-WEST INTERNATIONAL INDEX FUND  | 0       | 312.276   | 312.276   |
| **D   | EMPLOYEES' RETIREMENT SYSTEM OF THE CITY OF BALTIMORE                            | 0       | 9.194     | 9.194     |
| **D   | SHELL CANADA 2007 PENSION PLAN   | 0       | 4.086     | 4.086     |
| **D   | AVIVA INVESTORS GLOBAL   | 0       | 24.533    | 24.533    |
| **D   | LOCKHEED MARTIN CORPORATION MASTER RETIREMENT TRUST                              | 0       | 41.036    | 41.036    |
| **D   | BLACKROCK SOLUTIONS FUNDS ICAV   | 0       | 82.999    | 82.999    |
| **D   | EUROPEAN CENTRAL BANK  | 0       | 33.907    | 33.907    |
| **D   | PUBLIC SCHOOL TEACHERS PENSION AND RETIREMENT FUND OF CHICAGO                    | 0       | 1.885     | 1.885     |
| **D   | AZL INTERNATIONAL INDEX FUND   | 0       | 104.522   | 104.522   |
| **D   | WS DEVELOPED MARKETS EX NORTH AMERICA SR INDEX ETF                               | 0       | 57.872    | 57.872    |
| **D   | GREAT-WEST CORE STRATEGIES - INTERNATIONAL EQUITY FUND                           | 0       | 51.588    | 51.588    |
| **D   | BNY MELLON (INTL) LTD AS TRUSTEE OF ISHARES CONTINENTAL EUROPEAN EQUITY ESG INDE | 0       | 368.786   | 368.786   |
| **D   | AIB GROUP IRISH PENSION SCHEME   | 0       | 1.167     | 1.167     |
| **D   | AURION GLOBAL EQUITY FUND  | 0       | 6.606     | 6.606     |
| **D   | VANGUARD INTERNATIONAL HIGH DIVIDEND YIELD INDEX FUND                            | 0       | 2.226.361 | 2.226.361 |
| **D   | ISHARES PUBLIC LIMITED COMPANY   | 0       | 518.059   | 518.059   |
| **D   | ABB PENSION FUND   | 0       | 4.276     | 4.276     |
| **D   | COUNTY EMPLOYEES ANNUITY AND BENEFIT FUND OF COOK COUNTY                         | 0       | 361.343   | 361.343   |
| **D   | BOARD OF PENSIONS OF THE EVANGELICAL LUTHERAN CHURCH IN AMER                     | 0       | 26.854    | 26.854    |
| **D   | THE EUROPEAN CENTRAL BANK  | 0       | 26.795    | 26.795    |
| **D   | DWS INVESTMENT GMBH ON BEHALF OF DWS-FONDS ZDV EVO                               | 0       | 2.383     | 2.383     |
| **D   | GLOBAL X SANDP CATHOLIC VALUES DEVELOPED EX-U.S. ETF                             | 0       | 4.994     | 4.994     |
| **D   | INVESTINGFOREINGEN NYKREDIT INVEST   | 0       | 27.433    | 27.433    |
| **D   | FIDELITY CONCORD STREET TRUST: FIDELITY INTERNATIONAL INDEX FUND                 | 0       | 7.264.686 | 7.264.686 |
| **D   | INTERNATIONAL BANK FOR RECONSTRUCTION AND DEVELOPMENT                            | 0       | 23.212    | 23.212    |
| **D   | DEAM-FONDS ZDV   | 0       | 13.325    | 13.325    |
| **D   | ALASKA PERMANENT FUND CORPORATION  | 0       | 41.778    | 41.778    |
| **D   | PMPT-INKA-FONDS  | 0       | 62.365    | 62.365    |
| **D   | DEUTSCHE DCG EQ  | 0       | 5.859     | 5.859     |
| **D   | BRIDGEWATER BLUE PEAK FUND, LP   | 0       | 1.909     | 1.909     |
| **D   | DWS INVESTMENT GMBH ON BEHALF OF DEAM-FONDS ZAT 1                                | 0       | 137.655   | 137.655   |
| **D   | KAPITALFORENINGEN INVESTIN PRO, GLOBAL EQUITIES I                                | 0       | 108.536   | 108.536   |

LISTA ESITO DELLA VOTAZIONE

Oggetto: **Voto per azione di responsabilit  contro il Presidente Avv. Nicola Maione proposta dal Socio Bluebell Partners. CONTRARI**

| Badge | Ragione Sociale   | Proprio | Delega    | Totale    |
|-------|---|---------|-----------|-----------|
| ***   | INVESTINGFORENINGEN NYKREDIT INVEST GLOBALE AKTIER BASIS  | 0       | 27.811    | 27.811    |
| ***   | INTERNATIONALE KAPITALANLAGEGESELLSCHAFT MBH ACTING FOR ACCOUNT OF ZFO AKTIEN EUROPA            | 0       | 32.772    | 32.772    |
| ***   | COUNTY EMPLOYEES ANNUITY AND BENEFIT FUND OF COOK COUNTY  | 0       | 1         | 1         |
| ***   | KAPITALFORENINGEN INVESTIN PRO, GLOBAL EQUITIES III   | 0       | 124.122   | 124.122   |
| ***   | ENERGY INSURANCE MUTUAL LIMITED   | 0       | 16.920    | 16.920    |
| ***   | INVESTINGFORENINGEN SPARINVEST INDEX EUROPA VALUE KL  | 0       | 106.179   | 106.179   |
| ***   | INTERNATIONAL BANK FOR RECONSTRUCTION AND DEVELOPMENT   | 0       | 3.631     | 3.631     |
| ***   | BLACKROCK SOLUTIONS FUNDS ICAV  | 0       | 171.988   | 171.988   |
| ***   | PUBLIC EMPLOYEES RETIREMENT ASSOCIATION OF NEW MEXICO   | 0       | 129.827   | 129.827   |
| ***   | BLACKROCK FUND MANAGERS LTD   | 0       | 1.866.476 | 1.866.476 |
| ***   | INTERNATIONAL BANK FOR RECONSTRUCTION AND DEVELOPMENT   | 0       | 11.717    | 11.717    |
| ***   | INTERNATIONALE KAPITALANLAGEGESELLSCHAFT MBH ACTING FOR ACCOUNT OF INKA PBEAKK                  | 0       | 20.546    | 20.546    |
| ***   | NEXTERA ENERGY DUANE ARNOLD, LLC QUALIFIED DECOMMISSIONING TRUST                                | 0       | 2.077     | 2.077     |
| ***   | DWS INVESTMENT GMBH ON BEHALF OF DWS-FONDS BPT  | 0       | 270.000   | 270.000   |
| ***   | BLACKROCK FUND MANAGERS LTD   | 0       | 5.876.822 | 5.876.822 |
| ***   | METROPOLITAN LIFE INSURANCE COMPANY   | 0       | 41.149    | 41.149    |
| ***   | SC EDISON NUCLEAR FACILITIES QUALIFIED CPUC DECOMMISSIONING MASTER TR                           | 0       | 15.534    | 15.534    |
| ***   | FIDELITY SAI INTERNATIONAL INDEX FUND   | 0       | 751.009   | 751.009   |
| ***   | ENSIGN PEAK ADVISORS INC  | 0       | 68.851    | 68.851    |
| ***   | BRUCE POWER PENSION PLAN  | 0       | 5.968     | 5.968     |
| ***   | WISDOMTREE EUROPE HEDGED SMALLCAP EQUITY FUND   | 0       | 255.610   | 255.610   |
| ***   | STATE OF WISCONSIN INVESTMENT BOARD   | 0       | 2         | 2         |
| ***   | BANK OF KOREA   | 0       | 285.868   | 285.868   |
| ***   | TEXAS PERMANENT SCHOOL FUND CORP  | 0       | 1         | 1         |
| ***   | PUBLIC EMPLOYEE RETIREMENT SYSTEM OF IDAHO  | 0       | 24.929    | 24.929    |
| ***   | VANGUARD GLOBAL DIVIDEND FUND   | 0       | 148.493   | 148.493   |
| ***   | AZL DFA INTERNATIONAL CORE EQUITY FUND  | 0       | 8.643     | 8.643     |
| ***   | TEXAS PERMANENT SCHOOL FUND CORPORATION   | 0       | 1         | 1         |
| ***   | BLACKROCK LIFE LIMITED  | 0       | 100       | 100       |
| ***   | VIRGINIA RETIREMENT SYSTEM  | 0       | 407.378   | 407.378   |
| ***   | FRANKLIN TEMPLETON ETF TRUST - FRANKLIN INTERNATIONAL CORE DIVIDEND TILT INDEX ETF              | 0       | 102.560   | 102.560   |
| ***   | IPC MULTI-FACTOR INTERNATIONAL EQUITY   | 0       | 190.309   | 190.309   |
| ***   | T. ROWE PRICE GLOBAL EX-U.S. EQUITY MACRO POOL  | 0       | 1.353     | 1.353     |
| ***   | FRANKLIN INTERNATIONAL EQUITY INDEX ETF   | 0       | 30.082    | 30.082    |
| ***   | BLACKROCK GLOBAL FUNDS  | 0       | 5.367.074 | 5.367.074 |
| ***   | CIBC INTERNATIONAL INDEX FUND   | 0       | 91.710    | 91.710    |
| ***   | PITTSBURGH THEOLOGICAL SEMINARY OF THE PRESBYTERIAN CHURCH (USA                                 | 0       | 4.151     | 4.151     |
| ***   | PACIFIC GAS AND ELECTRIC COMPANY NUCLEAR FACILITIES QUALIFIED CPUC DECOMMISSIONING MASTER TRUST | 0       | 23.417    | 23.417    |
| ***   | TEXTRON INC MASTER TRUST  | 0       | 197.743   | 197.743   |
| ***   | LAY EMPLOYEES RETIREMENT PLAN OF THE ARCHDIOCESE OF PHILADELPHIA                                | 0       | 24.681    | 24.681    |
| ***   | COMMISSION DE LA CAISSE COMMUNE   | 0       | 25.950    | 25.950    |
| ***   | FIRST TRUST GLOBAL FUNDS PLC - FIRST TRUST GLOBAL EQUITY INCOME UCITS ETF                       | 0       | 129.309   | 129.309   |
| ***   | VOYA INTERNATIONAL HIGH DIVIDEND LOW VOLATILITY PORTFOLIO                                       | 0       | 59.492    | 59.492    |
| ***   | THE SEVENTH SWEDISH NATIONAL PENSION FUND - AP 7 EQUITY FUND                                    | 0       | 409.316   | 409.316   |
| ***   | VIRGINIA RETIREMENT SYSTEM  | 0       | 1         | 1         |
| ***   | BANK OF KOREA   | 0       | 112.447   | 112.447   |
| ***   | FRANKLIN TEMPLETON ICAV   | 0       | 9.300     | 9.300     |
| ***   | CIBC INTERNATIONAL EQUITY INDEX POOL  | 0       | 7.205     | 7.205     |



Pagina 21

Aventi diritto: 1.915 Teste: 70  
 in proprio: 56 in delega: 1.859

*Handwritten initials*

## LISTA ESITO DELLA VOTAZIONE


Oggetto: **Voto per azione di responsabilità contro il Presidente Avv. Nicola Maione proposta dal Socio Bluebell Partners. CONTRARI**

| Badge | Ragione Sociale  | Proprio | Delega    | Totale    |
|-------|--|---------|-----------|-----------|
| **D   | AXA MPS FINANCIAL DESIGNATED ACTIVITY CO   | 0       | 380.000   | 380.000   |
| **D   | NSP-MINNESOTA PRAIRIE I RETAIL QUALIFIED TRUST                                       | 0       | 10.152    | 10.152    |
| **D   | VIRTUS GLOBAL ALLOCATION FUND  | 0       | 48.444    | 48.444    |
| **D   | KENTUCKY RETIREMENT SYSTEMS  | 0       | 832.021   | 832.021   |
| **D   | ALASKA PERMANENT FUND CORPORATION  | 0       | 163.684   | 163.684   |
| **D   | NSP-MONTICELLO MINNESOTA RETAIL QUALIFIED TRUST                                      | 0       | 23.678    | 23.678    |
| **D   | PUBLIC EMPLOYEES' RETIREMENT SYSTEM OF MISSISSIPPI                                   | 0       | 233.951   | 233.951   |
| **D   | BNY MELLON INTERNATIONAL EQUITY ETF  | 0       | 81.414    | 81.414    |
| **D   | CIBC INTERNATIONAL EQUITY INDEX ETF  | 0       | 31.256    | 31.256    |
| **D   | THE BOARD OF PENSIONS OF THE PRESBYTERIAN CHURCH (USA)                               | 0       | 42.346    | 42.346    |
| **D   | PRINCIPAL FUNDS, INC. - OVERSEAS FUND  | 0       | 19.114    | 19.114    |
| **D   | THE STANDARD BANK OF SOUTH AFRICA LTD  | 0       | 214.512   | 214.512   |
| **D   | WISDOMTREE DYNAMIC CURRENCY HEDGED INTERNATIONAL EQUITY FUND                         | 0       | 203.901   | 203.901   |
| **D   | UNIVERSITY OF NOTRE DAME DU LAC  | 0       | 65.398    | 65.398    |
| **D   | PUBLIC SCHOOL TEACHERS PENSION AND RETIREMENT FUND OF CHICAGO                        | 0       | 1.058     | 1.058     |
| **D   | COUNTY EMPLOYEES ANNUITY AND BENEFIT FUND OF COOK COUNTY                             | 0       | 1         | 1         |
| **D   | U.S. ARMY NONAPPROPRIATED FUND EMPLOYEE RETIREMENT PLAN                              | 0       | 1         | 1         |
| **D   | XTRACKERS MSCI KOKUSAI EQUITY ETF  | 0       | 18.352    | 18.352    |
| **D   | WISDOMTREE GLOBAL HIGH DIVIDEND FUND   | 0       | 12.729    | 12.729    |
| **D   | FRANKLIN TEMPLETON ETF TRUST FRANKLIN FTSE EUROPE ETF                                | 0       | 16.575    | 16.575    |
| **D   | ADVANCED SERIES TRUST-AST GLOBAL BOND PORTFOLIO                                      | 0       | 2.414.277 | 2.414.277 |
| **D   | INVESTERINGSFORENINGEN LAEGERNES INVEST  | 0       | 9.434     | 9.434     |
| **D   | STICHTING BEDRIJFSPENSIOENFONDS VOOR HET BAKKERSBEDRIJF                              | 0       | 22.404    | 22.404    |
| **D   | XTRACKERS MSCI ALL WORLD EX US HEDGED EQUITY ETF                                     | 0       | 12.905    | 12.905    |
| **D   | VOYA INTERNATIONAL INDEX PORTFOLIO   | 0       | 55.344    | 55.344    |
| **D   | IMPERIAL INTERNATIONAL EQUITY POOL   | 0       | 69.125    | 69.125    |
| **D   | FRANKLIN INTERNATIONAL LOW VOLATILITY HIGH DIVIDEND INDEX ETF                        | 0       | 6.637.270 | 6.637.270 |
| **D   | NSP-MINNESOTA RETAIL PRAIRIE II QUALIFIED TRUST                                      | 0       | 12.535    | 12.535    |
| **D   | CIBC EUROPEAN INDEX FUND   | 0       | 10.519    | 10.519    |
| **D   | CANADIAN BROADCASTING CORPORATION PENSION PLAN                                       | 0       | 384.330   | 384.330   |
| **D   | NS PENSION PUBLIC EQUITY FUND  | 0       | 344.293   | 344.293   |
| **D   | IQ 50 PERCENT HEDGED FTSE INTERNATIONAL ETF  | 0       | 119.192   | 119.192   |
| **D   | WISDOMTREE INTERNATIONAL HIGH DIVIDEND FUND  | 0       | 64.008    | 64.008    |
| **D   | XTRACKERS MSCI EUROPE HEDGED EQUITY ETF  | 0       | 98.421    | 98.421    |
| **D   | FRANKLIN TEMPLETON ETF TRUST FRANKLIN FTSE EUROZONE ETF                              | 0       | 19.060    | 19.060    |
| **D   | LOUISIANA STATE EMPLOYEES' RETIREMENT SYSTEM   | 0       | 77.914    | 77.914    |
| **D   | BNY MELLON INDEX FUNDS, INC. - BNY MELLON INTERNATIONAL STOCK INDEX FUND             | 0       | 28.944    | 28.944    |
| **D   | STICHTING PENSIOENFONDS HORECA AND CATERING  | 0       | 26.824    | 26.824    |
| **D   | PRINCIPAL FUNDS, INC. - INTERNATIONAL EQUITY INDEX FUND                              | 0       | 104.381   | 104.381   |
| **D   | WISDOMTREE INTERNATIONAL LARGE CAP DIVIDEND FUND                                     | 0       | 135.437   | 135.437   |
| **D   | STICHTING BEDRIJFSTAKPENSIOENFONDS VOOR HET SCHILDERS-, AFWERKINGS- ENGLASZETBEDRIJF | 0       | 25.581    | 25.581    |
| **D   | STICHTING BEDRIJFSTAKPENSIOENFONDS VOOR DE ZOETWARENINDUSTRIE                        | 0       | 15.595    | 15.595    |
| **D   | XTRACKERS MSCI EUROZONE HEDGED EQUITY ETF  | 0       | 16.085    | 16.085    |
| **D   | STICHTING PENSIOENFONDS HOOGOVENS  | 0       | 6.277     | 6.277     |
| **D   | VIRTUS WMC INTERNATIONAL DIVIDEND ETF  | 0       | 8.728     | 8.728     |
| **D   | KENTUCKY RETIREMENT SYSTEMS INSURANCE TRUST FUND                                     | 0       | 340.609   | 340.609   |
| **D   | PENSION RESERVES INVESTMENT TRUST FUND   | 0       | 236.135   | 236.135   |
| **D   | XTRACKERS MSCI EAFE HEDGED EQUITY ETF  | 0       | 776.853   | 776.853   |

## LISTA ESITO DELLA VOTAZIONE

Oggetto: **Voto per azione di responsabilità contro il Presidente Avv. Nicola Maione proposta dal Socio Bluebell Partners. CONTRARI**

| Badge | Ragione Sociale   | Proprio | Delega    | Totale    |
|-------|---|---------|-----------|-----------|
| **D   | KAPITALFORENINGEN LAEGERNES INVEST, KLI AKTIER GLOBALE INDEKS     | 0       | 42.447    | 42.447    |
| **D   | SG ERS AMUNDI ACTIONS EUROPE S                                    | 0       | 69.900    | 69.900    |
| **D   | NATIO-FONDS EUCLIDE   | 0       | 141.301   | 141.301   |
| **D   | AIM EQUITY EUROPE CANTONS   | 0       | 47.199    | 47.199    |
| **D   | SG BLACKROCK ACTIONS EURO   | 0       | 696.321   | 696.321   |
| **D   | D M SELECTION ACTIONS MIDCAP                                      | 0       | 85.000    | 85.000    |
| **D   | SG ACTIONS INTERNATIONALES  | 0       | 71.194    | 71.194    |
| **D   | SG ACTIONS ETATS-UNIS POCHES AC                                   | 0       | 125.620   | 125.620   |
| **D   | SG DNCA ACTIONS EURO  | 0       | 97.151    | 97.151    |
| **D   | AMUNDI INVESTMENT FUNDS EMU                                       | 0       | 33.882    | 33.882    |
| **D   | EUROPEAN EQUITY   | 0       | 28.962    | 28.962    |
| **D   | AMUNDI INVESTMENT FUNDS MULTI                                     | 0       | 65.777    | 65.777    |
| **D   | AMUNDI SOLUZIONI ITALIA BILAN                                     | 0       | 1.675     | 1.675     |
| **D   | AMUNDI SOLUZIONI ITALIA BILAN                                     | 0       | 1.921     | 1.921     |
| **D   | MULTI UNITS LUXEMBOURG AMUNDI                                     | 0       | 11.400    | 11.400    |
| **D   | AMUNDI FUND SOLUTIONS - MULTI                                     | 0       | 847.178   | 847.178   |
| **D   | AMUNDI AUSTRIA  | 0       | 518.622   | 518.622   |
| **D   | AMUNDI SGR SPA / AMUNDI RISPARMIO ITALIA                          | 0       | 1.610.016 | 1.610.016 |
| **D   | AMUNDI SGR SPA/AMUNDI SVILUPPO ATTIVO ITALIA                      | 0       | 177.363   | 177.363   |
| **D   | AMUNDI SGR SPA - CORE PENSION                                     | 0       | 25.815    | 25.815    |
| **D   | AMUNDI SGR SPA/AMUNDI ELITE MULTI ASSET FLEXIBLE                  | 0       | 27.274    | 27.274    |
| **D   | AMUNDI SGR SPA / AMUNDI BILANCIATO PIU'                           | 0       | 88.176    | 88.176    |
| **D   | AMUNDI SGR SPA / AMUNDI OBBLIGAZIONARIO PIU' A DISTRIBUZIONE      | 0       | 573.231   | 573.231   |
| **D   | AMUNDI SGR SPA -SECONDPENSIONE                                    | 0       | 19.491    | 19.491    |
| **D   | SEI GLOBAL MASTER FUND PLC THE                                    | 0       | 5.805     | 5.805     |
| **D   | AB SICAV III - DYNAMIC ALL MAR                                    | 0       | 32.346    | 32.346    |
| **D   | KOKUSAI EQUITY INDEX FUND, A S                                    | 0       | 50.632    | 50.632    |
| **D   | MORGAN STANLEY PATHWAY FUNDS                                      | 0       | 761.749   | 761.749   |
| **D   | AB SICAV I - ALL MARKET INCOME                                    | 0       | 116.304   | 116.304   |
| **D   | BRIDGE BUILDER INTERNATIONAL E                                    | 0       | 34.002    | 34.002    |
| **D   | DESTINATIONS INTERNATIONAL EQU                                    | 0       | 4.298     | 4.298     |
| **D   | NZAM EURO STOXX PARIS-ALIGNED                                     | 0       | 91.400    | 91.400    |
| **D   | THE NOMURA TRUST AND BANKING C                                    | 0       | 182.438   | 182.438   |
| **D   | GLOBAL X ETFs ICAY  | 0       | 2.237     | 2.237     |
| **D   | ICP PLACEMENT   | 0       | 156.708   | 156.708   |
| **D   | SOGECAP ACTIONS - MID CAP   | 0       | 169.405   | 169.405   |
| **D   | SOGECAP AP CLIMAT PAB   | 0       | 463       | 463       |
| **D   | AMUNDI MSCI WORLD EX USA SCREE                                    | 0       | 2.168.001 | 2.168.001 |
| **D   | MULTI UNITS FRANCE AMUNDI FTSE                                    | 0       | 100.261   | 100.261   |
| **D   | MULTI UNITS FRANCE AMUNDI MSCI                                    | 0       | 90.000    | 90.000    |
| ***   | GEORGE JOSEPH   | 0       | 726.724   | 726.724   |
| **D   | UBS (LUX) INSTITUTIONAL FUND - EQUITIES EUROPE (EX CH) PASSIVE II | 0       | 313.164   | 313.164   |
| **D   | UBS (LUX) INSTITUTIONAL FUND - EQUITIES EUROPE (EX CH) PASSIVE    | 0       | 2.690     | 2.690     |
| **D   | MIGROS BANK (LUX) FONDS 30  | 0       | 5.570     | 5.570     |
| **D   | MIGROS BANK (LUX) FONDS 50  | 0       | 2.700     | 2.700     |
| **D   | MIGROS BANK (LUX) FONDS INTERSTOCK                                | 0       | 1.156.532 | 1.156.532 |
| **D   | UBS (LUX) EQUITY SICAV - GLOBAL HIGH DIVIDEND                     | 0       | 39.000    | 39.000    |
| **D   | UBS FUND MANAGEMENT (LUXEMBOURG) SA                               | 0       |           |           |



## LISTA ESITO DELLA VOTAZIONE

Oggetto: **Voto per azione di responsabilità contro il Presidente Avv. Nicola Maione proposta dal Socio Bluebell Partners. CONTRARI**

| Badge | Ragione Sociale  | Proprio | Delega     | Totale     |
|-------|--|---------|------------|------------|
| **D   | UBS FUND MANAGEMENT (SWITZERLAND) AG.                        | 0       | 36.653     | 36.653     |
| **D   | UBS FUND MANAGEMENT (SWITZERLAND) AG.                        | 0       | 684.855    | 684.855    |
| **D   | GMT I PLACEMENTS TRADITIONNELS ACTIONS ETRANGERES            | 0       | 22.462     | 22.462     |
| **D   | NORGES BANK  | 0       | 16.295.833 | 16.295.833 |
| **D   | GOVERNMENT OF NORWAY   | 0       | 127        | 127        |
| **D   | STICHTING PENSIOENFONDS ING                                  | 0       | 67.816     | 67.816     |
| **D   | LEGAL & GENERAL CCF  | 0       | 21.714     | 21.714     |
| **D   | LEGAL AND GENERAL CCF  | 0       | 1.542      | 1.542      |
| **D   | THE PUBLIC INSTITUTION FOR SOCIAL SECURITY                   | 0       | 514.333    | 514.333    |
| **D   | THE PUBLIC INSTITUTION FOR SOCIAL SECURITY                   | 0       | 31.527     | 31.527     |
| **D   | INTERNATIONAL FUND FOR AGRICULTURAL DEVELOPMENT              | 0       | 2.996      | 2.996      |
| **D   | WHEELS COMMON INVESTMENT FUND.                               | 0       | 9.945      | 9.945      |
| **D   | STICHTING BEDRIJFSTAKPENSIOENFONDS VOOR DE DETAILHANDEL      | 0       | 100        | 100        |
| **D   | PREMIER MITON DIVERSIFIED GROWTH FUND                        | 0       | 324.976    | 324.976    |
| **D   | PREMIER MITON DIVERSIFIED CAUTIOUS GROWTH FUND               | 0       | 48.099     | 48.099     |
| **D   | PREMIER MITON DIVERSIFIED BALANCED GROWTH FUND               | 0       | 98.746     | 98.746     |
| **D   | PREMIER MITON DIVERSIFIED INCOME FUND                        | 0       | 49.351     | 49.351     |
| **D   | PREMIER MITON DIVERSIFIED DYNAMIC GROWTH FUND                | 0       | 69.264     | 69.264     |
| **D   | LEGAL & GENERAL FUTURE WORLD ESG T&O DEVELOPED FOSSIL FUEL E | 0       | 31.730     | 31.730     |
| **D   | LEGAL & GENERAL GLOBAL EQUITY INDEX FUND                     | 0       | 61.895     | 61.895     |
| **D   | LEGAL & GENERAL FUTURE WORLD ESG TILTED AND OPTIMISED DEVELO | 0       | 64.902     | 64.902     |
| **D   | LEGAL & GENERAL FUTURE WORLD ESG TILTED AND OPTIMISED EUROPE | 0       | 45.137     | 45.137     |
| **D   | JUPITER GLOBAL FINANCIAL INNOVATION FUND                     | 0       | 166.423    | 166.423    |
| **D   | JUPITER FINANCIAL OPPORTUNITIES FUND                         | 0       | 1.068.679  | 1.068.679  |
| **D   | LEGAL AND GENERAL EUROPEAN INDEX TRUST                       | 0       | 1.140.348  | 1.140.348  |
| **D   | LEGAL AND GENERAL INTERNATIONAL INDEX TRUST                  | 0       | 242.938    | 242.938    |
| **D   | ARTEMIS MONTHLY DISTRIBUTION FUND                            | 0       | 2.497.176  | 2.497.176  |
| **D   | ARTEMIS GLOBAL INCOME FUND                                   | 0       | 16.336.900 | 16.336.900 |
| **D   | PRESCIENT FUND SERVICES IRELAND LIMITED ACTING IN ITS CAPACI | 0       | 19.109     | 19.109     |
| **D   | CANTOR FITZGERALD INVESTMENT TRUST                           | 0       | 305.702    | 305.702    |
| **D   | CANTOR FITZGERALD ASSET MANAGEMENT EUROPE                    | 0       | 1.579.677  | 1.579.677  |
| **D   | STATE STREET GLOBAL ADVISORS GROSS ROLL UP UNIT TRUST        | 0       | 12.242     | 12.242     |
| **D   | BARCLAYS MULTI-MANAGER FUND PLC                              | 0       | 60.491     | 60.491     |
| **D   | SKYLINE UMBRELLA FUND ICAV                                   | 0       | 562.126    | 562.126    |
| **D   | OSMOSIS ICAV   | 0       | 44.952     | 44.952     |
| **D   | LEGAL & GENERAL ICAV.  | 0       | 4.001      | 4.001      |
| **D   | VERDIPAPIRFONDET KLP AKSJEUROPA INDEKS.                      | 0       | 1.684      | 1.684      |
| **D   | VERDIPAPIRFONDET KLP AKSJE GLOBAL INDEKS                     | 0       | 4.304      | 4.304      |
| **D   | VERDIPAPIRFONDET KLP AKSJEGLOBAL INDEKS X1                   | 0       | 200        | 200        |
| **D   | ARTEMIS FUNDS (LUX).   | 0       | 10.596     | 10.596     |
| **D   | PUBLIC SECTOR PENSION INVESTMENT BOARD.                      | 0       | 846.436    | 846.436    |
| **D   | SPARTAN GROUP TRUST FOR EMPLOYEE BENEFIT PLANS.              | 0       | 3.090.678  | 3.090.678  |
| **D   | USAA GENERAL INDEMNITY COMPANY                               | 0       | 6.553      | 6.553      |
| **D   | GARRISON PROPERTY AND CASUALTY INSURANCE COMPANY             | 0       | 3.374      | 3.374      |
| **D   | USAA CASUALTY INSURANCE COMPANY                              | 0       | 14.363     | 14.363     |
| **D   | ROBECO INSTITUTIONAL ASSET MANAGEMENT B V AS THE MANAGER OF  | 0       | 4.736      | 4.736      |
| **D   | CG TPT AUTHORISED CONTRACTUAL SCHEME                         | 0       | 14.852     | 14.852     |
| **D   | NORTHERN TRUST UCITS FGR FUND                                | 0       | 485.012    | 485.012    |


## LISTA ESITO DELLA VOTAZIONE

Oggetto: **Voto per azione di responsabilità contro il Presidente Avv. Nicola Maione proposta dal Socio Bluebell Partners. CONTRARI**

| Badge | Ragione Sociale   | Proprio | Delega  | Totale  |
|-------|---|---------|---------|---------|
| **D   | NORTHERN TRUST UCITS FGR FUND   | 0       | 35.415  | 35.415  |
| **D   | UPCW UNION AND PARTICIPATING FOOD INDUSTRY EMPLOYERS TRI-STA.                                   | 0       | 8.701   | 8.701   |
| **D   | CSAA INSURANCE EXCHANGE   | 0       | 8.346   | 8.346   |
| **D   | GLOBAL DEVELOPED MARKET PASSIVE EQUITY FUND   | 0       | 9.619   | 9.619   |
| **D   | PUBLIC EMPLOYEES RETIREMENT ASSOCIATION OF COLORADO   | 0       | 323.425 | 323.425 |
| **D   | FUTURE FUND BOARD OF GUARDIANS FOR AND ON BEHALF OF FUTURE F                                    | 0       | 183.103 | 183.103 |
| **D   | FUTURE FUND BOARD OF GUARDIANS FOR AND ON BEHALF OF FUTURE F                                    | 0       | 792.587 | 792.587 |
| **D   | FUTURE FUND BOARD OF GUARDIANS FOR AND ON BEHALF OF THE MEDI.                                   | 0       | 37.699  | 37.699  |
| **D   | NORTHERN TRUST UCITS COMMON CONTRACTUAL FUND  | 0       | 823.095 | 823.095 |
| **D   | LABORERS' AND RETIREMENT BOARD EMPLOYEES' ANNUITY & BENEFIT                                     | 0       | 90.220  | 90.220  |
| **D   | CONSUMERS ENERGY COMPANY NON-UNION WELFARE BENEFIT TRUST TO PROVIDE FOR RETIREE HEALTH CARE AND | 0       | 3.510   | 3.510   |
| **D   | CHICAGO TRANSIT AUTHORITY RETIREE HEALTHCARE TRUST.   | 0       | 42.223  | 42.223  |
| **D   | ACORN 1998 TRUST.   | 0       | 1.291   | 1.291   |
| **D   | GREENFINCH FOUNDATION   | 0       | 8.320   | 8.320   |
| **D   | JOSHUA GREEN CORPORATION  | 0       | 18.483  | 18.483  |
| **D   | ESSENTIA HEALTH   | 0       | 7.932   | 7.932   |
| **D   | CONSTELLATION FITZPATRICK QUALIFIED FUND  | 0       | 7.425   | 7.425   |
| **D   | JTW TRUST NO. 3 UAD 9/19/02.  | 0       | 3.867   | 3.867   |
| **D   | THE KING'S COLLEGE OF OUR LADY AND SAINT NICHOLAS IN CAMBRID                                    | 0       | 1.143   | 1.143   |
| **D   | NTGI-QM COMMON DAILY EAFE   | 0       | 281.612 | 281.612 |
| **D   | FIDELITY INVESTMENTS CHARITABLE GIFT FUND DTD 8/18/2009   | 0       | 17.982  | 17.982  |
| **D   | EXELON CORPORATION EMPLOYEES BENEFIT TRUST FOR MANAGEMENT EM                                    | 0       | 91      | 91      |
| **D   | S. ROBSON WALTON 2009 GRAT NO. 4 ARTICLE II TRUST   | 0       | 8.286   | 8.286   |
| **D   | THOMAS L. WALTON FAMILY TRUST UAD 03/1 9/13   | 0       | 15.360  | 15.360  |
| **D   | THE TRUSTEES OF THE HENRY SMITH CHARITY.  | 0       | 6.249   | 6.249   |
| **D   | PIVOTAL PHILANTHROPIES FOUNDATION   | 0       | 3.933   | 3.933   |
| **D   | NORTHERN TRUST COMMON ALL COUNTRY WORLD EX-US INVESTABLE MAR                                    | 0       | 69.634  | 69.634  |
| **D   | ROSEFINCH FOUNDATION  | 0       | 8.320   | 8.320   |
| **D   | SRW 2009 FRIENDS AND FAMILY CONTINUATION TRUST  | 0       | 716     | 716     |
| **D   | SNOWFINCH FOUNDATION  | 0       | 8.320   | 8.320   |
| **D   | NATIONAL CATHOLIC INVESTMENT TRUST  | 0       | 2.699   | 2.699   |
| **D   | NATWEST TRUSTEE AND DEPOSITARY SERVICES LIMITED AS TRUSTEE O                                    | 0       | 4.743   | 4.743   |
| **D   | OAKLAND COUNTY VEDA.  | 0       | 96.055  | 96.055  |
| **D   | THE HARTFORD ROMAN CATHOLIC DIOCESAN CORPORATION RETIREMENT                                     | 0       | 1.101   | 1.101   |
| **D   | ARVEST FOUNDATION   | 0       | 1.013   | 1.013   |
| **D   | CHARLES C. GATES TRUST OF 6/30/1941   | 0       | 19.103  | 19.103  |
| **D   | THE ARCHDIOCESE OF HARTFORD INVESTMENT TRUST  | 0       | 2.716   | 2.716   |
| **D   | UNITED SERVICES AUTOMOBILE ASSOCIATION  | 0       | 15.695  | 15.695  |
| **D   | HONG KONG SPECIAL ADMINISTRATIVE REGION GOVERNMENT EXCHANGE                                     | 0       | 561.634 | 561.634 |
| **D   | HONG KONG SPECIAL ADMINISTRATIVE REGION GOVERNMENT EXCHANGE                                     | 0       | 245.536 | 245.536 |
| **D   | BEAT DRUGS FUND ASSOCIATION   | 0       | 3.229   | 3.229   |
| **D   | HOSPITAL AUTHORITY PROVIDENT FUND SCHEME  | 0       | 75.246  | 75.246  |
| **D   | INTERNATIONAL EQUITY FUND LLC   | 0       | 7.467   | 7.467   |
| **D   | INTERNATIONAL EXPATRIATE BENEFIT MASTER TRUST   | 0       | 6.461   | 6.461   |
| **D   | ARGA FUND TRUST SERIES - ARGA INTERNATIONAL FUND  | 0       | 114.881 | 114.881 |
| **D   | EVA VALLEY MAI LLC  | 0       | 9.891   | 9.891   |
| **D   | FUNDO DE PENSOES .  | 0       | 21.322  | 21.322  |
| **D   | FOURTH AVENUE INVESTMENT COMPANY LIMITED PARTNERSHIP  | 0       | 47.253  | 47.253  |

Avanti diritto: 1.915 Teste: 70  
in proprio: 56 in delega: 1.859

Pagina 25



*[Handwritten signature]*

*[Handwritten signature]*

## LISTA ESITO DELLA VOTAZIONE

Oggetto: **Voto per azione di responsabilità contro il Presidente Avv. Nicola Maione proposta dal Socio Bluebell Partners. CONTRARI**

| Badge | Ragione Sociale   | Proprio | Delega    | Totale    |
|-------|---|---------|-----------|-----------|
| **D   | FIDLER PARTNERS LLC   | 0       | 901       | 901       |
| **D   | DYNASTY INVEST LTD  | 0       | 4.093     | 4.093     |
| **D   | DILLON MARKETABLE SECURITIES COMMON TRUST FUND.                     | 0       | 4.858     | 4.858     |
| **D   | DELFINCO LP   | 0       | 50.148    | 50.148    |
| **D   | LAKE AVENUE INVESTMENTS LLC   | 0       | 39.922    | 39.922    |
| **D   | ARGA INTERNATIONAL SECTOR-NEUTRAL VALUE EQUITY FUND                 | 0       | 1.828     | 1.828     |
| **D   | RPIP LP.  | 0       | 11.402    | 11.402    |
| **D   | FCM INTERNATIONAL LLC   | 0       | 21.854    | 21.854    |
| **D   | THYSSEN GLOBAL INVESTMENTS LLC                                      | 0       | 8.400     | 8.400     |
| **D   | ARGA INTERNATIONAL DIVERSIFIED VALUE FUND LP                        | 0       | 1.493     | 1.493     |
| **D   | ARGA GLOBAL DIVERSIFIED VALUE FUND LP                               | 0       | 1.293     | 1.293     |
| **D   | ARGA EUROPEAN EQUITY FUND LP  | 0       | 1.630     | 1.630     |
| **D   | 801 INVESTMENTS LLC   | 0       | 12.753    | 12.753    |
| **D   | AVALON PORTFOLIO II, LLC  | 0       | 11.274    | 11.274    |
| **D   | BEAR CREEK INVESTMENT LLC   | 0       | 33.564    | 33.564    |
| **D   | BUILDERS ASSET MANAGEMENT WATER LLC                                 | 0       | 45.193    | 45.193    |
| **D   | METIS EQUITY TRUST  | 0       | 29.629    | 29.629    |
| **D   | GLOBAL BOND FUND LLC WAYCROSSE INC                                  | 0       | 81.306    | 81.306    |
| **D   | LEGAL & GENERAL MSCI EAFE FUND LLC                                  | 0       | 194.174   | 194.174   |
| **D   | NELKE PARTNERSHIP   | 0       | 5.993     | 5.993     |
| **D   | PINK CALI LLC   | 0       | 1.966     | 1.966     |
| **D   | OMEGA FEIP LIMITED PARTNERSHIP                                      | 0       | 4.708     | 4.708     |
| **D   | SLW PORTFOLIO LLC   | 0       | 10.324    | 10.324    |
| **D   | SENTINEL INTERNATIONAL TRUST  | 0       | 19.215    | 19.215    |
| **D   | GLOBAL EQUITY SERIES OF SALT CREEK INVESTMENTS LLC                  | 0       | 10.326    | 10.326    |
| **D   | ARGA FUND TRUST SERIES - ARGA GLOBAL FUND                           | 0       | 67.423    | 67.423    |
| **D   | PRO-GEN INVESTMENTS LLC   | 0       | 6.402     | 6.402     |
| **D   | CINDY SPRINGS LLC   | 0       | 126.528   | 126.528   |
| **D   | LEGAL & GENERAL DEVELOPED MULTI-FACTOR SL FUND LLC                  | 0       | 27.676    | 27.676    |
| **D   | MBB PUBLIC MARKETS I LLC  | 0       | 92.611    | 92.611    |
| **D   | LEGAL & GENERAL MSCI EAFE SL FUND LLC                               | 0       | 92.247    | 92.247    |
| **D   | HAWTHORN DM LLC   | 0       | 40.302    | 40.302    |
| **D   | FOOD AND AGRICULTURE ORGANIZATION OF THE UNITED NATIONS             | 0       | 9.649     | 9.649     |
| **D   | UNITED NATIONS JOINT STAFF PENSION FUND.                            | 0       | 1.009.084 | 1.009.084 |
| **D   | NATIONAL COUNCIL FOR SOCIAL SECURITY FUND PRC                       | 0       | 31.033    | 31.033    |
| **D   | CHEVRON UK PENSION TRUSTEE LIMITED AS TRUSTEE OF THE CHEVRON.       | 0       | 5.653     | 5.653     |
| **D   | MINERWORKERS' PENSION SCHEME  | 0       | 194.937   | 194.937   |
| **D   | FIDELITY SALEM STREET TRUST: FIDELITY SERIES GLOBAL EX U.S.         | 0       | 2.541.647 | 2.541.647 |
| **D   | FIDELITY SALEM STREET TRUST: FIDELITY FLEX INTERNATIONAL INDEX FUND | 0       | 225.267   | 225.267   |
| **D   | THE TRUSTEES OF THE LABOURERS' PENSION FUND OF CENTRAL AND E        | 0       | 7.586     | 7.586     |
| **D   | NUNAVOT TRUST   | 0       | 5.275     | 5.275     |
| **D   | RED LIFE REINSURANCE LIMITED  | 0       | 2.611     | 2.611     |
| **D   | STATE UNIVERSITIES RETIREMENT SYSTEM                                | 0       | 437.334   | 437.334   |
| **D   | TELSTRA SUPER PTY LTD AS TRUSTEE FOR TELSTRA SUPERANNUATION         | 0       | 52.324    | 52.324    |
| **D   | MERCER GLOBAL SMALL COMPANIES SHARES FUND                           | 0       | 3.755     | 3.755     |
| **D   | MINDEROO FOUNDATION LIMITED ATO THE MINDEROO FOUNDATION TRUS        | 0       | 4.214     | 4.214     |
| **D   | MERCER PASSIVE INTERNATIONAL SHARES FUND                            | 0       | 11.797    | 11.797    |
| **D   | COMMONWEALTH SUPERANNUATION CORPORATION AS TRUSTEE FOR ARIA         | 0       | 237.775   | 237.775   |

## LISTA ESITO DELLA VOTAZIONE

Oggetto: **Voto per azione di responsabilità contro il Presidente Avv. Nicola Maione proposta dal Socio Bluebell Partners. CONTRARI**

| Badge | Ragione Sociale  | Proprio | Delega    | Totale    |
|-------|--|---------|-----------|-----------|
| **D   | OIC INTERNATIONAL EQUITIES FUND.                             | 0       | 5.686     | 5.686     |
| **D   | GOVERNMENT EMPLOYEES SUPERANNUATION BOARD.                   | 0       | 69.059    | 69.059    |
| **D   | GOVERNMENT EMPLOYEES SUPERANNUATION BOARD.                   | 0       | 114.210   | 114.210   |
| **D   | IAGM GLOBAL EQUITY TRUST.                                    | 0       | 14.971    | 14.971    |
| **D   | EQUISUPER  | 0       | 32.741    | 32.741    |
| **D   | INTERNATIONAL EQUITIES PASSIVE B UNIT TRUST                  | 0       | 3.949     | 3.949     |
| **D   | INTERNATIONAL EQUITIES B UNIT TRUST                          | 0       | 11.867    | 11.867    |
| **D   | SUPERANNUATION FUNDS MANAGEMENT CORPORATION OF SOUTH AUSTRAL | 0       | 68.110    | 68.110    |
| **D   | AUSTRALIAN CAPITAL TERRITORY                                 | 0       | 55.753    | 55.753    |
| **D   | MERCER PASSIVE SUSTAINABLE INTERNATIONAL SHARES FUND         | 0       | 575       | 575       |
| **D   | NT WORLD GREEN TRANSITION INDEX FUND                         | 0       | 2.833     | 2.833     |
| **D   | RUTGERS THE STATE UNIVERSITY                                 | 0       | 14.619    | 14.619    |
| **D   | NORTHERN TRUST INVESTMENTS COLLECTIVE FUNDS TRUST            | 0       | 3.609.011 | 3.609.011 |
| **D   | R.E. GINNA NUCLEAR POWER PLANT QUALIFIED FUND.               | 0       | 300       | 300       |
| **D   | IMPACTASSETS INC.  | 0       | 5.086     | 5.086     |
| **D   | THE NEMOURS FOUNDATION PENSION PLAN                          | 0       | 1.314     | 1.314     |
| **D   | NORTHAMPTONSHIRE PENSION FUND                                | 0       | 11.267    | 11.267    |
| **D   | OAKLAND COUNTY EMPLOYEES RETIREMENT SYSTEM                   | 0       | 40.274    | 40.274    |
| **D   | MICHIGAN CATHOLIC CONFERENCE MASTER PENSION TRUST            | 0       | 1.801     | 1.801     |
| **D   | UTAH STATE RETIREMENT SYSTEMS                                | 0       | 192.728   | 192.728   |
| **D   | HRW TRUST NO. 2 UAD 01/17/03                                 | 0       | 3.095     | 3.095     |
| **D   | HRW TESTAMENTARY TRUST NO. 1                                 | 0       | 11.464    | 11.464    |
| **D   | HRW TESTAMENTARY TRUST NO. 3                                 | 0       | 7.143     | 7.143     |
| **D   | HRW TRUST NO. 1 UAD 01/17/03                                 | 0       | 16.439    | 16.439    |
| **D   | HRW TESTAMENTARY TRUST NO. 10.                               | 0       | 7.353     | 7.353     |
| **D   | CAMBRIDGESHIRE COUNTY COUNCIL PENSION FUND                   | 0       | 11.095    | 11.095    |
| **D   | FORD MOTOR COMPANY DEFINED BENEFIT MASTER TRUST..            | 0       | 9.605     | 9.605     |
| **D   | FORD MOTOR COMPANY DEFINED BENEFIT MASTER TRUST..            | 0       | 17.338    | 17.338    |
| **D   | THE HEALTH FOUNDATION.                                       | 0       | 4.603     | 4.603     |
| **D   | HERTFORDSHIRE COUNTY COUNCIL AS ADMINISTERING AUTHORITY OF T | 0       | 4.843     | 4.843     |
| **D   | ILLINOIS MUNICIPAL RETIREMENT FUND                           | 0       | 376.142   | 376.142   |
| **D   | JTW TRUST NO. 2 UAD 9/19/02.                                 | 0       | 13.201    | 13.201    |
| **D   | JTW TRUST NO. 1 UAD 9/19/02.                                 | 0       | 808       | 808       |
| **D   | BOARD OF PENSION TRUSTEES OF THE RETIREMENT PENSION PLAN OF  | 0       | 132.902   | 132.902   |
| **D   | JTW TRUST NO. 5 UAD 9/19/02.                                 | 0       | 2.249     | 2.249     |
| **D   | CVSTIC FIBROSIS FOUNDATION                                   | 0       | 11.248    | 11.248    |
| **D   | CLINTON NUCLEAR POWER PLANT QUALIFIED FUND.                  | 0       | 5.481     | 5.481     |
| **D   | CONSTELLATION PEACH BOTTOM UNIT 1 QUALIFIED FUND.            | 0       | 1.276     | 1.276     |
| **D   | EAST SUSSEX PENSION FUND                                     | 0       | 14.063    | 14.063    |
| **D   | STEUART L. WALTON FAMILY TRUST UAD 03/19/13                  | 0       | 3.662     | 3.662     |
| **D   | LAZARD INTERNATIONAL EQUITY CIT                              | 0       | 183.415   | 183.415   |
| **D   | HRW TRUST NO. 3 UAD 01/17/03                                 | 0       | 3.756     | 3.756     |
| **D   | HRW TESTAMENTARY TRUST NO. 12.                               | 0       | 12.543    | 12.543    |
| **D   | HRW TESTAMENTARY TRUST NO. 5                                 | 0       | 4.468     | 4.468     |
| **D   | HRW TRUST NO. 4 UAD 01/17/03                                 | 0       | 3.756     | 3.756     |
| **D   | HRW TESTAMENTARY TRUST NO. 7.                                | 0       | 9.612     | 9.612     |
| **D   | HRW TESTAMENTARY TRUST NO. 2                                 | 0       | 5.785     | 5.785     |
| **D   | HRW TESTAMENTARY TRUST NO. 8.                                | 0       | 4.602     | 4.602     |

Pagina 27

Aventi diritto: 1.915    Teste: 70  
 in proprio: 56    in delega: 1.859



Handwritten signature or initials.

## LISTA ESITO DELLA VOTAZIONE

Oggetto: **Voto per azione di responsabilità contro il Presidente Avv. Nicola Maione proposta dal Socio Bluebell Partners. CONTRARI**


| Badge | Ragione Sociale  | Proprio | Delega    | Totale    |
|-------|--|---------|-----------|-----------|
| **D   | HRW TESTAMENTARY TRUST NO. 9.  | 0       | 7.353     | 7.353     |
| **D   | LAZARD ACW EX-US DIVERSIFIED ADVANTAGE CIT.  | 0       | 4.324     | 4.324     |
| **D   | HRW TESTAMENTARY TRUST NO. 4.  | 0       | 8.013     | 8.013     |
| **D   | HRW TESTAMENTARY TRUST NO. 6   | 0       | 8.941     | 8.941     |
| **D   | HRW TESTAMENTARY TRUST NO. 11.   | 0       | 9.498     | 9.498     |
| **D   | WYOMING RETIREMENT SYSTEM  | 0       | 4.083     | 4.083     |
| **D   | ALFRED I. DUPONT CHARITABLE TRUST  | 0       | 22.841    | 22.841    |
| **D   | LOS ANGELES CITY EMPLOYEES' RETIREMENT SYSTEM.   | 0       | 810.039   | 810.039   |
| **D   | CITY OF LOS ANGELES FIRE AND POLICE PENSION PLAN   | 0       | 233.249   | 233.249   |
| **D   | CITY OF PHILADELPHIA PUBLIC EMPLOYEES RETIREMENT SYSTEM.   | 0       | 112.463   | 112.463   |
| **D   | THE GENERAL PENSION AND SOCIAL SECURITY AUTHORITY  | 0       | 38.868    | 38.868    |
| **D   | GUIDESTONE FUNDS INTERNATIONAL EQUITY INDEX FUND.  | 0       | 99.099    | 99.099    |
| **D   | COAL STAFF SUPERANNUATION SCHEME TRUSTEES LIMITED  | 0       | 61.456    | 61.456    |
| **D   | ABU DHABI PENSION FUND   | 0       | 222.925   | 222.925   |
| **D   | TEACHERS' RETIREMENT SYSTEM OF OKLAHOMA  | 0       | 148.657   | 148.657   |
| **D   | NATIONAL EMPLOYMENT SAVINGS TRUST  | 0       | 351.955   | 351.955   |
| **D   | NORTHERN FUNDS - INTERNATIONAL EQUITY INDEX FUND   | 0       | 189.096   | 189.096   |
| **D   | THE PEOPLE'S PENSION SCHEME  | 0       | 783.404   | 783.404   |
| **D   | SHELBY COUNTY TENNESSEE RETIREMENT SYSTEM  | 0       | 108.967   | 108.967   |
| **D   | THE REPRESENTATIVE CHURCH BODY   | 0       | 179.759   | 179.759   |
| **D   | SCHLUMBERGER GROUP TRUST AGREEMENT   | 0       | 124.377   | 124.377   |
| **D   | FORD MOTOR COMPANY OF CANADA LIMITED PENSION TRUST   | 0       | 1.907     | 1.907     |
| **D   | BLACKROCK AUTHORISED CONTRACTUAL SCHEME I  | 0       | 2.263.508 | 2.263.508 |
| **D   | LEGAL & GENERAL AUTHORISED CONTRACTUAL SCHEME  | 0       | 23.242    | 23.242    |
| **D   | BRITISH COLUMBIA INVESTMENT MANAGEMENT CORPORATION.  | 0       | 6.688     | 6.688     |
| **D   | STATE TEACHERS RETIREMENT SYSTEM OF OHIO   | 0       | 9.355     | 9.355     |
| **D   | ILLINOIS STATE BOARD OF INVESTMENT DEFERRED  | 0       | 336.839   | 336.839   |
| **D   | LGPS CENTRAL AUTHORISED CONTRACTUAL SCHEME..   | 0       | 230.670   | 230.670   |
| **D   | UBS COMMON CONTRACTUAL FUND  | 0       | 2.519     | 2.519     |
| **D   | BLACKROCK UCITS CCF  | 0       | 122.009   | 122.009   |
| **D   | BLACKROCK COMMON CONTRACTUAL FUNDS   | 0       | 171.060   | 171.060   |
| **D   | CLEARWATER INTERNATIONAL FUND  | 0       | 55.027    | 55.027    |
| **D   | ELO MUTUAL PENSION INSURANCE COMPANY ELO MUTUAL PENSION INSURANCE COMPANY                                      | 0       | 147.312   | 147.312   |
| **D   | UNIVEST.   | 0       | 39.360    | 39.360    |
| **D   | STICHTING PENSIOENFONDS PGB  | 0       | 324.039   | 324.039   |
| **D   | STICHTING PENSIOENFONDS VERVOER  | 0       | 1.652.421 | 1.652.421 |
| **D   | STICHTING PENSIOENFONDS SAGITTARIUS  | 0       | 40.185    | 40.185    |
| **D   | STICHTING BEDRIJFSTAKEPENSIOENFONDS VOOR HET SCHOONMAAK EN GL.   | 0       | 53.758    | 53.758    |
| **D   | STICHTING PENSIOENFONDS CAMPINA  | 0       | 5.891     | 5.891     |
| **D   | STICHTING PENSIOENFONDS OPENBARE BIBLIOTHEKEN  | 0       | 156       | 156       |
| **D   | TREDUE AP-FONDEN   | 0       | 1         | 1         |
| **D   | FJARDE AP-FONDEN.  | 0       | 1         | 1         |
| **D   | HUDSON BAY MASTER FUND LTD. C/O HUDSON BAY CAPITAL MANAGEMENT LP.  | 0       | 1.052.645 | 1.052.645 |
| **D   | PROJECT 121/160-70 (P)   | 0       | 2.685     | 2.685     |
| **D   | MOORE GLOBAL INVESTMENTS LLC C/O MOORE CAPITAL MANAGEMENT LP   | 0       | 75.000    | 75.000    |
| **D   | WELLINGTON-CIS DIVERSIFYING STRATEGIES FUND (CAYMAN) L.P. C/O WELLINGTON MANAGEMENT COMPANY LLP                | 0       | 145.617   | 145.617   |
| **D   | AQR INNOVATION FUND L.P. C/O AQR CAPITAL MANAGEMENT LLC  | 0       | 360       | 360       |
| **D   | BAY POND SELECT OPPORTUNITIES MASTER FUND (CAYMAN) L.P.C/O WELLINGTON ALTERNATIVE INVESTMENTS LLC ACTING AS IA | 0       | 571.262   | 571.262   |

LISTA ESITO DELLA VOTAZIONE

Oggetto: **Voto per azione di responsabilità contro il Presidente Avv. Nicola Maione proposta dal Socio Bluebell Partners. CONTRARI**

| Badge | Ragione Sociale   | Proprio | Delega    | Totale    |
|-------|---|---------|-----------|-----------|
| **D   | VERITION MULTI-STRATEGY MASTER FUND LTD. C/O VERITION FUND MANAGEMENT LLC   | 0       | 86.102    | 86.102    |
| **D   | ELLERSTON CP LTD AS RES FR ELLERSTN GLOBAL EQ MANAGER FD C/O ELLERSTON CAPITAL LIMITED ACTING AS RESPONSIBLE ENTITY | 0       | 0         | 186.000   |
| **D   | CAPSTONE GLOBAL MASTER (CAYMAN) LIMITED   | 0       | 133.037   | 133.037   |
| **D   | HBK MASTER FUND LPBK MASTER FUND LP PORTFOLIO MARGIN ACCOUNT C/O HBK SERVICES LLC                                   | 0       | 176       | 176       |
| **D   | BLACKROCK SYSTEMATIC TOTAL ALPHA MASTER FUND LTD.   | 0       | 111.878   | 111.878   |
| **D   | WELLINGTON GLOBAL MULTI-STRATEGY MASTER FUND (CAYMAN) L.P.  | 0       | 12.979    | 12.979    |
| **D   | EWI PA FUND LTD.  | 0       | 5.699     | 5.699     |
| **D   | LLUC VALORES SICAV S.A.   | 0       | 364.240   | 364.240   |
| **D   | CARTERA BELLVER SICAV S.A.  | 0       | 287.536   | 287.536   |
| **D   | MAN MULTI-STRATEGY MASTER FUND MAPLES CORPORATE SERVICES LIMITES  | 0       | 258       | 258       |
| **D   | PINNACLE ANTIPODES GLOBAL FUND  | 0       | 943.013   | 943.013   |
| **D   | JOHN HANCOCK VARIABLE INSURANCE TRUST INTERNATIONAL EQUITY INDEX TRUST.   | 0       | 68.785    | 68.785    |
| **D   | PINNACLE ANTIPODES GLOBAL OP FD   | 0       | 50.531    | 50.531    |
| **D   | JEMN-MED CORE GLOBAL EQ TILT  | 0       | 122.800   | 122.800   |
| **D   | MUTUAL FUND LOCALTAPIOLA EUROPE CLIMATE INDEX   | 0       | 136.047   | 136.047   |
| **D   | PRUDENTIAL ASSURANCE COMPANY SINGAPORE (PTE) LTD  | 0       | 358.861   | 358.861   |
| **D   | DIMENSIONAL INTERNATIONAL SMALL CAP VALUE ETF OF DIMENSIONA   | 0       | 1.447.573 | 1.447.573 |
| **D   | DIMENSIONAL INTERNATIONAL CORE EQUITY 2 ETF OF DIMENSIONAL E  | 0       | 223       | 223       |
| **D   | SCHWAB INTERNATIONAL INDEX FUND   | 0       | 1.262.216 | 1.262.216 |
| **D   | SCHWAB FUNDAMENTAL INTERNATIONAL SMALL EQUITY INDEX FUND  | 0       | 55.400    | 55.400    |
| **D   | PRIME SUPER PTY LTD   | 0       | 10.973    | 10.973    |
| **D   | CUKL COURTIERS ETHICAL VALUE EQT FD   | 0       | 56.000    | 56.000    |
| **D   | COLONIAL FIRST STATE INVESTMENT FUND 50.  | 0       | 44.939    | 44.939    |
| **D   | COLONIAL FIRST STATE WHOLESALE INDEXED GLOBAL SHARE FUND..  | 0       | 115.349   | 115.349   |
| **D   | COMMONWEALTH GLOBAL SHARE FUND 30.  | 0       | 572.766   | 572.766   |
| **D   | BETASHARES GLOBAL SHARES ETF  | 0       | 62.374    | 62.374    |
| **D   | ABRDN SICAV I - EUROPEAN EQUITY ENHANCED INDEX FUND   | 0       | 22.191    | 22.191    |
| **D   | WM POOL - EQUITIES TRUST NO. 76 - ROBECO  | 0       | 7.244     | 7.244     |
| **D   | ONEMARKETS ITALY ICAV   | 0       | 3.770     | 3.770     |
| **D   | AEGON CUSTODY B.V..   | 0       | 460.000   | 460.000   |
| **D   | RLA GLOBAL SHARE FUND   | 0       | 74.934    | 74.934    |
| **D   | KIM PRIVATE PRIME EUROPE EQUITY MASTER INVESTMENT TRUST 1   | 0       | 22.871    | 22.871    |
| **D   | DIMENSIONAL INTERNATIONAL VECTOR EQUITY ETF OF DIMENSIONAL E  | 0       | 40.797    | 40.797    |
| **D   | CITICORP TRUSTEE (SINGAPORE) LIMITED AS TRUSTEE FOR AND ON B  | 0       | 235.423   | 235.423   |
| **D   | HPL - HP PST HOTCHKIS AND WILEY   | 0       | 59.064    | 59.064    |
| **D   | DFA ALL COUNTRY EX US EQUITY MARKET SUBTRUST OF DFA GROUP TRUST   | 0       | 101.247   | 101.247   |
| **D   | ABRDN OEIC IV-ABRDN EVOLVE EUROPEAN EQUITY INDEX FUND   | 0       | 4.118     | 4.118     |
| **D   | HOSTPLUS POOLED SUPERANNUATION TRUST  | 0       | 68.036    | 68.036    |
| **D   | BLACKROCK PREMIER FUNDS - SYSTEMATIC GLOBAL EQUITY HIGH INCO  | 0       | 15.753    | 15.753    |
| **D   | ISHARES MSCI WORLD ETF  | 0       | 181.898   | 181.898   |
| **D   | ISHARES PARIS-ALIGNED CLIMATE MSCI WORLD EX USA EFF   | 0       | 17.725    | 17.725    |
| **D   | ISHARES MSCI EUROZONE ETF   | 0       | 2.508.375 | 2.508.375 |
| **D   | ISHARES MSCI ITALY ETF  | 0       | 1.949.107 | 1.949.107 |
| **D   | ISHARES MSCI ACWI LOW CARBON TARGET ETF   | 0       | 37.856    | 37.856    |
| **D   | ISHARES MSCI EUROPE FINANCIALS ETF  | 0       | 2.155.860 | 2.155.860 |
| **D   | ISHARES MSCI EAFE VALUE ETF   | 0       | 5.175.099 | 5.175.099 |

Pagina 29



Aventi diritto: 1.915 Teste: 70  
 in proprio: 56 in delega: 1.859

99

## LISTA ESITO DELLA VOTAZIONE

Oggetto: **Voto per azione di responsabilità contro il Presidente Avv. Nicola Maione proposta dal Socio Bluebell Partners. CONTRARI**

| Badge | Ragione Sociale  | Proprio | Delega     | Totale     |
|-------|--|---------|------------|------------|
| **D   | ISHARES MSCI EAFE ETF  | 0       | 6.839.769  | 6.839.769  |
| **D   | ISHARES MSCI ACWI EX U.S. ETF  | 0       | 540.458    | 540.458    |
| **D   | ISHARES MSCI ACWI ETF  | 0       | 609.062    | 609.062    |
| **D   | ISHARES MSCI KOKUSAI ETF   | 0       | 5.767      | 5.767      |
| **D   | ISHARES CORE MSCI TOTAL INTERNATIONAL STOCK ETF  | 0       | 2.646.620  | 2.646.620  |
| **D   | ISHARES GLOBAL FINANCIALS ETF  | 0       | 81.091     | 81.091     |
| **D   | ISHARES CORE MSCI INTERNATIONAL DEVELOPED MARKETS ETF  | 0       | 2.048.745  | 2.048.745  |
| **D   | ISHARES CORE MSCI EAFE ETF   | 0       | 13.966.865 | 13.966.865 |
| **D   | ISHARES CORE MSCI EUROPE ETF   | 0       | 1.137.695  | 1.137.695  |
| **D   | ISHARES MSCI INTL VALUE FACTOR ETF   | 0       | 539.663    | 539.663    |
| **D   | ISHARES INTERNATIONAL EQUITY FACTOR ETF  | 0       | 1.209.801  | 1.209.801  |
| **D   | ISHARES ESG ADVANCED MSCI EAFE ETF   | 0       | 167.150    | 167.150    |
| **D   | COLONIAL FIRST STATE INVESTMENT FUND 291   | 0       | 4.922      | 4.922      |
| **D   | LEGAL AND GENERAL ASSURANCE (PENSIONS MANAGEMENT) LIMITED  | 0       | 4.938.543  | 4.938.543  |
| **D   | IIA-LA WORLD ESG SCREENED FUND   | 0       | 6.878      | 6.878      |
| **D   | IIA-A-ILSDMH   | 0       | 333.078    | 333.078    |
| **D   | IRISH LIFE ASSURANCE.  | 0       | 176.349    | 176.349    |
| **D   | IIA - A-ILGLOEQN   | 0       | 2.926      | 2.926      |
| **D   | IIA - A-ILDSCG   | 0       | 6.828      | 6.828      |
| **D   | IIA - A-ILGLOEQG   | 0       | 12.318     | 12.318     |
| **D   | IIA - A-ILEZEQG  | 0       | 40.376     | 40.376     |
| **D   | IRISH LIFE CLIMATE FOCUSED FUND  | 0       | 5.004      | 5.004      |
| **D   | IRISH LIFE ASSURANCE PLC   | 0       | 357.309    | 357.309    |
| **D   | IIA-ILSEAFE - SUSTAINABLE EAFE EQUITY  | 0       | 112.102    | 112.102    |
| **D   | LARGE CAP INTL PORTFOLIO OF DEA INV  | 0       | 7          | 7          |
| **D   | DIMENSIONAL INTERNATIONAL VALUE ETF OF DIMENSIONAL ETF TRUST   | 0       | 5.459      | 5.459      |
| **D   | COLONIAL FIRST STATE SPECIALIST FUND 4   | 0       | 87.724     | 87.724     |
| **D   | LEGAL AND GENERAL ASSURANCE ( PENSIONS MANAGEMENT) LIMITEDONS MANAGEMENT) LIMITED                              | 0       | 93.145     | 93.145     |
| **D   | FUTURE WORLD DEVELOPED EQUITY INDEX FUND (3500)  | 0       | 1.194      | 1.194      |
| **D   | LEGAL AND GENERAL ASSURANCE ( PENSIONS MANAGEMENT) LTD PMC FTSE TPI GLOBAL (EX FOSSIL FUELS) EQUITY INDEX FUND | 0       | 11.135     | 11.135     |
| **D   | TSGX SOLACT ESG TRACO EX UNHG(3387)  | 0       | 1.638      | 1.638      |
| **D   | ABRDN OBIC II-ABRDN GLOBAL BALANCED GROWTH FUND  | 0       | 7.441      | 7.441      |
| **D   | GOLDFARB FAMILY TRUST AGREEMENT  | 0       | 1.289      | 1.289      |
| **D   | CFSIL RE CNEALTH GS FD 16  | 0       | 50.525     | 50.525     |
| **D   | OLD WESTBURY SMALL AND MID CAP STRATEGIES FUND.  | 0       | 86.700     | 86.700     |
| **D   | INTERNATIONAL CORE EQUITY PORTFOLIO OF DEA INVESTMENT DIMENSIONS GROUP INC                                     | 0       | 1.176.862  | 1.176.862  |
| **D   | BERESFORD FUNDS ICAY.  | 0       | 1.494      | 1.494      |
| **D   | NATIONAL COUNCIL FOR SOCIAL SEC FUND   | 0       | 90.868     | 90.868     |
| **D   | AZIMUT LIFE DAC  | 0       | 5.582      | 5.582      |
| **D   | LEGAL AND GENERAL COLLECTIVE INVESTMENT TRUST.   | 0       | 218.440    | 218.440    |
| **D   | HUTCHISON PROVIDENT FUND.  | 0       | 6.212      | 6.212      |
| **D   | VICTORY MARKET NEUTRAL INCOME FUNDFUND   | 0       | 350.090    | 350.090    |
| **D   | COURTIERS GLOBAL (EX-UK) EQUITYINCOME FUND   | 0       | 250.000    | 250.000    |
| **D   | DIMENSIONAL GLOBAL SUSTAINABILITY TRUST  | 0       | 148        | 148        |
| **D   | JOHN HANCOCK FUNDS II INTERNATIONAL SPRATEGIC EQUITY ALLOCATION FUND   | 0       | 106.957    | 106.957    |
| **D   | CITITRUST LIMITED  | 0       | 111.970    | 111.970    |
| **D   | CITITRUST LIMITED AS TRUSTEE OF BLACKROCK PREMIER FUNDS-BLACKROCK WORLD EQUITY INDEX FUND                      | 0       | 15.658     | 15.658     |
| **D   | CFSIL RE COLONIAL FS INV FUND 55   | 0       | 69.812     | 69.812     |


## LISTA ESITO DELLA VOTAZIONE

Oggetto: **Voto per azione di responsabilità contro il Presidente Avv. Nicola Maione proposta dal Socio Bluebell Partners. CONTRARI**

| Badge | Ragione Sociale  | Proprio | Delega    | Totale    |
|-------|--|---------|-----------|-----------|
| ***   | ABRDN OEIC IV-ABRDN EUROPEAN EQUITY ENHANCED INDEX FUND  | 0       | 66.971    | 66.971    |
| ***   | CIP COURTIERI TR BALANCED RK FUND  | 0       | 420.000   | 420.000   |
| ***   | CIP COURTIERI TR CAUTIOUS RK FUND  | 0       | 170.000   | 170.000   |
| ***   | CIP COURTIERI TR GROWTH RK FUND  | 0       | 190.000   | 190.000   |
| ***   | AEPIAN ASSET MANAGEMENT  | 0       | 727.131   | 727.131   |
| ***   | ABRDN OEIC IV-ABRDN EUROPEAN EQUITY TRACKER FUND   | 0       | 209.756   | 209.756   |
| ***   | THE NATIONAL BANK OF THE REPUBLIC OF KAZAKHSTAN  | 0       | 10.719    | 10.719    |
| ***   | UAPF - BLACK ROCK PASSIVE EQUITY   | 0       | 12.633    | 12.633    |
| ***   | ABRDN OEIC IV-ABRDN EUROPEAN EQUITY TRACKER FUND   | 0       | 16        | 16        |
| ***   | ATLAS DIVERSIFIED MASTER FUND LTD. C/O MAPLES CORPORATE SERVICES LIMITED                               | 0       | 6.635     | 6.635     |
| ***   | MAN FUNDS XII SPC-MAN 1783 I SP C/O MAPLES SECRETARIES (CAYMAN) LIMITED                                | 0       | 11.263    | 11.263    |
| ***   | NBIMC EAFE EQUITY INDEX FUND.  | 0       | 5.436     | 5.436     |
| ***   | NT MSCI EAFE INDEX FUND  | 0       | 65.391    | 65.391    |
| ***   | RBC PRIVATE OVERSEAS EQUITY POOL   | 0       | 11.576    | 11.576    |
| ***   | RBC INDIGO INTERNATIONAL EQUITYINDEX FUND  | 0       | 14.552    | 14.552    |
| ***   | BLUEPEARL MAP I LP.  | 0       | 176       | 176       |
| ***   | HBK MASTER FUND LP   | 0       | 167.744   | 167.744   |
| ***   | WELLINGTON FINANCIALS ABSOLUTE RETURN FUND LP  | 0       | 458.691   | 458.691   |
| ***   | WELLINGTON FINANCIALS ABSOLUTE RETURN FUND (BERMUDA) L.P. C/O WELLINGTON ALTERNATIVE INVESTMENTS LLC   | 0       | 116.700   | 116.700   |
| ***   | HW HEDGED VALDE LP CORPORATION SERVICE COMPANY   | 0       | 4.594     | 4.594     |
| ***   | POINT72 ASSOCIATES LLC   | 0       | 2.575     | 2.575     |
| ***   | INTERNATIONAL RESEARCH EQUITY EXTENDED MASTER FUND (CAYMAN) L.P. C/O INTERTRUST CORP SVCS (CAYMAN) LTD | 0       | 14.408    | 14.408    |
| ***   | CINCTIVE GLOBAL MASTER FUND LTD. C/O MAPLES CORPORATE SERVICES LIMITED                                 | 0       | 144.390   | 144.390   |
| ***   | THREE BRIDGES EUROPE FUND L.P.   | 0       | 549       | 549       |
| ***   | GREENLAND MASTER FUND LP C/O WALKERS CORPORATE LIMITED   | 0       | 911       | 911       |
| ***   | TURBOFAN INVESTORS FUND LP   | 0       | 1.442     | 1.442     |
| ***   | CAXTON INTERNATIONAL LIMITED   | 0       | 88        | 88        |
| ***   | COLTRANE MASTER FUND L.P.  | 0       | 1.134.218 | 1.134.218 |
| ***   | AHL EVOLUTION LTD SHARMAINE BERKELEY ARGONAUT LTD  | 0       | 15.869    | 15.869    |
| ***   | AHL SPATARB MASTER LIMITED C/O CITCO TRUSTEES (CAYMAN) LIMITED   | 0       | 17.498    | 17.498    |
| ***   | BAY FOND INVESTORS (BERMUDA) LP C/O WELLINGTON MANAGEMENT CO   | 0       | 2.938.447 | 2.938.447 |
| ***   | ILEX MASTER FUND LP  | 0       | 164.930   | 164.930   |
| ***   | ILEX MASTER FUND LP WALKERS CORPORATE LIMITED  | 0       | 606.163   | 606.163   |
| ***   | VERITON MULTI-STRATEGY MASTER FUND LTD.  | 0       | 4.930.846 | 4.930.846 |
| ***   | MARSHALL WACE INVESTMENT STRATEGIES-TOPS WORLD EQUITIES FUND C/O MARSHALL WACE LLP                     | 0       | 1.019.057 | 1.019.057 |
| ***   | MARSHALL WACE INVESTMENT STRATEGIES - EUREKA FUND C/O MARSHALL WACE LLP                                | 0       | 846.481   | 846.481   |
| ***   | MARSHALL WACE INVESTMENT STRATEGIES-TOPS WORLD EX-US FUND C/O MARSHALL WACE IRELAND LIMITED.           | 0       | 3.639.600 | 3.639.600 |
| ***   | MARSHALL WACE INVESTMENT STRATEGIES - TOPS WORLD EQUITIES FU   | 0       | 11.475    | 11.475    |
| ***   | MARSHALL WACE COMMON CONTRACTUAL FUND - MWCCF WORLD TOPS 150   | 0       | 73.747    | 73.747    |
| ***   | MARSHALL WACE COMMON CONTRACTU AL FUND - MWCCF WORLD TOPS 130 /30 FUND.                                | 0       | 8.468     | 8.468     |
| ***   | MARSHALL WACE MASTER FUNDS SPC - SP ALPHA PLUS FUND C/O MARSHALL WACE LLP                              | 0       | 93.777    | 93.777    |
| ***   | MARSHALL WACE COMMON CONTRACTUAL FUND-MWCCF WORLD TOPS 150/5   | 0       | 165.662   | 165.662   |
| ***   | MARSHALL WACE COMMON CONTRACTUAL FUND-MWCCF WORLD TOPS 130/3   | 0       | 224.116   | 224.116   |
| ***   | MARSHALL WACE INVESTMENT STRATEGIES-TOPS WORLD EQUITIES FUND   | 0       | 371.358   | 371.358   |
| ***   | MARSHALL WACE INVESTMENT STRATEGIES-MARKET NEUTRAL TOPS FUND   | 0       | 116.059   | 116.059   |
| ***   | MARSHALL WACE INVESTMENT STRATEGIES-TOPS INTERNATIONAL EQUITIES FUND                                   | 0       | 248.433   | 248.433   |
| ***   | MARSHALL WACE INVESTMENT STRATEGIES-EUREKA FUND C/O MARSHALL WACE IRELAND LTD.                         | 0       | 519.310   | 519.310   |
| ***   | MARSHALL WACE INVESTMENT STRATEGIES-TOPS GLOBAL EQUITIES LE  | 0       | 100.754   | 100.754   |
| ***   | MARSHALL WACE INVESTMENT STRATEGIES-TOPS WORLD EX-US FUND  | 0       |           |           |

Pagina 31

Aventi diritto: 1.915 Teste: 70  
 in proprio: 56 in delega: 1.859



A handwritten signature in blue ink, possibly 'EP'.

## LISTA ESITO DELLA VOTAZIONE

Oggetto: **Voto per azione di responsabilità contro il Presidente Avv. Nicola Maione proposta dal Socio Bluebell Partners. CONTRARI**

| Badge | Ragione Sociale   | Proprio | Delega    | Totale    |
|-------|---|---------|-----------|-----------|
| **D   | MARSHALL WACE INVESTMENT STRATEGIES-TOPS FUND                                   | 0       | 272.500   | 272.500   |
| **D   | RP3 HOLDING S.R.L.  | 0       | 600.000   | 600.000   |
| **D   | AEN AMRO FUNDS  | 0       | 40.800    | 40.800    |
| **D   | MEDIOLANUM FLESSIBILE SVILUPPO ITALIA   | 0       | 950.000   | 950.000   |
| **D   | MEDIOLANUM FLESSIBILE FUTURO ITALIA   | 0       | 4.567.024 | 4.567.024 |
| **D   | CANADA PENSION PLAN INVESTMENT BOARD (CPPIB)                                    | 0       | 4.952.647 | 4.952.647 |
| **D   | DIVERSIFIED EQUITY MASTER PORTFOLIO OF MASTER INV PORTFOLIO                     | 0       | 15.900    | 15.900    |
| **D   | TOTAL INTERNATIONAL EX U.S. INDEX MASTER PORTFOLIO OF MASTER INV                | 0       | 117.796   | 117.796   |
| **D   | DWS INVESTMENT GMBH FOR MULTI-INDEX EQUITY FUND                                 | 0       | 15.129    | 15.129    |
| **D   | OMERS ADMINISTRATION CORPORATION  | 0       | 26.980    | 26.980    |
| **D   | AQR TA GLOBAL RELAXED CONSTRAINT EQUITY FUND, L.P.                              | 0       | 9.220     | 9.220     |
| **D   | AQR FUNDSAQR MULTIASSET FUND  | 0       | 35.859    | 35.859    |
| **D   | STATE STREET INTERNATIONAL EQUITIES INDEX TRUST LEVEL 15                        | 0       | 15.424    | 15.424    |
| **D   | NEW AIRWAYS PENSION SCHEME  | 0       | 5.824     | 5.824     |
| **D   | AEN AMRO FGR  | 0       | 4.820     | 4.820     |
| **D   | THE TUOMO O. VUOLTEENAHO 2025 CHARI TABLE REMAINDER UNITRUST                    | 0       | 107.061   | 107.061   |
| **D   | AQR FLEX 1 SERIES LLC - SERIES A9   | 0       | 107.658   | 107.658   |
| **D   | THE MONETARY AUTHORITY OF SINGAPORE   | 0       | 348.243   | 348.243   |
| **D   | INTERNATIONAL MONETARY FUND   | 0       | 55.893    | 55.893    |
| **D   | INTERNATIONAL MONETARY FUND   | 0       | 66.663    | 66.663    |
| **D   | THE MONETARY AUTHORITY OF SINGAPORE   | 0       | 6.414     | 6.414     |
| **D   | FUNDO DE SEGURANCA SOCIAL DO GOVERNO DA REGIAO ADMINISTRATIVA ESPECIAL DE MACAU | 0       | 41.943    | 41.943    |
| **D   | THE MONETARY AUTHORITY OF SINGAPORE   | 0       | 406.732   | 406.732   |
| **D   | AQR FUNDS- AQR CVX FUSION FUND  | 0       | 2.346     | 2.346     |
| **D   | BAP PENSIONE 2007 FONDO PENSIONE APERTO   | 0       | 1.561     | 1.561     |
| **D   | FIDEURAM PIANO BILANCIATO ITALIA 50   | 0       | 257.085   | 257.085   |
| **D   | FIDEURAM PIANO AZIONI ITALIA  | 0       | 1.119.970 | 1.119.970 |
| **D   | EPSILON ASSOCIATI SGR - EPSILONGR DLONGRUN                                      | 0       | 934       | 934       |
| **D   | EPSILON ASSOCIATI SGR - EPSILONGR QRETURN                                       | 0       | 20.177    | 20.177    |
| **D   | FIDEURAM BILANCIATO   | 0       | 19.000    | 19.000    |
| **D   | FIDEURAM ITALIA   | 0       | 117.727   | 117.727   |
| **D   | AXA MPS PREVIDENZA PER TE - CRESCITA  | 0       | 657.840   | 657.840   |
| **D   | FONDO PENSIONE APERTO UBI PREVIDENZA  | 0       | 25.171    | 25.171    |
| **D   | ALLIANZ ITALIA 50 SPECIAL   | 0       | 34.000    | 34.000    |
| **D   | ALLIANZ AZIONI ITALIA ALL STARS LL STARS  | 0       | 1.275.000 | 1.275.000 |
| **D   | ALLIANZ AZIONI EUROPA   | 0       | 154.441   | 154.441   |
| **D   | EURIZON PROGETTO ITALIA 70  | 0       | 686.475   | 686.475   |
| **D   | EURIZON PROGETTO ITALIA 40  | 0       | 370.396   | 370.396   |
| **D   | EURIZON AZIONI ITALIA   | 0       | 3.200.437 | 3.200.437 |
| **D   | EURIZON AZIONI EUROPA   | 0       | 863.949   | 863.949   |
| **D   | EURIZON AZIONI AREA EURO  | 0       | 657.453   | 657.453   |
| **D   | EURIZON CAP SGR-RENDITA   | 0       | 8.950     | 8.950     |
| **D   | EURIZON AZIONI INTERNAZIONALI   | 0       | 797.109   | 797.109   |
| **D   | EURIZON PIR ITALIA AZIONI   | 0       | 74.577    | 74.577    |
| **D   | EURIZON STEP TO GLOBAL TRENDS   | 0       | 7.939     | 7.939     |
| **D   | EURIZON DYNAMIC STEP TO GLOBAL TRENDS   | 0       | 26.522    | 26.522    |
| **D   | EURIZON AM RILANCIO ITALIA TR   | 0       | 22.000    | 22.000    |
| **D   | EURIZON STEP 70 PIR ITALIA GIUGNO 2027  | 0       | 60.000    | 60.000    |


## LISTA ESITO DELLA VOTAZIONE

Oggetto: **Voto per azione di responsabilità contro il Presidente Avv. Nicola Maione proposta dal Socio Bluebell Partners.****CONTRARI**

| Badge | Ragione Sociale   | Proprio | Delega    | Totale    |
|-------|---|---------|-----------|-----------|
| **D   | FONDO PENSIONE APERTO IL MIO DOMANILAN                                    | 0       | 374.677   | 374.677   |
| **D   | STATE STREET GLOBAL ADVISORS LUXEMBOURG SICAV                             | 0       | 19.192    | 19.192    |
| **D   | NINETY ONE GLOBAL STRATEGY FUND   | 0       | 913.501   | 913.501   |
| **D   | ARERO - DER WELTFONDS - ESG   | 0       | 58.679    | 58.679    |
| **D   | UBS LUX FUND SOLUTIONS  | 0       | 2.614.095 | 2.614.095 |
| **D   | CREDIT SUISSE INDEX FUND (LUX)  | 0       | 903.451   | 903.451   |
| **D   | VARIOPARTNER SICAV  | 0       | 84.099    | 84.099    |
| **D   | EURIZON AM SICAV  | 0       | 11.700    | 11.700    |
| **D   | EURIZON FUND  | 0       | 6.283.384 | 6.283.384 |
| **D   | EURIZON FUND II   | 0       | 447.821   | 447.821   |
| **D   | EURIZON NEXT 2.0  | 0       | 452.275   | 452.275   |
| **D   | INSTITUTIONAL SOLUTIONS FUND FCP-SIF                                      | 0       | 142.085   | 142.085   |
| **D   | XTRACKERS   | 0       | 43.959    | 43.959    |
| **D   | DWS MULTI ASSET PIR FUND  | 0       | 65.000    | 65.000    |
| **D   | BLACKROCK STRATEGIC FUNDS   | 0       | 172.775   | 172.775   |
| **D   | BLACKROCK GLOBAL INDEX FUNDS  | 0       | 206.991   | 206.991   |
| **D   | AXA WORLD FUNDS SICAV   | 0       | 300.000   | 300.000   |
| **D   | YOURINDEX SICAV   | 0       | 107.025   | 107.025   |
| **D   | EURIZON INVESTMENT SICAV  | 0       | 367.144   | 367.144   |
| **D   | ISHARES ENHANCED INTERNATIONAL ACTIVE ETF                                 | 0       | 330       | 330       |
| **D   | ISHARES INTERNATIONAL FUNDAMENTAL INDEX ETF                               | 0       | 6.560     | 6.560     |
| **D   | ISHARES MSCI EUROPE IMI INDEX ETF   | 0       | 60.023    | 60.023    |
| **D   | ISHARES CORE MSCI EAFE IMI INDEX ETF                                      | 0       | 89.050    | 89.050    |
| **D   | ISHARES ESG ADVANCED MSCI EAFE INDEX ETF                                  | 0       | 45.149    | 45.149    |
| **D   | ISHARES MSCI EAFE INTERNATIONAL INDEX FUND                                | 0       | 1.226.202 | 1.226.202 |
| **D   | ISHARES IV PUBLIC LIMITED COMPANY   | 0       | 5.904.990 | 5.904.990 |
| **D   | ISHARES III PUBLIC LIMITED COMPANY  | 0       | 5.795.948 | 5.795.948 |
| **D   | ISHARES III PUBLIC LIMITED COMPANY  | 0       | 3.131     | 3.131     |
| **D   | ISHARES V PUBLIC LIMITED COMPANY  | 0       | 699.726   | 699.726   |
| **D   | ISHARES VI PUBLIC LIMITED COMPANY   | 0       | 979.189   | 979.189   |
| **D   | ISHARES STOXX EUROPE 600 UCITS ETF (DE)                                   | 0       | 1.680.402 | 1.680.402 |
| **D   | ISHARES STOXX EUROPE 600 BANKS UCITS ETF DE                               | 0       | 4.149.406 | 4.149.406 |
| **D   | ISHARES STOXX EUROPE LARGE 200 UCITS ETF (DE)                             | 0       | 126.157   | 126.157   |
| **D   | ISHARES EURO STOXX UCITS ETF (DE)   | 0       | 905.775   | 905.775   |
| **D   | ISHARES EURO STOXX BANKS 3015 UCITS ETF (DE)                              | 0       | 5.178.993 | 5.178.993 |
| **D   | IBM 401(K) PLUS PLAN TRUST  | 0       | 322.301   | 322.301   |
| **D   | AMERICAN AIRLINES INC MASTER FIXED BENEFIT PENSION TRUST                  | 0       | 137.055   | 137.055   |
| **D   | LAZARD INTERNATIONAL EQUITY PORTFOLIO                                     | 0       | 1.168.783 | 1.168.783 |
| **D   | LAZARD INTERNATIONAL STRATEGIC EQUITY PORTFOLIO                           | 0       | 1.965.399 | 1.965.399 |
| **D   | M INTERNATIONAL EQUITY FUND   | 0       | 4.690     | 4.690     |
| **D   | TEACHERS' RETIREMENT SYSTEM OF THE STATE OF ILLINOIS                      | 0       | 50.898    | 50.898    |
| **D   | SST GLOB ADV TAX EXEMPT RETIREMENT PLANS                                  | 0       | 7.975.965 | 7.975.965 |
| **D   | SSB MSCI ITALY INDEX SECURITIES LENDING COMMON TRUST FUND                 | 0       | 1.484.260 | 1.484.260 |
| **D   | SPDR PORTFOLIO EUROPE ETF   | 0       | 97.209    | 97.209    |
| **D   | TEACHER RETIREMENT SYSTEM OF TEXAS  | 0       | 37.443    | 37.443    |
| **D   | MORGAN STANLEY VARIABLE INSURANCE FUND, INC. GLOBAL STRATEGI ST PORTFOLIO | 0       | 999       | 999       |
| **D   | MORGAN STANLEY INSTITUTIONAL FUND TRUST - GLOBAL STRATEGIST PORTFOLIO     | 0       | 7.235     | 7.235     |
| **D   | SPDR PORTFOLIO DEVELOPED WORLD EXUS ETF                                   | 0       | 2.548.507 | 2.548.507 |

Pagina 33

Aventi diritto: 1.915    Teste: 70  
in proprio: 56    in delega: 1.859



## LISTA ESITO DELLA VOTAZIONE

Oggetto: **Voto per azione di responsabilità contro il Presidente Avv. Nicola Maione proposta dal Socio Bluebell Partners. CONTRARI**

| Badge | Ragione Sociale  | Proprio | Delega    | Totale    |
|-------|--|---------|-----------|-----------|
| **D   | SPDR MSCI ACWI EXUS ETF  | 0       | 175.293   | 175.293   |
| **D   | STATE OF MINNESOTA   | 0       | 16.488    | 16.488    |
| **D   | VALIC COMPANY I INTERNATIONAL EQUITIES INDEX FUND  | 0       | 187.783   | 187.783   |
| **D   | BRIGHTHOUSE FUNDS TRUST II METLIFE MSCI EAFE INDEX PORTFOLIO                                     | 0       | 120.077   | 120.077   |
| **D   | THE REGENTS OF THE UNIVERSITY OF CALIFORNIA  | 0       | 1.755.360 | 1.755.360 |
| **D   | REGIME DE RETRAITE DE L'UNIVERSITE DE MONTREAL   | 0       | 294.920   | 294.920   |
| **D   | TIAACREF INTERNATIONAL EQUITY INDEX FUND   | 0       | 3.065.855 | 3.065.855 |
| **D   | COLLEGE RETIREMENT EQUITIES FUND   | 0       | 1.157.305 | 1.157.305 |
| **D   | VFMC INTERNATIONAL EQUITY TRUST2   | 0       | 6.656     | 6.656     |
| **D   | VFMC INTERNATIONAL EQUITY TRUST1   | 0       | 6.393     | 6.393     |
| **D   | VANECK MSCI INTERNATIONAL VALUEETF   | 0       | 23.448    | 23.448    |
| **D   | NGS SUPER  | 0       | 24.472    | 24.472    |
| **D   | AUSTRALIAN RETIREMENT TRUST  | 0       | 716.359   | 716.359   |
| **D   | INTERNATIONAL EQUITIES SECTOR TRUST  | 0       | 3.632     | 3.632     |
| **D   | PERPETUAL PRIVATE RI INTERNATIONAL SHARE FUND  | 0       | 593       | 593       |
| **D   | RETAIL EMPLOYEES SUPERANNUATIONTRUST   | 0       | 104.595   | 104.595   |
| **D   | IRONBARK ROYAL LONDON DIVERSIFIED G LOBAL SHARE FUND   | 0       | 8.290     | 8.290     |
| **D   | PERPETUAL GLOBAL ALLOCATION ALPHA FUND   | 0       | 19.127    | 19.127    |
| **D   | RUSSELL INVESTMENTS TAX EFFECTIVE GLOBAL SHARES FUND   | 0       | 149.842   | 149.842   |
| **D   | AWARE SUPER  | 0       | 10.094    | 10.094    |
| **D   | EMERGENCY SERVICES SUPERANNUATION SCHEME   | 0       | 12.293    | 12.293    |
| **D   | TEAM SUPERANNUATION FUND   | 0       | 1.787     | 1.787     |
| **D   | RUSSELL INVESTMENTS GLOBAL SHARES INDEX FUND   | 0       | 32.234    | 32.234    |
| **D   | BRIGHTER SUPER   | 0       | 250       | 250       |
| **D   | BRIGHTER SUPER   | 0       | 8.974     | 8.974     |
| **D   | RUSSELL INVESTMENTS LOW CARBON GLOBAL SHARES FUND  | 0       | 14.149    | 14.149    |
| **D   | RUSSELL INVESTMENTS LOW CARBON GLOBAL SHARES EX FOSSIL FUELS FUND                                | 0       | 2.759     | 2.759     |
| **D   | AAI LIMITED  | 0       | 8.371     | 8.371     |
| **D   | BLACKROCK ASSET MANAGEMENT SCHWEIZ AG FOR ISHARES WORLD EX SWITZERLAND ESG SCREENED EQUITY INDEX | 0       | 76.060    | 76.060    |
| **D   | ISHARES WORLD EX SWITZERLAND EQUITY INDEX FUND II (CH)   | 0       | 11.800    | 11.800    |
| **D   | PEOPLE'S BANK OF CHINA   | 0       | 47.967    | 47.967    |
| **D   | PEOPLE'S BANK OF CHINA   | 0       | 16.791    | 16.791    |
| **D   | PEOPLE'S BANK OF CHINA   | 0       | 11.558    | 11.558    |
| **D   | SCOTTISH WIDOWS INVESTMENT SOLUTIONS FUNDS ICVC- EUROPEAN (EX UK)EQUITY FUND                     | 0       | 101.688   | 101.688   |
| **D   | SCOTTISH WIDOWS MANAGED INVESTMENT FUNDS ICVC-INTERNATIONAL EQUITY TRACKER FUND                  | 0       | 50.345    | 50.345    |
| **D   | MANAGED PENSION FUNDS LIMITED  | 0       | 97.309    | 97.309    |
| **D   | ALLIANZ GLOBAL INVESTORS FUND  | 0       | 257.437   | 257.437   |
| **D   | OSSIAM LUX   | 0       | 101.452   | 101.452   |
| **D   | FONDO PENSIONE APERTO GIUSTINIANO  | 0       | 14.959    | 14.959    |
| **D   | PREVIDSYSTEM-FONDO PENSIONE APERTO   | 0       | 217.399   | 217.399   |
| **D   | FIDELITY GLOBAL FINANCIAL SERVICES FUND  | 0       | 9.343     | 9.343     |
| **D   | XTRACKERS (IE) PUBLIC LIMITED COMPANY  | 0       | 791.476   | 791.476   |
| **D   | MICROSOFT CORPORATION SAVINGS PLUS 401(K) PLAN   | 0       | 93.923    | 93.923    |
| **D   | CALVERT INTERNATIONAL RESPONSIBLE INDEX FUND   | 0       | 95.993    | 95.993    |
| **D   | CITY UNIVERSITY OF NEW YORK  | 0       | 1.742     | 1.742     |
| **D   | STATE OF ALASKA RETIREMENT AND BENEFITS PLANS  | 0       | 61.319    | 61.319    |
| **D   | ARCHITAS MULTIMANAGER GLOBAL FUNDS UNIT TRUST  | 0       | 102.110   | 102.110   |
| **D   | STATE OF ALASKA RETIREMENT AND BENEFITS PLANS  | 0       | 37.679    | 37.679    |


## LISTA ESITO DELLA VOTAZIONE

Oggetto: **Voto per azione di responsabilità contro il Presidente Avv. Nicola Maione proposta dal Socio Bluebell Partners. CONTRARI**

| Badge | Ragione Sociale  | Proprio | Delega    | Totale    |
|-------|--|---------|-----------|-----------|
| **D   | AMERICAN CENTURY ETF TR-AMERICAN CENT QUALITY DIVERSIFIED INTL ETF | 0       | 53.894    | 53.894    |
| **D   | E TRADE NO FEE INTERNATIONAL INDEX FUND                            | 0       | 4.526     | 4.526     |
| **D   | MOUNT HATTON INVESTMENTS LIMITED                                   | 0       | 19.015    | 19.015    |
| **D   | MGI FUNDS PLC  | 0       | 288.674   | 288.674   |
| **D   | AGIALLIANZ VERMOEGENSBILDUNG EUROPA                                | 0       | 292.534   | 292.534   |
| **D   | RHUMELINE INTERNATIONAL POOLED INDEX TRUST                         | 0       | 85.567    | 85.567    |
| **D   | LVIP SSGA INTERNATIONAL INDEX FUND                                 | 0       | 279.566   | 279.566   |
| **D   | UNIVERSAL-INVESTMENT-GESELLSCHAFT MBH FOR FORTIS-GF-UI-FONDS       | 0       | 17.380    | 17.380    |
| **D   | STATE STREET INTERNATIONAL DEVELOPED EQUITY INDEX PORTFOLIO        | 0       | 386.973   | 386.973   |
| **D   | TRANSAMERICA MORGAN STANLEY GLOBAL ALLOCATION VP                   | 0       | 10.725    | 10.725    |
| **D   | GOVERNMENT PENSION INVESTMENT FUND                                 | 0       | 1.109.730 | 1.109.730 |
| **D   | OPENWORLD PUBLIC LIMITED COMPANY                                   | 0       | 3.419     | 3.419     |
| **D   | SUNAMERICA SERIES TRUST- SA SCHRÖDERS VCP GLOBAL ALLOCATION PORT   | 0       | 532       | 532       |
| **D   | SUNAMERICA SERIES TRUST - SA INTERNATIONAL INDEX PORTFOLIO         | 0       | 93.254    | 93.254    |
| **D   | TRANSAMERICA MSCI EAFE INDEX VP                                    | 0       | 12.326    | 12.326    |
| **D   | DESJARDINS INTERNATIONAL EQUITYIND EX ETF                          | 0       | 112.458   | 112.458   |
| **D   | DWS INVESTMENT GMBH FOR DEAMFONDS KGPENSIONEN                      | 0       | 9.295     | 9.295     |
| **D   | PRINCIPAL LIFE INSURANCE COMPANY                                   | 0       | 50.700    | 50.700    |
| **D   | MAS PENSION SIEFORE BASICA 60-64 SA DE C.V.                        | 0       | 35.838    | 35.838    |
| **D   | MAS PENSION SIEFORE BASICA 75-79 SA DE C.V.                        | 0       | 70.265    | 70.265    |
| **D   | PROCTER AND GAMBLE BELGIUM PENSION FUND                            | 0       | 4.855     | 4.855     |
| **D   | FIDELITY INTERNATIONAL HIGH DIVIDEND INDEX ETF                     | 0       | 244.105   | 244.105   |
| **D   | CITY OF NEW YORK GROUP TRUST                                       | 0       | 628.150   | 628.150   |
| **D   | PUBLIC EMPLOYERS RETIREMENT SYSTEM OF NEVADA                       | 0       | 486.198   | 486.198   |
| **D   | SSGA SPDR ETFs EUROPE II PUBLICLIMITED COMPANY                     | 0       | 85.477    | 85.477    |
| **D   | THE STATE OF CONNECTICUT, ACTING THROUGH ITS TREASURER             | 0       | 171.091   | 171.091   |
| **D   | NEW YORK STATE TEACHERS RETIREMENT SYSTEM                          | 0       | 1.921.902 | 1.921.902 |
| **D   | VENERABLE INTERNATIONAL INDEX FUND                                 | 0       | 87.856    | 87.856    |
| **D   | VANGUARD FTSE DEVELOPED ALL CAPEX NORTH AMERICA INDEX ETF          | 0       | 524.394   | 524.394   |
| **D   | METZLER ASSET MANAGEMENT GMBH FOR MIFONDS 415                      | 0       | 289.025   | 289.025   |
| **D   | UBS (IRL) ETF PLC  | 0       | 493.578   | 493.578   |
| **D   | UNIVERSAL-INVESTMENT-GESELLSCHAFT MBH FOR UI-ELKB-FONDS 1          | 0       | 165.242   | 165.242   |
| **D   | PRESBYTERIAN CHRUCH IN AMERICA 403 (B) (9) RETIREMENT PLAN         | 0       | 12.607    | 12.607    |
| **D   | LORD ABBETT SECURITIES TRUST-LORD ABBETT INTERNATIONAL VALUE FUND  | 0       | 458.499   | 458.499   |
| **D   | AMERICAN BEACON INTERNATIONAL EQUITY FUND                          | 0       | 12.221    | 12.221    |
| **D   | BRIGHTHOUSE FUNDS TRUST I SCHRÖDERS GLOBAL MULTIASSET PORTFOLIO    | 0       | 1.467     | 1.467     |
| **D   | DIMENSIONAL FUNDS PLC  | 0       | 140.948   | 140.948   |
| **D   | CAPULA TAIL RISK MASTER FUND LIMITED                               | 0       | 12.664    | 12.664    |
| **D   | CENTRAL PROVIDENT FUND BOARD                                       | 0       | 4.377     | 4.377     |
| **D   | BMO MSCI EAFE INDEX ETF  | 0       | 727.450   | 727.450   |
| **D   | THE PRUDENTIAL INSURANCE COMPANY OF AMERICA                        | 0       | 59.664    | 59.664    |
| **D   | GOVERNMENT PENSION INVESTMENT FUND                                 | 0       | 47.421    | 47.421    |
| **D   | MERCER UCITS COMMON CONTRACTUALFUND                                | 0       | 91.457    | 91.457    |
| **D   | ALLIANZ GLOBAL INVESTORS GMBH FOR INDUSTRIA                        | 0       | 1.958.279 | 1.958.279 |
| **D   | SPDR MSCI WORLD STRATEGICFACTORS ETF                               | 0       | 3.719     | 3.719     |
| **D   | KANSAS PUBLIC EMPLOYEES RETIREMENT SYSTEM                          | 0       | 2.646.002 | 2.646.002 |
| **D   | SPDR MSCI EAFE STRATEGICFACTORSETF                                 | 0       | 56.247    | 56.247    |
| **D   | JNL/JPMORGAN GLOBAL ALLOCATION FUND                                | 0       | 8.179     | 8.179     |

Pagina 35

Aventi diritto: 1.915 Teste: 70  
 in proprio: 56 in delega: 1.859



*[Handwritten signature]*

*[Handwritten signature]*

## LISTA ESITO DELLA VOTAZIONE

Oggetto: **Voto per azione di responsabilità contro il Presidente Avv. Nicola Maione proposta dal Socio Bluebell Partners. CONTRARI**

| Badge | Ragione Sociale  | Proprio | Delega    | Totale    |
|-------|--|---------|-----------|-----------|
| **D   | SPDR MSCI EAFE FOSSIL FUEL RESERVES FREE ETF                       | 0       | 48.502    | 48.502    |
| **D   | DWS INVESTMENT GMBH FOR DEAM-FONDS CPT                             | 0       | 4.614     | 4.614     |
| **D   | RUSSELL INVESTMENTS GLOBAL SMALLER COMPANIES POOL                  | 0       | 1.194     | 1.194     |
| **D   | BANK OF KOREA  | 0       | 528       | 528       |
| **D   | GOVERNMENT PENSION INVESTMENT FUND                                 | 0       | 1.875.280 | 1.875.280 |
| **D   | PINNACLE ICAV  | 0       | 60.315    | 60.315    |
| **D   | MAS PENSION SIEFORE BASICA 90-94, SS DE C.V.                       | 0       | 53.314    | 53.314    |
| **D   | MAS PENSION SIEFORE BASICA 65-69, SA DE C.V.                       | 0       | 75.196    | 75.196    |
| **D   | FIDELITY COVINGTON TRUST:FIDELITY HIGH DIVIDEND ETF                | 0       | 603.819   | 603.819   |
| **D   | RETIREMENT BENEFITS INVESTMENT FUND                                | 0       | 15.776    | 15.776    |
| **D   | TEXAS MUNICIPAL RETIREMENT SYSTEM                                  | 0       | 236.427   | 236.427   |
| **D   | MARYLAND STATE RETIREMENT PENSION SYSTEM                           | 0       | 11.153    | 11.153    |
| **D   | UNIVERSALINVESTMENTGESELLSCHAFTMBH FOR SRV100                      | 0       | 1.282     | 1.282     |
| **D   | SSGA SPDR ETFs EUROPE I PUBLIC LIMITED COMPANY                     | 0       | 93.921    | 93.921    |
| **D   | DWS INVESTMENT GMBH FOR DEAMFONDS PG EQ                            | 0       | 22.000    | 22.000    |
| **D   | MEAG MUNICH ERGO KAPITALANLAGEGESELLSCHAFT MBH FOR MEAG VISION     | 0       | 78.430    | 78.430    |
| **D   | MEAG MUNICH ERGO KAPITALANLAGEGESELLSCHAFT MBH FOR MEAG ATLAS      | 0       | 77.442    | 77.442    |
| **D   | SCOTIA RESPONSIBLE INVESTING INTERNATIONAL EQUITY INDEX ETF        | 0       | 7.901     | 7.901     |
| **D   | SCHRODER DIVERSIFIED GROWTH FUND (CANADA)                          | 0       | 604       | 604       |
| **D   | DETROIT EDISON QUALIFIED NUCLEAR DECOMMISSIONING TRUST             | 0       | 27.832    | 27.832    |
| **D   | AMERICAN BEACON DIVERSIFIED FUND                                   | 0       | 47.248    | 47.248    |
| **D   | COLUMBIA RESEARCH ENHANCED INTERNAT IONAL EQUITY ETF               | 0       | 770       | 770       |
| **D   | AMERICAN CENTURY ICAV  | 0       | 23.112    | 23.112    |
| **D   | AMERICAN BUREAU OF SHIPPING  | 0       | 1.720     | 1.720     |
| **D   | RTX SAVINGS PLAN MASTER TRUST                                      | 0       | 615.662   | 615.662   |
| **D   | MERCER UCITS COMMON CONTRACTUALFUND                                | 0       | 49.197    | 49.197    |
| **D   | GOVERNMENT PENSION INVESTMENT FUND                                 | 0       | 2.094.315 | 2.094.315 |
| **D   | MERCER QIF COMMON CONTRACTUAL FUND                                 | 0       | 229.328   | 229.328   |
| **D   | JUNIVERSITAS GB UMBRELLA FUND -JUNIVERSITAS MA M 1 FUND UNIT TRUST | 0       | 6.379     | 6.379     |
| **D   | UNIVERSAL-INVESTMENT-GESELLSCHAFT MBH FOR FORTIS-GS-UI-FONDS       | 0       | 7.380     | 7.380     |
| **D   | MDPIM INTERNATIONAL EQUITY INDEX POOL                              | 0       | 93.165    | 93.165    |
| **D   | SCOTIA INTERNATIONAL EQUITY INDEX TRACKER ETF                      | 0       | 62.109    | 62.109    |
| **D   | JNL/MELLON MSCI WORLD INDEX FUND                                   | 0       | 23.065    | 23.065    |
| **D   | SCOTIA INTERNATIONAL EQUITY INDEX FUND                             | 0       | 8.950     | 8.950     |
| **D   | RUSSELL INVESTMENTS MULTIFACTORINTERNATIONAL EQUITY POOL           | 0       | 2.108     | 2.108     |
| **D   | PRUDENTIAL HONG KONG LIMITED                                       | 0       | 33.545    | 33.545    |
| **D   | MAS PENSION SIEFORE BASICA 80-84, SA. DE C.V.                      | 0       | 88.504    | 88.504    |
| **D   | FIDELITY COVINGTON TRUST: FIDELITY INTL HIGH DIVIDEND ETF          | 0       | 3.425     | 3.425     |
| **D   | FIDELITY INTERNATIONAL VALUE INDEX ETF                             | 0       | 1.197.118 | 1.197.118 |
| **D   | PUBLIC EMPLOYEES RETIREMENT SYSTEM OF NEVADA                       | 0       | 471.335   | 471.335   |
| **D   | STATE STREET ICAV  | 0       | 39.246    | 39.246    |
| **D   | JANE TAFT INGALLS TR DTD 12 6 51 FDC ATTN GARY LOMBARDO            | 0       | 3.211     | 3.211     |
| **D   | STATE STREET IRELAND UNIT TRUST                                    | 0       | 2.999     | 2.999     |
| **D   | VANGUARD GLOBAL VALUE FACTOR ETF                                   | 0       | 67.904    | 67.904    |
| **D   | GLOBAL SYSTEMATIC ACTIVE EQUITIES                                  | 0       | 60.244    | 60.244    |
| **D   | WASHINGTON STATE INVESTMENT BOARD                                  | 0       | 705.018   | 705.018   |
| **D   | ASIAN DEVELOPMENT BANK   | 0       | 15.574    | 15.574    |
| **D   | VANGUARD FTSE DEVELOPED EX NORTH AMERICA HIGH DIVIDEND YIELD IND   | 0       | 217.016   | 217.016   |


## LISTA ESITO DELLA VOTAZIONE

Oggetto: **Voto per azione di responsabilità contro il Presidente Avv. Nicola Maione proposta dal Socio Bluebell Partners. CONTRARI**

| Badge | Ragione Sociale   | Proprio | Delega     | Totale     |
|-------|---|---------|------------|------------|
| ***   | JOHN HANCOCK LIFE AND HEALTH INSURANCE COMPANY                                | 0       | 70.979     | 70.979     |
| ***   | MEAG MUNICH ERGO KAPITALANLAGESELFSCHAFT MBH FOR MEAG ERGO PENSION I          | 0       | 80.255     | 80.255     |
| ***   | MANULIFE INVESTMENT MANAGEMENT INTERNATIONAL EQUITY INDEX POOLED FUND         | 0       | 108.704    | 108.704    |
| ***   | JOHN HANCOCK VARIABLE INSURANCE TRUST STRAT EQ ALLOCATION TRUST               | 0       | 159.785    | 159.785    |
| ***   | HC CAPITAL TRUST- THE INSTITUTIONAL INTERNATIONAL EQUITY PORTFOL              | 0       | 25.980     | 25.980     |
| ***   | VANGUARD DEVELOPED MARKETS INDEX FUND   | 0       | 20.121.927 | 20.121.927 |
| ***   | EMPOWER ANNUITY INSURANCE COMPANY   | 0       | 76.734     | 76.734     |
| ***   | STATE OF MINNESOTA  | 0       | 354.053    | 354.053    |
| ***   | REGIME DE RENTES DU MOUVEMENT DESJARDINS                                      | 0       | 9.301      | 9.301      |
| ***   | FIDELITY GLOBAL EX-U.S. EQUITY INDEX INSTITUTIONAL TRUST                      | 0       | 12.402     | 12.402     |
| ***   | FIDUCIE GLOBALE DES REGIMES DERETRAITE DE LA SOCIETE DE TRANSPORT DE MONTREAL | 0       | 60.232     | 60.232     |
| ***   | DESJARDINS SECURITE FINANCIERE COMPAGNIE D'ASSURANCE VIE                      | 0       | 6.327      | 6.327      |
| ***   | TRUST I AB GLOBAL DYNAMIC ALLOCATION PORTFOLIO                                | 0       | 29.306     | 29.306     |
| ***   | VALIC COMPANY I - INTERNATIONALSOCIALLY RESPONSIBLE FUNDK                     | 0       | 9.811      | 9.811      |
| ***   | THE CAPTIVE INVESTORS FUND  | 0       | 812.642    | 812.642    |
| ***   | UNIVERSAL-INVESTMENT-GESELLSCHAFT MBH FOR FINREON SGK CARBON FOCUS            | 0       | 9.202      | 9.202      |
| ***   | AMERICAN CENTURY EFF TRUST-AVANTIS INTERNATIONAL EQUITY FUND                  | 0       | 37.561     | 37.561     |
| ***   | AXA IM ETF ICAY   | 0       | 3.246      | 3.246      |
| ***   | MAS PENSION SIFORE BASICA 85-89 SA DE C.V.                                    | 0       | 86.658     | 86.658     |
| ***   | MATB MSCI KOKUSAI INDEX MOTHER FUND   | 0       | 42.087     | 42.087     |
| ***   | VNL LP  | 0       | 1.092      | 1.092      |
| ***   | MACF 2 HOLDING LLC  | 0       | 1.963      | 1.963      |
| ***   | MERCER QIF COMMON CONTRACTUAL FUND  | 0       | 6.986      | 6.986      |
| ***   | MARIGOLD TACTICAL STRATEGIES LTD  | 0       | 5.583      | 5.583      |
| ***   | MERCER QIF COMMON CONTRACTUAL FUND  | 0       | 422.089    | 422.089    |
| ***   | WWF FOUNDATION  | 0       | 934        | 934        |
| ***   | LOS ANGELES COUNTY EMPLOYEES RETIREMENT ASSOCIATI                             | 0       | 738        | 738        |
| ***   | LVP DIMENSIONAL INTERNATIONAL CORE EQUITY FUND                                | 0       | 89.294     | 89.294     |
| ***   | LACERA MASTER OPEB TRUST  | 0       | 44.496     | 44.496     |
| ***   | INTE KAPITALANLAGESELFSCHAFT MBH FOR DC EUROLAND EQUITIES                     | 0       | 246.480    | 246.480    |
| ***   | SUNAMERICA SERIES TRUST SA JPM DIVERSIFIED BALANCED PORTFOLIO                 | 0       | 3.605      | 3.605      |
| ***   | RHUMBLINE ALL COUNTRY INTERNATIONAL INDEX FUND                                | 0       | 3.714      | 3.714      |
| ***   | STATE STREET GLOBAL ALL CAP EQUITY EXUS INDEX PORTFOLIO                       | 0       | 533.920    | 533.920    |
| ***   | JNL/DEFA INTERNATIONAL CORE EQUITY FUND                                       | 0       | 158.284    | 158.284    |
| ***   | GOVERNMENT PENSION INVESTMENT FUND  | 0       | 1.781.622  | 1.781.622  |
| ***   | TANGERINE BALANCED INCOME PORTFOLIO   | 0       | 2.178      | 2.178      |
| ***   | TANGERINE EQUITY GROWTH PORTFOLIO   | 0       | 37.799     | 37.799     |
| ***   | SSGA MSCI ACWI EX-USA INDEX NON-LENDING DAILY TRUST                           | 0       | 6.438      | 6.438      |
| ***   | STICHTING ING CDC PENSIOENFONDS   | 0       | 5.351      | 5.351      |
| ***   | BANK OF KOREA   | 0       | 138        | 138        |
| ***   | BANK OF KOREA   | 0       | 505        | 505        |
| ***   | PIMCO COMMODITIESPLUS STRATEGY FUND   | 0       | 46.500     | 46.500     |
| ***   | FIDELITY COVINGTON TRUST - FIDELITY DIVIDEND ETF FOR RISING RATE              | 0       | 2.578      | 2.578      |
| ***   | PIMCO ACCESS INCOME FUND  | 0       | 1.073.500  | 1.073.500  |
| ***   | FIDELITY COVINGTON TRUST: FIDELITY ENHANCED INTERNATIONAL ETF                 | 0       | 215.803    | 215.803    |
| ***   | FIDELITY COVINGTON TRUST: FIDELITY INTL VALUE FACTOR ETF                      | 0       | 1.617      | 1.617      |
| ***   | POLICE AND FIREMEN'S RETIREMENT SYSTEM OF NEW JERSEY                          | 0       | 265.447    | 265.447    |
| ***   | MCIC VERMONT (A RECIPROCAL RISKRETENTION GROUP)                               | 0       | 6.924      | 6.924      |

Pagina 37

Aventi diritto: 1.915 Teste: 70  
 in proprio: 56 in delega: 1.859



A

B

## LISTA ESITO DELLA VOTAZIONE

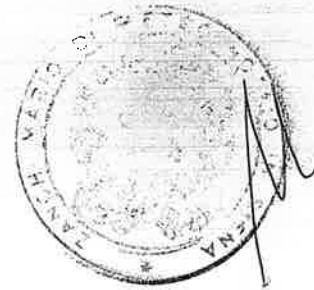
Oggetto: **Voto per azione di responsabilità contro il Presidente Avv. Nicola Maione proposta dal Socio Bluebell Partners. CONTRARI**

| Badge | Ragione Sociale   | Proprio | Delega    | Totale    |
|-------|---|---------|-----------|-----------|
| **D   | RUSSELL INVESTMENTS MULTIASSET FACTOR EXPOSURE FUND   | 0       | 6.851     | 6.851     |
| **D   | HARTFORD SCHROEDERS DIVERSIFIED GROWTH FUND   | 0       | 2.188     | 2.188     |
| **D   | BMO GLOBAL DIVIDEND OPPORTUNITIES FUND  | 0       | 244.028   | 244.028   |
| **D   | VANGUARD FTSE DEVELOPED EUROPE ALL CAP INDEX ETF  | 0       | 60.848    | 60.848    |
| **D   | DWS INVESTMENT GMBH FOR DEAMFONDS GSK 1   | 0       | 21.221    | 21.221    |
| **D   | CALIFORNIA STATE TEACHERS' RETIREMENT SYSTEM  | 0       | 87.804    | 87.804    |
| **D   | THRIFT SAVINGS PLAN   | 0       | 894.599   | 894.599   |
| **D   | CALIFORNIA PUBLIC EMPLOYEES RETIREMENT SYSTEM   | 0       | 364.335   | 364.335   |
| **D   | STATE STREET CCF  | 0       | 6.981     | 6.981     |
| **D   | COMMONFUND STRATEGIC SOLUTIONS GLOBAL EQUITY, LLC   | 0       | 2.407     | 2.407     |
| **D   | MEAG MUNICH ERGO KAPITALANLAGES MBH FOR MEAG EUROSTAR   | 0       | 11.187    | 11.187    |
| **D   | LAZARD RETIREMENT INTERNATIONAL EQUITY PORTFOLIO  | 0       | 114.615   | 114.615   |
| **D   | UNIVERSAL INVESTMENT GESELLSCHAFT MBH FOR DEBEKAKTIENEUROPAESG                                      | 0       | 318.150   | 318.150   |
| **D   | RUSSELL INVESTMENT COMPANY PIC  | 0       | 1.609     | 1.609     |
| **D   | LAZARD INTERNATIONAL EQUITY ADVANTAGE PORTFOLIO   | 0       | 1.148     | 1.148     |
| **D   | MEAG PENSION INVEST   | 0       | 39.043    | 39.043    |
| **D   | UNIVERSAL INVESTMENT GESELLSCHAFT MBH FOR KPFT UNIVERSAL FONDS                                      | 0       | 28.587    | 28.587    |
| **D   | LAZARD INTERNATIONAL STRATEGIC EQUITY TRUST   | 0       | 517.819   | 517.819   |
| **D   | HC CAPITAL TRUST - THE ESG GROWTH PORTFOLIO   | 0       | 2.753     | 2.753     |
| **D   | FMR CAPITAL INC   | 0       | 1.886     | 1.886     |
| **D   | THE METHODIST HOSPITAL  | 0       | 82.637    | 82.637    |
| **D   | JOHN HANCOCK TRUST COMPANY COLLECTIVE INVESTMENT TRUST  | 0       | 171.224   | 171.224   |
| **D   | ARKWRIGHT, LLC  | 0       | 33.207    | 33.207    |
| **D   | KAISER PERMANENTE GROUP TRUST   | 0       | 12.822    | 12.822    |
| **D   | STATE STREET TOTAL RETURN VIS FUND  | 0       | 11.408    | 11.408    |
| **D   | JOHN HANCOCK MULTIFACTOR DEVELOPED INTERNATIONAL ETF  | 0       | 233.343   | 233.343   |
| **D   | VANGUARD FIDUCIARY TRUST COMPANY DEVELOPED MARKETS INDEX TRUST                                      | 0       | 472.719   | 472.719   |
| **D   | UBS FUND MANAGEMENT (SWITZERLAND) AG ON BEHALF OF ZURICH INVESTMENT INSTITUTIONAL FUNDS - ZIF GREEN | 0       | 76.160    | 76.160    |
| **D   | NATWEST TRUSTEE AND DEPOSITARY SERVICES LIMITED AS TRUSTEE OF ST. JAMES'S PLACE STRATEGIC MANAGE    | 0       | 67.025    | 67.025    |
| **D   | NATWEST ST JAMES'S PLACE GREATER EUROPEAN PROGRESSIVE UNIT TRUST                                    | 0       | 1.785.980 | 1.785.980 |
| **D   | VIF ICVC VANGUARD FTSE DEVELOPED EUROPE EXUK EQUITY INDEX FUND                                      | 0       | 481.829   | 481.829   |
| **D   | ESKOM PENSION AND PROVIDENT FUND  | 0       | 11.492    | 11.492    |
| **D   | COLUMBIA THREADNEEDLE (UK) ICVCIII - CT UNIVERSAL MAP INCOME FUND                                   | 0       | 7.004     | 7.004     |
| **D   | SOCIAL PROTECTION FUND  | 0       | 1.000     | 1.000     |
| **D   | UNIVERSAL INVESTMENT GESELLSCHAFT MBH FOR EMPUREON EUROPE EQUITY FUND                               | 0       | 6.574     | 6.574     |
| **D   | CALVERT VP EAFE INTERNATIONAL INDEX PORTFOLIO   | 0       | 20.659    | 20.659    |
| **D   | ALPS INTERNATIONAL SECTOR DIVIDEND DOGS ETF   | 0       | 120.215   | 120.215   |
| **D   | BMO INTERNATIONAL DIVIDEND ETF  | 0       | 6.006     | 6.006     |
| **D   | AMERICAN CENTURY ETF TRUST-AVANTIS INTERNATIONAL EQUITY ETF   | 0       | 577.800   | 577.800   |
| **D   | AMERICAN CENTURY ETF TRUST-AVANTIS RESPONSIBLE INTERNATIONAL EQUITY ETF                             | 0       | 6.725     | 6.725     |
| **D   | MONTANA BOARD OF INVESTMENTS  | 0       | 5.409     | 5.409     |
| **D   | LM FUND LP  | 0       | 2.933     | 2.933     |
| **D   | RHUMBLINE CV ALL GLOBAL EX-US EQUITY INDEX FUND LLC   | 0       | 4.297     | 4.297     |
| **D   | LOCKHEED MARTIN CORPORATION DEFINED CONTRIBUTION PLANS MASTER TR                                    | 0       | 62.088    | 62.088    |
| **D   | SEASONS SERIES TRUST SA MULTI-MANAGED INTERNATIONAL EQUITY PORTE                                    | 0       | 8.791     | 8.791     |
| **D   | CAYMAN ISLANDS CHAMBER OF COMMERCE PENSION FUND   | 0       | 12.611    | 12.611    |
| **D   | TANGERINE BALANCED GROWTH PORTFOLIO   | 0       | 27.912    | 27.912    |
| **D   | TANGERINE BALANCED PORTFOLIO  | 0       | 18.799    | 18.799    |

## LISTA ESITO DELLA VOTAZIONE

Oggetto: **Voto per azione di responsabilità contro il Presidente Avv. Nicola Maione proposta dal Socio Bluebell Partners. CONTRARI**

| Badge | Ragione Sociale  | Proprio | Delega    | Totale    |
|-------|--|---------|-----------|-----------|
| ***D  | SMTB FOREI GN EQUITY INDEX OPENMOTHER FUND   | 0       | 72.212    | 72.212    |
| ***D  | RUSSELL INVESTMENT COMPANY MULTIFACTOR INTERNATIONAL EQUITY FUND                                 | 0       | 13.835    | 13.835    |
| ***D  | THRIVENT INTERNATIONAL INDEX PORTFOLIO   | 0       | 29.240    | 29.240    |
| ***D  | DESJARDINS RI DEVELOPED EXUSA EXCANADA LOW CO2 INDEX ETF   | 0       | 3.180     | 3.180     |
| ***D  | ALLSOLUTIONS IRELAND ICAY  | 0       | 59.299    | 59.299    |
| ***D  | TALCOTT RESOLUTION LIFE INSURANCE COMPANY  | 0       | 20.885    | 20.885    |
| ***D  | PTMCO DYNAMIC INCOME OPPORTUNITIES FUND  | 0       | 2.274.000 | 2.274.000 |
| ***D  | PACIFIC SELECT FUND -PD INTERNATIONAL LARGE-CAP INDEX PORTFOLIO                                  | 0       | 67.296    | 67.296    |
| ***D  | MAS PENSION SIEFORE BASICA 70-74, SA DE C.V.   | 0       | 69.570    | 69.570    |
| ***D  | PUBLIC EMPLOYEES' LONG-TERM CARE FUND  | 0       | 32.623    | 32.623    |
| ***D  | DWS INVESTMENT GMBH FOR DWS-FONDS SFT MASTER   | 0       | 3.290     | 3.290     |
| ***D  | FIDELITY INTERNATIONAL HIGH QUALITY INDEX ETF  | 0       | 709.300   | 709.300   |
| ***D  | STATE OF NEW JERSEY COMMON PENSION FUND D  | 0       | 905.240   | 905.240   |
| ***D  | SEDR MSCI WORLD QUALITY MIX ETF  | 0       | 5.981     | 5.981     |
| ***D  | INTE KAPITALANLAGEGESELLSCHAFT MBH FOR LHPRIVATRENTAKTIEN  | 0       | 85.000    | 85.000    |
| ***D  | DYNAMIC ACTIVE GLOBAL FINANCIALSERVICES ETF  | 0       | 16.777    | 16.777    |
| ***D  | VANGUARD TOTAL WORLD STOCK INDEX FUND  | 0       | 1.640.759 | 1.640.759 |
| ***D  | KAISER FOUNDATION HOSPITALS  | 0       | 230       | 230       |
| ***D  | IMGP INTERNATIONAL FUND  | 0       | 189.458   | 189.458   |
| ***D  | SYLVAN PARTNERS, LLC   | 0       | 8.161     | 8.161     |
| ***D  | HSBC BANK PLC AS TRUSTEE OF STATE STREET AUT GLOBAL INDEX EQUITY FUND                            | 0       | 4.740     | 4.740     |
| ***D  | VIF ICVC VANGUARD FTSE GLOBAL ALL CAP INDEX FUND   | 0       | 11.774    | 11.774    |
| ***D  | SANDOOQ AL WATAN INVESTMENTS (RESTRICTED) LTD  | 0       | 2.418     | 2.418     |
| ***D  | ASIAN DEVELOPMENT BANK   | 0       | 12.576    | 12.576    |
| ***D  | MEAG MULTI LIFE  | 0       | 100.947   | 100.947   |
| ***D  | AB VARIABLE PRODUCTS SERIES FUND INC. - AB DYNAMIC ASSET AL LOCATION PORTFOLIO                   | 0       | 3.602     | 3.602     |
| ***D  | LAZARD ESC INTERNATIONAL STRATEGIC EQUITY PORTFOLIO  | 0       | 12.495    | 12.495    |
| ***D  | SMTB FOREI GN STOCK INDEX MOTHER FUND  | 0       | 1.433     | 1.433     |
| ***D  | UNIVERSAL-INVESTMENT-GESELLSCHAFT MBH FOR PRO2-UI-AKTIEFONDS                                     | 0       | 149.165   | 149.165   |
| ***D  | SSB MSCI ACWI EX USA IMI SCREENED NONLENDING COMMON TRUST FUND                                   | 0       | 89.454    | 89.454    |
| ***D  | UNIVERSALINVESTMENTGESELLSCHAFTMBH FOR BISUIFONDS  | 0       | 4.847     | 4.847     |
| ***D  | SCHWAB FUNDAMENTAL INTERNATIONAL SMALL COMPANY INDEX ETF   | 0       | 253.213   | 253.213   |
| ***D  | HC CAPITAL TRUST- THE CATHOLIC SRI GROWTH PORTFOLIO  | 0       | 1.943     | 1.943     |
| ***D  | HSBC BANK PLC ASTRUSTEE OF STATE STREET AUT EUROPE EX UK INDEX EQUITY FUND                       | 0       | 459.113   | 459.113   |
| ***D  | FAMILY INVESTMENTS GLOBAL ICVC FAMILY BALANCED INTERNATIONALFUND                                 | 0       | 24.962    | 24.962    |
| ***D  | NATWEST TRUSTEE AND DEPOSITARY SERVICES LIMITED AS TRUSTEE OF ST. JAMES'S PLACE CONTINENTAL EURO | 0       | 197.121   | 197.121   |
| ***D  | STICHTING PHILIPS PENSIOENFONDS  | 0       | 30.413    | 30.413    |
| ***D  | MEAG MUNICH ERGO KAPITALANLAGEGESELLSCHAFT MBH FOR MEAG EURO 1                                   | 0       | 190.797   | 190.797   |
| ***D  | SCHWAB INTERNATIONAL EQUITY ETF  | 0       | 4.468.867 | 4.468.867 |
| ***D  | UBS FUND MANAGEMENT (SWITZERLAND) AG ON BEHALF OF ZURICH INVESTINSTITUTIONAL FUNDS               | 0       | 3.200     | 3.200     |
| ***D  | VANGUARD ESG DEVELOPED WORLD ALL CAP EQ INDEX FND UK   | 0       | 2.513     | 2.513     |
| ***D  | SOCIAL PROTECTION FUND   | 0       | 1.105     | 1.105     |
| ***D  | FAMILY INVESTMENTS CHILD TRUST FUND  | 0       | 29.256    | 29.256    |
| ***D  | RGI FUNDS ICVC - RGI GLOBAL RECOVERY FUND  | 0       | 126.155   | 126.155   |
| ***D  | HSBC BANK PLC AS TRUSTEE OF STATE STREET AUT EUROPE EX UK S CREENED INDEX EQUITY FUND            | 0       | 1.255     | 1.255     |
| ***D  | LAZARD INTERNATIONAL EQUITY TRUST  | 0       | 45.691    | 45.691    |
| ***D  | THE MASTER TRUST BANK OF JAPAN LTD RE: HITACHI FOREIGN EQUITY INDEX MOTHER FUND                  | 0       | 24.606    | 24.606    |
| ***D  | VANGUARD INVESTMENTS FUNDS ICVC-VANGUARD FTSE DEVELOPED WOR LD EX - U.K. EQUITY INDEX FUND       | 0       | 741.182   | 741.182   |



Pagina 39

1.915 Teste: 70  
56 in delega: 1.859

Aventi diritto:  
in proprio:

## LISTA ESITO DELLA VOTAZIONE

Oggetto: **Voto per azione di responsabilità contro il Presidente Avv. Nicola Maione proposta dal Socio Bluebell Partners. CONTRARI**

| Badge | Ragione Sociale                            | Proprio   | Delega     | Totale      |
|-------|--|-----------|------------|-------------|
| 6500  | RIZZO GABRIELE                             | 45.000    | 4.000      | 49.000      |
| 6548  | PIEVANI ANGELO                             | 1.000.000 | 0          | 1.000.000   |
| RL*   | BOTTONIFICIO B.A.P. S.P.A.                 | 2.000.000 | 0          | 2.000.000   |
| 6558  | MICHELGNOLI GUGLIEMO                       | 0         | 0          | 0           |
| RL*   | GE.AL. S.P.A.                              | 5.500     | 0          | 5.500       |
| 6575  | MARTELLACCI ELENA                          | 15.100    | 0          | 15.100      |
| 6583  | CAPPELLOTTI LORENZO                        | 0         | 4.000      | 4.000       |
| DE*   | CASTALIA FOUNDATION                        | 0         | 112.690    | 112.690     |
| 6603  | MASTROGIACOMO LUCA                         | 2.000     | 0          | 2.000       |
| 6647  | PROVVEDI ANTONIO                           | 26.510    | 0          | 26.510      |
| 6666  | NOTO FILIPPO                               | 0         | 0          | 0           |
| DE*   | CALT 2004 SRL                              | 0         | 16.030.000 | 16.030.000  |
| DE*   | CED DIGITAL & SERVIZI SRL                  | 0         | 10.000     | 10.000      |
| DE*   | FINCED SRL                                 | 0         | 18.150.000 | 18.150.000  |
| DE*   | IMPRESE TIPOGRAFICHE VENETE SRL            | 0         | 10.000     | 10.000      |
| DE*   | P.I.M.-PUBBLICITA' MULTIMEDIA ITALIANA SRL | 0         | 10.000     | 10.000      |
| DE*   | QUOTIDIANO DI PUGLIA SRL                   | 0         | 10.000     | 10.000      |
| DE*   | STAMPA ROMA 2015 S.R.L.                    | 0         | 10.000     | 10.000      |
| DE*   | STAMPA VENEZIA SRL                         | 0         | 10.000     | 10.000      |
| DE*   | VIAPAR SRL                                 | 0         | 10.000     | 10.000      |
| 6679  | AVITABILE GIOVANNI                         | 60.000    | 7.200.000  | 7.200.000   |
| 6680  | VITALE FEDERICO                            | 0         | 0          | 60.000      |
| DE*   | ANIMA HOLDING SPA                          | 0         | 0          | 0           |
| DE*   | BANCO BEM SPA                              | 0         | 50.290.691 | 50.290.691  |
| 6761  | BAGNAI ROSSANO                             | 12.442    | 62.984.485 | 62.984.485  |
| 6788  | GALASSINI OMERO                            | 100       | 0          | 12.442      |
| 6800  | FERRI GIOVANNI                             | 1.200     | 0          | 100         |
| 6827  | AMENDOLA SANTO                             | 0         | 2.000      | 2.000       |
| 6879  | ORTU MARIO                                 | 0         | 0          | 0           |
| DE*   | SEED S.R.L.                                | 0         | 0          | 1.200       |
| 6884  | SEMPLICI ROMOLO                            | 500       | 58.500     | 58.500      |
| 6888  | CAGLIANONE GIAMPAOLO                       | 1.500     | 0          | 500         |
| 6991  | DI BLASIO GIUSEPPE                         | 500       | 0          | 1.500       |
| 7042  | BIANCARDI GUIDO                            | 25.000    | 0          | 500         |
| 7056  | BORBOTTI SANDRO                            | 3.420     | 0          | 25.000      |
| 7187  | EREDE MATTEO MARIA FRANCESCO TOMMASO       | 0         | 0          | 3.420       |
| DE*   | DELFIN S.A.R.L.                            | 0         | 0          | 0           |
| 7221  | RAVALOLI MARCO                             | 0         | 0          | 534.676.825 |
| DE*   | AUSONIA S.R.L.                             | 0         | 13.100.000 | 13.100.000  |
| DE*   | ESPERIA 15 SRL                             | 0         | 13.100.000 | 13.100.000  |
| DE*   | GAMMA SRL                                  | 0         | 56.950.000 | 56.950.000  |
| DE*   | IMMAKO SRL                                 | 0         | 1.500.000  | 1.500.000   |
| DE*   | ISTITUTO FINANZIARIO 2012 SPA              | 0         | 29.460.000 | 29.460.000  |
| DE*   | M.K. 87 SPA                                | 0         | 10.000     | 10.000      |
| 7231  | CUTINI MARIO                               | 100       | 0          | 100         |
| 7246  | SPALVIERI ANTONIO                          | 2.263     | 0          | 2.263       |
| 7254  | BRETTONI FEDERICO                          | 260       | 0          | 260         |
| 7285  | MANTOVANI FRANCESCA                        | 4.250     | 0          | 4.250       |

## LISTA ESITO DELLA VOTAZIONE

Oggetto: **Voto per azione di responsabilità contro il Presidente Avv. Nicola Maione proposta dal Socio Bluebell Partners.****CONTRARI**

| Badge | Ragione Sociale  | Proprio    | Delega     | Totale     |
|-------|--|------------|------------|------------|
| 7286  | GIANNELLI LEONARDO   | 10         | 0          | 10         |
| 7307  | TORTORA ELEONORA   | 178.925    | 0          | 178.925    |
| 7327  | MENSINI MARIO  | 19.350     | 0          | 19.350     |
| 7352  | MALVESTIO MASSIMO  | 0          | 0          | 0          |
| DE*   | HERMES LINDER FUND SICAV                                     | 0          | 7.859.715  | 7.859.715  |
| DE*   | PRAUDE MICRO AND SMALL CAP FUND                              | 0          | 292.375    | 292.375    |
| DE*   | PRAUDE TOTAL RETURN FUND                                     | 0          | 2.714.010  | 2.714.010  |
| DE*   | VENIERO HOLDINGS LIMITED                                     | 0          | 12.751.886 | 12.751.886 |
| 7357  | TORTORA PIERLUIGI  | 1.850.000  | 2.696.911  | 4.546.911  |
| RL*   | PLT HOLDING S.R.L.   | 18.991.874 | 0          | 18.991.874 |
| RL*   | PLT S.P.A.   | 13.341.954 | 0          | 13.341.954 |
| DE*   | SO.FIRIS S.R.L.  | 0          | 563.592    | 563.592    |
| 7368  | ROMANO RICCARDO  | 0          | 146.780    | 146.780    |
| DE*   | FEIDOS SPA   | 0          | 1.050.000  | 1.050.000  |
| 7387  | MONTANARELLA ROSANNA   | 6.171      | 0          | 6.171      |
| 7398  | BARRA CARACCILO  | 0          | 122.397    | 122.397    |
| 7401  | VEZZOLI NICCOLO'   | 0          | 0          | 0          |
| DE*   | IN CROISSANTERIA S.R.L.                                      | 0          | 80.000     | 80.000     |
| 7473  | BURRINI SERGIO   | 10         | 0          | 10         |
| 7495  | BETTI LORENZO  | 20.000     | 0          | 20.000     |
| 7569  | ROSSI CARLO  | 0          | 0          | 0          |
| RL*   | FONDAZIONE MONTE DEI PASCHI DI SIENA                         | 6.190.556  | 0          | 6.190.556  |
| 7575  | ALBANO ARTURO  | 0          | 0          | 0          |
| DE*   | ALPHA UCITS SICAV-AMBER EQUITY FUND                          | 0          | 128.000    | 128.000    |
| DE*   | AMBER CAPITAL INVESTMENT MANAGEMENT ICAY - AMBER EVENT DRIVE | 0          | 374.330    | 374.330    |
| DE*   | PRIVILEGE - AMBER EVENT EUROPE                               | 0          | 623.000    | 623.000    |
| 7613  | MARTELLACCI GABRIELLO  | 37.000     | 21.900     | 58.900     |
| 7629  | MAZZEI ROBERTO   | 0          | 80.000     | 80.000     |
| 7640  | PASINI VALERIO   | 110        | 0          | 110        |
| 7648  | ANATRELLA NUNZIA   | 7.000      | 0          | 7.000      |
| 7649  | DORELLA CHRISTIAN  | 0          | 0          | 0          |
| RL*   | G.G.G. SPA   | 61.583.312 | 0          | 61.583.312 |
| 7689  | FAULI FRANCESCO  | 0          | 41.609     | 41.609     |
| 7708  | RIMOLDI FABIO  | 70.000     | 0          | 70.000     |
| 7719  | TURRENI FRANCESCO  | 10.000     | 0          | 10.000     |


Totale voti 1.861.120.232

Percentuale votanti % 94,494383

Percentuale Capitale % 61,252932

Aventi diritto:  
in proprio:1.915 Teste:  
56 in delega:70  
1.859

Pagina 41



## LISTA ESITO DELLA VOTAZIONE

Oggetto: **Voto per azione di responsabilità contro il Presidente Avv. Nicola Maione proposta dal Socio Bluebell Partners. ASTENUTI**

| Badge | Ragione Sociale   | Proprio | Delega     | Totale     |
|-------|---|---------|------------|------------|
| 6035  | GALATI MARCO  | 10      | 0          | 10         |
| 6087  | SERRAGLI STEFANO  | 2.000   | 0          | 2.000      |
| *RA*  | COMPUTERSHARE SPA RAPPRESENTANTE DESIGNATO IN QUALITÀ DI DELEGATO 135-UNDECIES TUF IN PERSONA DI MONICELLI ENRICO | 0       | 29.258.950 | 29.258.950 |
| 6096  | BUTI LUCA   | 9       | 0          | 9          |
| 6156  | BETTI SERGIO  | 2.500   | 0          | 2.500      |
| 6210  | CERVELLI FABIO  | 2.800   | 0          | 2.800      |
| 6220  | LOTTI ALESSANDRO  | 1       | 0          | 1          |
| 6293  | BALESTRI SAMANTHA   | 10      | 0          | 10         |
| 6305  | TUZI VINCENZO   | 1.000   | 0          | 1.000      |
| 6326  | GRIZZI OTTORINO   | 10      | 0          | 10         |
| 6416  | GARELLA LUCA  | 0       | 0          | 0          |
| DE*   | BLUEPOINT MANAGEMENT LTD  | 0       | 2.700.000  | 2.700.000  |
| DE*   | ULTIMA HOLDING S.A.   | 0       | 333.000    | 333.000    |
| DE*   | UNIONE FIDUCIARIA SPA   | 0       | 395.000    | 395.000    |
| 6452  | SERRAGLI FRANCESCO  | 950     | 0          | 950        |
| 6473  | TREVISAN DARIO  | 0       | 0          | 0          |
| **D   | TAGES CAPITAL ICAV - IVCT EUROPEAN EQUIT  | 0       | 7.088.936  | 7.088.936  |
| **D   | FACTORY MUTUAL INSURANCE COMPANY  | 0       | 107.173    | 107.173    |
| **D   | FONDOPOSTE  | 0       | 166.193    | 166.193    |
| **D   | THE SOUTHERN COMPANY SYSTEM MASTER RETIREMENT TRUST   | 0       | 359.140    | 359.140    |
| **D   | SBC MASTER PENSION TRUST  | 0       | 209.792    | 209.792    |
| **D   | PASSIVE GLOBAL SHARE TRUST  | 0       | 37.169     | 37.169     |
| **D   | WM POOL - EQUITIES TRUST NO. 74   | 0       | 73.221     | 73.221     |
| **D   | THE STEAMSHIP MUT. UNDERWRITING ASSOC TTEES (BM) LTD AS TTEES OF THE ST MT TR                                     | 0       | 5.888      | 5.888      |
| **D   | ONEPATH GLOBAL SHARES - LARGE CAP (UNHEDEDG) INDEX POOL   | 0       | 162.352    | 162.352    |
| **D   | MSCI EUROPE EQUITY INDEX FUND B (EUROSECB   | 0       | 55.091     | 55.091     |
| **D   | BLACKROCK CDN MSCI ACWI EX-CANADA INDEX FUND  | 0       | 40.325     | 40.325     |
| **D   | BLACKROCK CDN MSCI EAFE EQUITY INDEX FUND   | 0       | 384.500    | 384.500    |
| **D   | GLOBAL DIVERSIFIED IT POCKET  | 0       | 12.500.000 | 12.500.000 |
| **D   | MILA PERETTI - SAPA   | 0       | 670.000    | 670.000    |
| **D   | ENPAM   | 0       | 3.184.678  | 3.184.678  |
| **D   | ENTE NAZIONALE DI PREVIDENZA ED ASSISTENZA DEI MEDICI E DEGLI ODONTOIATRI   | 0       | 80.542     | 80.542     |
| **D   | LEMANIK SCV EUR DIV PRESERV   | 0       | 500.000    | 500.000    |
| **D   | EUROPEAN SPECIAL SITUATIONS   | 0       | 60.000     | 60.000     |
| **D   | HIGH GROWTH   | 0       | 226.101    | 226.101    |
| **D   | YOUR SICAV SIF LEMANIK LONG TERM STRONG BELIEF  | 0       | 185.000    | 185.000    |
| **D   | KUTXBANK GESTION SGIIC, S.A.  | 0       | 359.381    | 359.381    |
| **D   | NEUALT LLC  | 0       | 48.054     | 48.054     |
| **D   | TREASURER OF THE STATE OF NORTH CAROLINA EQUITY INVESTMENT FUND POOLED TRUST                                      | 0       | 492.692    | 492.692    |
| **D   | QUALITY EDUCATION FUND  | 0       | 13.969     | 13.969     |
| **D   | INVESCO INTERNATIONAL DEVELOPED DYNAMIC MULTIFACTOR ETF   | 0       | 106.895    | 106.895    |
| **D   | INVESCO RAFI DEVELOPED MARKETS EX-U.S. ETF  | 0       | 112.510    | 112.510    |
| **D   | INVESCO MARKETS II PLC  | 0       | 276.968    | 276.968    |
| **D   | INVESCO S AND P EUROPE 350 EQUAL WEIGHT INDEX ETF   | 0       | 16.055     | 16.055     |
| **D   | INVESCO MSCI EAFE INCOME ADVANTAGE ETF  | 0       | 29.916     | 29.916     |
| **D   | EMPLOYEES' RETIREMENT SYSTEM OF THE CITY OF BALTIMORE   | 0       | 84.038     | 84.038     |
| **D   | CHURCH OF ENGLAND INVESTMENT FUND FOR PENSIONS.   | 0       | 21.937     | 21.937     |
| **D   | EMPLOYEES RETIREMENT FUND OF THE CITY OF DALLAS.  | 0       | 55.421     | 55.421     |

## LISTA ESITO DELLA VOTAZIONE

Oggetto: **Voto per azione di responsabilità contro il Presidente Avv. Nicola Maione proposta dal Socio Bluebell Partners. ASTENUTI**

| Badge | Ragione Sociale   | Proprio | Delega    | Totale    |
|-------|---|---------|-----------|-----------|
| **D   | THE COCA-COLA COMPANY   | 0       | 63.914    | 63.914    |
| **D   | THE CALIFORNIA WELLNESS FOUNDATION                                  | 0       | 7.097     | 7.097     |
| **D   | CASEY FAMILY PROGRAMS   | 0       | 54.304    | 54.304    |
| **D   | GWL GLOBAL INVESTMENTS LLC.   | 0       | 90.074    | 90.074    |
| **D   | ALICE L WALTON CHARITABLE LLC                                       | 0       | 291.543   | 291.543   |
| **D   | ARIEL INTERNATIONAL DM/EM LLC                                       | 0       | 68.276    | 68.276    |
| **D   | ARIEL INTERNATIONAL FUND  | 0       | 452.219   | 452.219   |
| **D   | ARIEL GLOBAL FUND   | 0       | 84.309    | 84.309    |
| **D   | HOBSON/LUCAS FAMILY FOUNDATION                                      | 0       | 44.293    | 44.293    |
| **D   | EXELON CORPORATION PENSION MASTER RETIREMENT TRUST                  | 0       | 79.907    | 79.907    |
| **D   | HRW TRUST NO. 3 UAD 01/17/03  | 0       | 50.555    | 50.555    |
| **D   | HRW TRUST NO. 4 UAD 01/17/03  | 0       | 73.467    | 73.467    |
| **D   | HRW TESTAMENTARY TRUST NO. 8.                                       | 0       | 53.157    | 53.157    |
| **D   | HRW TESTAMENTARY TRUST NO. 11.                                      | 0       | 27.201    | 27.201    |
| **D   | WOODLINE MASTER FUND LP C/O WOODLINE PARTNERS LP                    | 0       | 2.575.737 | 2.575.737 |
| **D   | INVECO POOLED INVESTMENT FUND - EUROPE FUND                         | 0       | 12.072    | 12.072    |
| **D   | WOODLINE SPIRE MASTER FUND LP C/O MAPLES CORPORATE SERVICES LIMITED | 0       | 581       | 581       |
| **D   | CHALLENGE FUNDS CHALLENGE ITALIAN EQUITY                            | 0       | 304.800   | 304.800   |
| **D   | FONDITALIA  | 0       | 448.659   | 448.659   |
| **D   | INTERFUND SICAV   | 0       | 14.116    | 14.116    |
| **D   | ALLIS SICAV   | 0       | 187.870   | 187.870   |
| **D   | FCA CANADA INC. ELECTED MASTER TRUST                                | 0       | 70.483    | 70.483    |
| **D   | INVECO BCPL BADGER FUND, A SERIES OF INVECO MULTI SERIES FUNDS II   | 0       | 9.695     | 9.695     |
| **D   | INSTITUTIONAL RETIREMENT TRUST                                      | 0       | 17.503    | 17.503    |
| **D   | SELFFINANCING POSTSECONDARY EDUCATION FUND                          | 0       | 2.728     | 2.728     |
| 6541  | BOSSIELLO GIUSEPPE  | 25.840  | 0         | 25.840    |
| 6593  | RISANI FULVIO   | 20      | 0         | 20        |
| 6657  | RIZZI GIANMATTEO  | 1.940   | 0         | 1.940     |
| 6691  | FRANCESCHIN MAURIZIO  | 11      | 0         | 11        |
| 6847  | PAOLONE SHARON  | 2.500   | 0         | 2.500     |
| 6920  | NATALE ETTORE   | 11.000  | 0         | 11.000    |
| 6926  | FINUCCI GIORGIO   | 1       | 0         | 1         |
| 7024  | GABRIELE LUCA   | 0       | 4.970     | 4.970     |
| 7101  | FAGIOLINI MONICA  | 15.000  | 0         | 15.000    |
| 7176  | CADAMURO ANGELO   | 43.150  | 0         | 43.150    |
| RL*   | CADAMURO COSTRUZIONI S.R.L.   | 42.500  | 0         | 42.500    |
| 7199  | BRUNAMONTI FABIO  | 5       | 0         | 5         |
| 7233  | ROGANTINI PICCO LUIGI   | 1       | 0         | 1         |
| 7279  | MONTIGIANI MAURIZIO   | 1.000   | 0         | 1.000     |
| 7321  | TONIACCINI GIANNI   | 12      | 0         | 12        |
| 7334  | ANGELINI CESARE   | 2.500   | 0         | 2.500     |
| 7437  | SIMONELLI ENNIO   | 144     | 0         | 144       |
| 7441  | BURLAMACCHI KARINE  | 15.000  | 0         | 15.000    |
| 7482  | VALERI TIZIANA  | 1       | 0         | 1         |
| 7484  | IACOPINI FABIO  | 25.000  | 0         | 25.000    |
| 7510  | GHILARDI FABIO  | 45.000  | 0         | 45.000    |
| 7582  | GIOTTI AURO   | 1.100   | 0         | 1.100     |
| 7663  | MOSCATELLI FILIPPO  | 2       | 0         | 2         |

LISTA ESITO DELLA VOTAZIONE

Oggetto: **Voto per azione di responsabilità contro il Presidente Avv. Nicola Maione proposta dal Socio Bluebell Partners.**  
**ASTENUTI**

| Badge | Ragione Sociale   |
|-------|-------------------|
| 7698  | SCAPECCHI STEFANO |
| 7716  | GRANAI ALDO       |
| 7722  | CAPITANI MAURO    |
| 7738  | CUOMO PIETRO      |

|                               |            |
|-------------------------------|------------|
| <b>Totale voti</b>            | 65.724.206 |
| <b>Percentuale votanti %</b>  | 3,337005   |
| <b>Percentuale Capitale %</b> | 2,163106   |

| Proprio |
|---------|
| 10      |
| 455     |
| 32      |
| 2.275   |

| Delega |
|--------|
| 0      |
| 0      |
| 0      |
| 0      |

| Totale |
|--------|
| 10     |
| 455    |
| 32     |
| 2.275  |

Aventi diritto:  
in proprio:

124    36  
Teste:    in delega:

39  
88

## LISTA ESITO DELLA VOTAZIONE

Oggetto: **Voto per azione di responsabilità contro il Presidente Avv. Nicola Maione proposta dal Socio Bluebell Partners. NON VOTANTI**

| Badge | Ragione Sociale                                      | Proprio | Delega     | Totale     |
|-------|--|---------|------------|------------|
| 6135  | PISANU PIERO   | 10      | 0          | 10         |
| 6146  | SPAMPANI FERNANDO                                    | 750     | 0          | 750        |
| 6178  | GRANAI ANDREA  | 1       | 0          | 1          |
| 6301  | ROCCA RICCARDO                                       | 0       | 0          | 0          |
| RL*   | CROMWELL GROUP S.R.L.                                | 100     | 0          | 100        |
| 6457  | SALVO NICOLETTA                                      | 1       | 0          | 1          |
| 6607  | GRECO LUCA   | 100     | 0          | 100        |
| 6830  | FIASCHI FABIO  | 2.600   | 0          | 2.600      |
| 6983  | ROSSI EUGENIO  | 10.000  | 0          | 10.000     |
| 7088  | CORSETTI PAOLO                                       | 1.000   | 0          | 1.000      |
| 7092  | SILVESTRI ALESSIA                                    | 57      | 23.000     | 23.057     |
| 7301  | TOCCHI TITO  | 202     | 0          | 202        |
| 7425  | CAPANNA GIUSEPPE                                     | 0       | 0          | 0          |
| DE*   | MARIA GROWTH FUND SA SICAV RAIF ITACA MULTI STRATEGY | 0       | 31.600.000 | 31.600.000 |
| 7433  | PIZZUTO LUIGI  | 10      | 0          | 10         |
| 7687  | MAGNI CARLO  | 10      | 0          | 10         |

**Totale voti** 31.637.841

**Percentuale votanti %** 1,606343

**Percentuale Capitale %** 1,041260



*Handwritten signature*

*Handwritten signature*

## LISTA ESITO DELLA VOTAZIONE

Oggetto: **Voto per azione di responsabilità contro il Presidente Avv. Nicola Maione proposta dal Socio Bluebell Partners.****VOTI ESCLUSI DAL QUORUM Deliberativo**

| Badge | Ragione Sociale  | Proprio | Delega    | Totale    |
|-------|--|---------|-----------|-----------|
| 6473  | TREVISAN DARIO   | 0       | 0         | 0         |
| **D   | PREVINDAI FONDO PENSIONE   | 0       | 251.250   | 251.250   |
| **D   | TENAX GLOBAL EQUITY FUND   | 0       | 476.122   | 476.122   |
| **D   | TENAX FINANCIAL UCITS FUND   | 0       | 50.939    | 50.939    |
| **D   | SIREF FIDUCIARIA SPA   | 0       | 55.495    | 55.495    |
| 7079  | SODALI AND CO. INCARICATA DELLA SOLLECITAZIONE DI DELEGHE IN PERSONA DI: DI VIZIA RENATO | 0       | 0         | 0         |
| ***   | TURI UGO   | 0       | 30.500    | 30.500    |
| ***   | PENE` FRANCO   | 0       | 1.013.200 | 1.013.200 |
| **D   | MAIRE INVESTMENTS S.P.A.   | 0       | 275.000   | 275.000   |
| **D   | ECONOMA S.R.L.   | 0       | 500.000   | 500.000   |
| ***   | COMELLI PAOLA  | 0       | 3.000     | 3.000     |
| ***   | FANTONI MARCO  | 0       | 1.000     | 1.000     |
| ***   | FUSARI PAOLO   | 0       | 16.360    | 16.360    |
| ***   | PATRIZI STEFANO  | 0       | 31.120    | 31.120    |
| ***   | AGOSTINI PATRIZIA  | 0       | 30.000    | 30.000    |
| ***   | AGOSTINI GIOVANNI  | 0       | 41.250    | 41.250    |
| ***   | ABBA PAOLO   | 0       | 28.000    | 28.000    |
| ***   | RINALDI PAOLO  | 0       | 4.400     | 4.400     |
| ***   | RINALDI MARCO ANDREA   | 0       | 1.320     | 1.320     |
| ***   | PATRIZI CLAUDIO  | 0       | 5.000     | 5.000     |
| ***   | GERARDI GABRIELE   | 0       | 6.000     | 6.000     |
| ***   | FIORITO MATTEO   | 0       | 11.000    | 11.000    |
| **D   | M.D.O. DEI FRATELLI DOMENICO E FIORE FOTI SOCIETA` IN                                    | 0       | 20.000    | 20.000    |
| ***   | LAZZARI PAOLA  | 0       | 2.000     | 2.000     |
| ***   | TEZA ALBERTO   | 0       | 3.000     | 3.000     |
| **D   | EL PEPINO IMMOBILIARE S.R.L.   | 0       | 2.000.000 | 2.000.000 |
| **D   | FUGAS S.P.A.   | 0       | 500.000   | 500.000   |
| ***   | MAURRI SANDRO  | 0       | 53.500    | 53.500    |
| **D   | TRUST BENI CERVI   | 0       | 37.998    | 37.998    |
| ***   | BONFIGLI DOMENICO  | 0       | 506.600   | 506.600   |
| ***   | GUASCO PAOLO   | 0       | 117.500   | 117.500   |
| **D   | VOVO S.R.L.  | 0       | 9.000     | 9.000     |
| ***   | BIONDI PAOLO   | 0       | 40.000    | 40.000    |
| ***   | LOMBARDI COSIMO  | 0       | 18.000    | 18.000    |
| ***   | MAGGIANI GIORGIO   | 0       | 177.500   | 177.500   |
| ***   | DEL GIUDICE MARIAELISA   | 0       | 25.000    | 25.000    |
| **D   | FONDAZIONE PIERO BONGIANINO ONLUS  | 0       | 22.500    | 22.500    |
| **D   | BOSI & PARTNERS S.A.S.   | 0       | 9.600     | 9.600     |
| ***   | TRUST MARMAROLA  | 0       | 90.900    | 90.900    |
| ***   | LORUSSO COSIMO DAMIANO   | 0       | 14.000    | 14.000    |
| ***   | BOSI LUCA GIOVANNI MARIA   | 0       | 16.500    | 16.500    |
| ***   | ASCARI FEDERICO  | 0       | 1.720     | 1.720     |
| ***   | PAVONI VALTER  | 0       | 38.000    | 38.000    |
| ***   | AGOSTINI GIOVANNI  | 0       | 25.000    | 25.000    |
| ***   | GERARDI GABRIELE   | 0       | 8.000     | 8.000     |
| ***   | GERARDI CARLA  | 0       | 5.000     | 5.000     |
| ***   | CATTANEO CLAUDIA   | 0       | 10.000    | 10.000    |
| ***   | CACCAVALE ANTONIO  | 0       | 2.721     | 2.721     |

Avanti diritto:  
0 in proprio:61 Teste:  
0 in delega:3  
61

LISTA ESITO DELLA VOTAZIONE

Oggetto: **Voto per azione di responsabilità contro il Presidente Avv. Nicola Maione proposta dal Socio Bluebell Partners.**  
**VOTI ESCLUSI DAL QUORUM Deliberativo**

| Badge | Ragione Sociale                    | Proprio | Delega | Totale |
|-------|------------------------------------|---------|--------|--------|
| ***   | DALLA PRIA DANIELE                 | 0       | 18.502 | 18.502 |
| ***   | GABELLI MASSIMO                    | 0       | 15.000 | 15.000 |
| ***   | DE FAVERI MARCO                    | 0       | 1.306  | 1.306  |
| ***   | PERDEGHINI ANDREA                  | 0       | 1.600  | 1.600  |
| ***   | LUCIANI GIUSEPPE                   | 0       | 13.000 | 13.000 |
| ***   | LIACI PIERO                        | 0       | 24.000 | 24.000 |
| ***   | PORTO GIUSEPPE SANTO               | 0       | 20.000 | 20.000 |
| ***   | CICERI MASSIMILIANO                | 0       | 1.000  | 1.000  |
| ***   | LIVRAGHI ANNA MARIA                | 0       | 1.000  | 1.000  |
| ***   | DI FATTA GIUSEPPE                  | 0       | 1.400  | 1.400  |
| ***   | DI FATTA GIUSEPPE                  | 0       | 390    | 390    |
| ***   | GIUDITTA MICHELE                   | 0       | 1.000  | 1.000  |
| ***   | NAVA GIUSEPPE                      | 0       | 59.000 | 59.000 |
| ***   | SCLOPIS GABRIELE VITTORIO GREGORIO | 0       | 32.000 | 32.000 |
| ***   | FIASCONARO FILIPPO                 | 0       | 46.000 | 46.000 |

Totale voti 6.820.193  
 Percentuale votanti % 0,346281  
 Percentuale Capitale % 0,224465

*K*



*GG*

Aventi diritto: 61  
 in proprio: 0

3

Pagina 47

Teste: 0  
 in delega: 61

**LISTA ESITO DELLA VOTAZIONE**

**Oggetto: Voto per azione di responsabilità contro il Presidente Avv. Nicola Maione proposta dal Socio Bluebell Partners.  
VOTI NON COMPUTATI (Non Votati)**

|                               |  |         |           |           |
|-------------------------------|--|---------|-----------|-----------|
| Badge<br>*RA*                 | Ragione Sociale<br>COMPUTERSHARE SPA RAPPRESENTANTE DESIGNATO IN QUALITÀ DI DELEGATO 135-UNDECIES TUF IN PERSONA DI MONICELLI ENRICO | Proprio | Delega    | Totale    |
|                               |  | 0       | 3.178.735 | 3.178.735 |
| <b>Totale voti</b>            | <b>3.178.735</b>   |         |           |           |
| <b>Percentuale votanti %</b>  | <b>0,161393</b>  |         |           |           |
| <b>Percentuale Capitale %</b> | <b>0,104618</b>  |         |           |           |

Aventi diritto:  
in proprio:

18 Teste:  
0 in delega: