

ALLEGATO LETT. A ALL'ATTO
N° 15618 DI REPERTORIO
N° 23426 DI RACCOLTA

| ASSEMBLEA STRAORDINARIA BMPS - 04.02.2026 | NOME E COGNOME | MODALITA' DI PARTECIPAZIONE |
|---|--|-----------------------------|
| CONSIGLIO DI AMMINISTRAZIONE | Nicola Maione - <i>Presidente</i> | SEDE SIENA |
| | Luigi Lovaglio - <i>Amministratore Delegato</i> | SEDE SIENA |
| COLLEGIO SINDACALE | Enrico Ciai - <i>Presidente</i> | SEDE SIENA |
| | Lavinia Linguanti | SEDE SIENA |
| | Giacomo Granata | SEDE SIENA |
| COMPUTERSHARE S.P.A. | Enrico Monicelli - <i>Rappresentante Designato</i> | SEDE SIENA |
| STUDIO ASSOCIATO M. ZANCHI - A. ROMEO | Mario Zanchi - <i>Notaio</i> | SEDE SIENA |
| PERSONALE BMPS | Avv. Riccardo Quagliana - <i>General Counsel</i> | SEDE SIENA |
| | Beatrice Bruni - <i>Segreteria Generale</i> | SEDE SIENA |

Handwritten signature



ALLEGATO LETT. B ALL'ATTO Assemblea Straordinaria del 04 febbraio 2026

N° 45618 DI REPERTORIO

N° 23426 DI RACCOLTA

POSIZIONE ALL'ATTO DELLA COSTITUZIONE

Sono rappresentati, per delega conferita al Rappresentante Designato, n. **1.975** soggetti aventi diritto al voto per n **2.066.520.129** azioni ordinarie, pari al **68,013025%** del capitale Sociale, che danno diritto a n **2.066.520.129** voti su numero 3.038.418.183 voti complessivamente spettanti agli azionisti.



Elenco Interventuti
(Tutti ordinati alfabeticamente)
Assemblea Straordinaria

ALLEGATO LETT. C ALL'ATTO
 N° 45618 DI REPERTORIO
 N° 23426 DI RACCOLTA

04/02/2026

| Badge | Titolare | Tipo Rap. | Deleganti / Rappresentati legalmente | | Straordinaria |
|-------|----------|-----------|--|--|--------------------|
| 1 | | | COMPUTERSHARE SPA IN PERSONA DI ENRICO MONICELLI RAPPR. DESIGNATO IN QUALITÀ DI DELEGATO 135-UNDECIES TUF | | 0 |
| 2 | D | | A.D.FID SRL SOCIETA' FIDUCIARIA E DI R EVISIONE | | |
| 35 | D | | ANIMA HOLDING SPA | | 1.000 |
| 3 | D | | AUSONIA S.R.L. | | 50.290.691 |
| 4 | D | | AZUFIN SPA | | 13.100.000 |
| 34 | D | | BANCO BPM SPA | | 13.000.000 |
| 42 | D | | BERGANTINO GIANMARIA | | 62.984.485 |
| 36 | D | | BONDI ALESSANDRO | | 370 |
| 5 | D | | CALT 2004 SRL | | 119.382 |
| 38 | D | | CAPITAL INVESTMENT COMPANY S.R.L. | | 11.030.000 |
| 43 | D | | CAPOZZI SEBASTIAN EDGAR | | 255.000 |
| 6 | D | | CED DIGITAL & SERVIZI SRL | | 752 |
| 7 | D | | ESPERIA 15 SRL | | 10.000 |
| 8 | D | | FINANZIARIA ITALIA 2005 SPA | | 13.100.000 |
| 9 | D | | FINCAL S.P.A. | | 62.000.000 |
| 10 | D | | FINCED SRL | | 69.900.000 |
| 11 | D | | GAMMA SRL | | 18.150.000 |
| 12 | D | | IMMAKO SRL | | 46.750.000 |
| 13 | D | | IMPRESE TIPOGRAFICHE VENETE SRL | | 1.500.000 |
| 14 | D | | INTERMEDIA SRL | | 10.000 |
| 15 | D | | ISTITUTO FINANZIARIO 2012 SPA | | 120.000 |
| 16 | D | | M.K. 87 SPA | | 29.460.000 |
| 40 | D | | MARCHESE SIMON | | 10.000 |
| 26 | D | | MIRIA GROWTH FUND SA SICAV RAIF ITACA MULTI STRATE | | 1.000 |
| 17 | D | | P.I.M.-PUBBLICITA' MULTIMEDIA ITALIANA SRL | | 35.000.000 |
| 28 | D | | PLT HOLDING S.R.L. | | 10.000 |
| 29 | D | | PLT SPA | | 17.651.874 |
| 18 | D | | QUARTA IBERICA SRL | | 11.969.035 |
| 19 | D | | QUOTIDIANO DI PUGLIA SRL | | 9.660.000 |
| 41 | D | | RIVA ANDREA | | 10.000 |
| 32 | D | | SCHEMA DELTA S.R.L. | | 282 |
| 39 | D | | SIMONFID S.P.A. C/TERZI | | 44.001.480 |
| 24 | D | | SO.CO.GE.IM SPA | | 200.000 |
| 25 | D | | SOVANA S.R.L. | | 10.250.000 |
| 33 | D | | SPAFID FIDUCIANTE N. 198109 | | 10.000 |
| 20 | D | | STAMPA ROMA 2015 S.R.L. | | 661.113 |
| 21 | D | | STAMPA VENEZIA SRL | | 10.000 |
| 30 | D | | TORTORA ELEONORA | | 10.000 |
| | | | <i>di cui 15.172 azioni in garanzia a MEDIOBANCA S.P.A.;</i> | | 143.675 |
| 31 | D | | TORTORA ELISABETTA | | |
| 27 | D | | TORTORA PIERLUIGI | | 105.897 |
| 1 | D | | VANNI GRAZIANO | | 3.536.443 |
| 22 | D | | VIAPAR SRL | | 2 |
| 37 | D | | VM 2006 SOCIETA' A RESPONSABILITA' LIMITATA | | 7.200.000 |
| | | | <i>di cui 9.000.000 azioni in garanzia a INTESA SANPAOLO EX SANPAOLO;</i> | | 12.000.000 |
| 23 | D | | VM 2006 SRL | | |
| | | | Totale azioni | | 30.720.000 |
| | | | | | 574.942.481 |

Legenda:

D: Delegante



Elenco Intervenuti
(Tutti ordinati alfabeticamente)
Assemblea Straordinaria

| Badge | Titolare | Tipo Rap. | Deleganti / Rappresentati legalmente | Straordinaria |
|-------|---|-----------|--|---------------|
| 3 | COMPUTERSHARE SPA IN PERSONA DI ENRICO MONICELLI RAPPR. DESIGNATO IN QUALITÀ DI SUBDELEGATO 135-NOVIES ST. TREVISAN | | | 18,922428 |
| | | | | 0 |
| 103 | D | | 1895 WERELDAANDELEN EN IDX AMUNDI | |
| 652 | D | | 1934 GLOBAL INVESTMENT FUND LP | 225.704 |
| 108 | D | | 1973 IRREVOCABLE TRUST OF CD WEYERHAEUSER | 499.327 |
| 107 | D | | 1975 IRREV TRUST OF C D WEYERHAEUSER | 889 |
| 91 | D | | 1999 VOLUNTARY EMPLOYEES BENEFICIARY ASSOCIATION OF THE NONREPRESENTED EMPLOYEES OF SOUTHERN CALIFORNIA EDISON COMPANY | 2.834 |
| | | | | 2 |
| 1.233 | D | | 801 INVESTMENTS LLC | |
| 446 | D | | A A B DIVERSIFIE | 12.753 |
| 367 | D | | AA BNPP AM ACTIONS PETITES CAP EUROPE | 77.835 |
| 368 | D | | AA SSGA ACTIONS INDICE EURO | 742.865 |
| 1.078 | D | | AB SICAV I - ALL MARKET INCOME | 406.032 |
| 1.075 | D | | AB SICAV III - DYNAMIC ALL MAR | 525.966 |
| 1.637 | D | | AB VARIABLE PRODUCTS SERIES FUND INC. - AB DYNAMIC ASSET AL LOCATION PORTFOLIO | 5.805 |
| | | | | 3.590 |
| 180 | D | | ABB PENSION FUND | |
| 937 | D | | ABBATTISTA CORRADO | 4.276 |
| 338 | D | | ABERDEEN GROUP CHARITABLE TRUST | 572.000 |
| 1.594 | D | | ABN AMRO FGR | 2.875 |
| 1.543 | D | | ABN AMRO FUNDS | 2.791 |
| 38 | D | | ABNFLPA RHUMBLINE INTL EQUITY 262408 | 40.800 |
| 1.446 | D | | ABRDN OEIC II-ABRDN GLOBAL BALANCED GROWTH FUND | 3.496 |
| 1.465 | D | | ABRDN OEIC IV-ABRDN EUROPEAN EQUITY ENHANCED INDEX FUND | 7.441 |
| | | | | 56.527 |
| 1.470 | D | | ABRDN OEIC IV-ABRDN EUROPEAN EQUITY TRACKER FUND | |
| 1.414 | D | | ABRDN SICAV I - EUROPEAN EQUITY ENHANCED INDEX FUND | 209.756 |
| 1.343 | D | | ABU DHABI PENSION FUND | 658 |
| 847 | D | | ACCIDENT COMPENSATION CORPORATION | 222.925 |
| 1.186 | D | | ACORN 1998 TRUST. | 36.181 |
| 1.346 | D | | ACS 30:70 GLOBAL EQUITY TRACKER FUND | 1.291 |
| 432 | D | | ADARA | 15.923 |
| 370 | D | | ADP DIVERSIFIE DYNAMIQUE | 86.500 |
| 619 | D | | ADVISER MANAGED TRUST - DIVERSIFIED EQUITY FUND | 5.578 |
| 1.418 | D | | AEGON CUSTODY B.V.. | 3.587 |
| 884 | D | | AEIS INSTITUTIONAL FUND - AKTIEN GLOBAL | 74.934 |
| 303 | D | | AF EUROLAND EQUITY DYNAMIC MULTI FACTORS | 69.016 |
| 302 | D | | AF EUROPEAN EQUITY DYNAMIC MULTI FACTORS | 983.601 |
| 306 | D | | AF MULTI ASSET CONSERVATIVE RESPONSIBLE | 35.364 |
| 1.752 | D | | AGIALLIANZ VERMOEGENSBIUDUNG EUROPA | 104.047 |
| 350 | D | | AGRIPLAN EXPANSION | 301.562 |
| 1.507 | D | | AHL EVOLUTION LTD SHARMAINE BERKELEY ARGONAUT LTD | 69.338 |
| | | | | 1.141.826 |
| 946 | D | | AIA GLOBAL MULTI-FACTOR EQUITY FUND | |
| 146 | D | | AIB GROUP IRISH PENSION SCHEME | 156.123 |
| 1.844 | D | | AILIS SICAV | 28.498 |
| 1.055 | D | | AIM EQUITY EUROPE CANTONS | 202.885 |
| | | | | 44.337 |

Legenda:

D: Delegante



Elenco Intervenuti
(Tutti ordinati alfabeticamente)
Assemblea Straordinaria

| Badge | Titolare Tipo Rap. | Deleganti / Rappresentati legalmente | Straordinaria |
|-------|-----------------------|--|---------------|
| 15 | D | AITOR FERNANDEZ NEIRA | |
| 533 | D | ALASKA COMMON TRUST FUND | 12 |
| 150 | D | ALASKA PERMANENT FUND CORPORATION | 75.991 |
| 790 | D | ALGEBRIS UCITS FUNDS PLC - ALGEBRIS CORE ITALY FUND | 202.468 |
| 823 | D | ALGEBRIS UCITS FUNDS PLC - ALGEBRIS FINANCIAL EQUITY FUND | 960.000 |
| 819 | D | ALGEBRIS UCITS FUNDS PLC - ALGEBRIS FINANCIAL INCOME FUND | 2.848.611 |
| 1.243 | D | ALICE L WALTON CHARITABLE LLC | 2.896.852 |
| 938 | D | ALLANDO EXPRESS OU | 349.535 |
| 1.602 | D | ALLIANZ AZIONI EUROPA | 265 |
| 1.603 | D | ALLIANZ AZIONI ITALIA ALL STARS LL STARS | 156.921 |
| 1.838 | D | ALLIANZ GLOBAL INVESTORS FUND | 1.175.000 |
| 988 | D | ALLIANZ GLOBAL INVESTORS GMBH | 257.437 |
| 1.675 | D | ALLIANZ GLOBAL INVESTORS GMBH FOR ALLIANZGIFONDS HPT | 728.635 |
| 1.753 | D | ALLIANZ GLOBAL INVESTORS GMBH FOR INDUSTRIA | 493 |
| 460 | D | ALLIANZ GLOBAL INVESTORS GMBH W/ALLIANZGI-FONDS AOKNW-AR SEGMENT OKWLCO-AKTIEN | 2.034.561 |
| 1.604 | D | ALLIANZ ITALIA 50 SPECIAL | 25.000 |
| 859 | D | ALLIANZGI S AKTIEN | 34.000 |
| 852 | D | ALLIANZGI-FONDS APNIESA SEGMENT APNIESA-GSIM-A | 59.616 |
| 470 | D | ALLIANZGI-FONDS DSPT | 165.689 |
| 762 | D | ALLIANZGI-FONDS GANO 2 | 68.020 |
| 612 | D | ALLIANZGI-FONDS PF1 SEGMENT PF1-AA2-E_EUA | 5.000 |
| 413 | D | ALLOCATION INVEST EQUITY CORE | 37.409 |
| 402 | D | ALLOCATION PROTECTION 80 | 48.000 |
| 767 | D | ALM ACTIONS ZONE EURO ISR | 539.988 |
| 1.371 | D | ALPHANATICS MASTER FUND LTD C/O PICTET ASSET MANAGEMENT SA | 277.058 |
| 1.819 | D | ALPS INTERNATIONAL SECTOR DIVIDEND DOGS ETF | 85.482 |
| 339 | D | AM AMUNDI ETHIK PLUS | 316.691 |
| 340 | D | AM WELT ERTRAG NACHHALTIG | 73.900 |
| 1.583 | D | AMERICAN AIRLINES INC MASTER FIXED BENEFIT PENSION TRUST | 44.964 |
| 1.804 | D | AMERICAN BEACON INTERNATIONAL EQUITY FUND | 154.826 |
| 1.813 | D | AMERICAN BUREAU OF SHIPPING | 132.386 |
| 1.820 | D | AMERICAN CENTURY ETF TR-AMERICAN CENT QUALITY DIVERSIFIED INTL ETF | 2.013 |
| 1.821 | D | AMERICAN CENTURY ETF TRUST-AVANTIS INTERNATIONAL EQUITY ETF | 37.728 |
| 1.822 | D | AMERICAN CENTURY ETF TRUST-AVANTIS INTERNATIONAL EQUITY FUND | 566.731 |
| 1.824 | D | AMERICAN CENTURY ETF TRUST-AVANTIS RESPONSIBLE INTERNATIONAL EQUITY ETF | 820 |
| 1.817 | D | AMERICAN CENTURY ICAV | 6.269 |
| 447 | D | AMLC EQ SINGLE STOCKS | 21.794 |
| 504 | D | AMP CAPITAL SPECIALIST INTERNATIONAL SHARE FUND | 2.407 |
| 518 | D | AMP INTERNATIONAL EQUITY INDEX FUND | 12.295 |
| 517 | D | AMP INTERNATIONAL EQUITY INDEX FUND HEDGED | 140.105 |
| 512 | D | AMP WHOLESALE GLOBAL EQUITIES FUND | 13.513 |
| | | | 22.462 |

Legenda:

D: Delegante



Elenco Interventuti
(Tutti ordinati alfabeticamente)
Assemblea Straordinaria

| Badge | Titolare | Deleganti / Rappresentati legalmente | Straordinaria |
|-------|-----------|---|---------------|
| | Tipo Rap. | | |
| 535 | D | AMSELECT - BLACKROCK EURO EQUITY | |
| 395 | D | AMUNDI ACTIONS EURO HORIZON ENVIRONNEMENT | 403.195 |
| 366 | D | AMUNDI ACTIONS EURO SELECT | 949.659 |
| 397 | D | AMUNDI ACTIONS PME | 1.376.358 |
| 1.046 | D | AMUNDI AUSTRIA | 2.062.860 |
| 1.825 | D | AMUNDI AUSTRIA GMBH FOR AMUNDIOKO SAZIAL STOCK | 731.677 |
| 416 | D | AMUNDI EQUILIBRE GLOBAL SOLIDAIRE FCP | 690.000 |
| 406 | D | AMUNDI EQUITY EURO CONSERVATIVE | 12.753 |
| 973 | D | AMUNDI ETF ICAV | 96.785 |
| 970 | D | AMUNDI ETF ICAV - AMUNDI PRIME ALL COUNTRY WORLD UCITS ETF | 377.196 |
| 971 | D | AMUNDI ETF ICAV - AMUNDI S&P 500 EQUAL WEIGHT ESG LEADERS UCITS ETF | 89.568 |
| 967 | D | AMUNDI ETF ICAV - AMUNDI SANDP 500 EQUAL WEIGHT ESG LEADERS UCITS ETF | 55.963 |
| 968 | D | AMUNDI ETF ICAV-AMUNDI PRIME GLOBAL UCITS ETF | 12.135 |
| 369 | D | AMUNDI EURO EQUITY ESR | 52.716 |
| 355 | D | AMUNDI EUROPE MONDE | 1.398.611 |
| 301 | D | AMUNDI FDS GLOB MULTI ASSET CONSERVATIVE | 85.460 |
| 1.066 | D | AMUNDI FUND SOLUTIONS - MULTI | 342.937 |
| 309 | D | AMUNDI FUNDS EUROLAND EQUITY RISK PARITY | 11.400 |
| 277 | D | AMUNDI FUNDS EUROPEAN EQUITY | 11.540 |
| 300 | D | AMUNDI FUNDS GLOBAL MULTI ASSET | 219.872 |
| 299 | D | AMUNDI FUNDS MULTI ASSET REAL RETURN | 128.094 |
| 942 | D | AMUNDI HK PORTFOLIOS | 5.792 |
| 280 | D | AMUNDI INDEX MSCI EUROPE | 53.267 |
| 281 | D | AMUNDI INDEX MSCI WORLD | 1.187.078 |
| 1.064 | D | AMUNDI INVESTMENT FUNDS MA TEO | 141.131 |
| 429 | D | AMUNDI IPSA ACTIONS | 106.455 |
| 293 | D | AMUNDI ITALY MIB ESG | 94.457 |
| 363 | D | AMUNDI LABEL DYNAMIQUE ESR | 607.673 |
| 359 | D | AMUNDI LABEL EQUILIBRE ESR | 52.232 |
| 273 | D | AMUNDI LIFECYCLE 2030 EQUITY | 49.030 |
| 274 | D | AMUNDI LIFECYCLE 2033 EQUITY | 44 |
| 275 | D | AMUNDI LIFECYCLE 2036 EQUITY | 45 |
| 276 | D | AMUNDI LIFECYCLE 2039 EQUITY | 94 |
| 289 | D | AMUNDI MSCI EMU CLIMATE PARIS ALIGNED | 86 |
| 278 | D | AMUNDI MSCI EMU ESG BROAD TRANSITION | 62.726 |
| 296 | D | AMUNDI MSCI EUR EX SWITZERLAND ESG LEAD | 169.868 |
| 282 | D | AMUNDI MSCI EUROPE CLIMATE PARIS ALIGNED | 34.923 |
| 294 | D | AMUNDI MSCI EUROPE ESG BROAD TRANSITION | 22.183 |
| 284 | D | AMUNDI MSCI EUROPE SCREENED | 205.239 |
| 288 | D | AMUNDI MSCI WORLD CLIMATE PARIS ALIGNED | 72.395 |
| 438 | D | AMUNDI MSCI WORLD CLIMATE PARIS ALIGNED UMWELTZEICHEN UCITS ETF | 872 |
| 283 | D | AMUNDI MSCI WORLD CLIMATE TRANSITION | 9.349 |
| 378 | D | AMUNDI PATRIMOINE PEA | 3.466 |
| 304 | D | AMUNDI PRIME EUROPE | 91.214 |
| 305 | D | AMUNDI PRIME EUROZONE | 57.882 |
| 272 | D | AMUNDI PROGETTO FUTURO PIR | 40.519 |
| 353 | D | AMUNDI RENDEMENT PLUS SELECT | 120.297 |
| | | | 9.966 |

Legenda:

D: Delegante



Elenco Intervenuti
(Tutti ordinati alfabeticamente)
Assemblea Straordinaria

04/02/2026

| Badge | Titolare | Deleganti / Rappresentati legalmente | Straordinaria |
|-------|-----------|---|-------------------|
| | Tipo Rap. | | |
| 268 | D | AMUNDI SELEZIONE ATTIVA ITALIA | |
| 1.071 | D | AMUNDI SGR SPA / AMUNDI BILANCIATO PIU' | 902.000 |
| 1.072 | D | AMUNDI SGR SPA / AMUNDI OBBLIGAZIONARIO PIU' A DISTRIBUZIONE | 53.757 180.563 |
| 1.067 | D | AMUNDI SGR SPA / AMUNDI RISPARMIO ITALIA | |
| 1.069 | D | AMUNDI SGR SPA -CORE PENSION | 275.259 |
| 1.073 | D | AMUNDI SGR SPA -SECONDAPENSIONE | 281.944 |
| 1.070 | D | AMUNDI SGR SPA/AMUNDI ELITE MULTI ASSET FLEXIBLE | 471.746 |
| 1.068 | D | AMUNDI SGR SPA/AMUNDI SVILUPPO ATTIVO ITALIA | 48.549 |
| 279 | D | AMUNDI STOXX EUROPE 600 | 1.796.000 |
| 295 | D | AMUNDI STOXX EUROPE 600 ESG | 2.755.406 |
| 855 | D | AMUNDI STOXX EUROPE 600 ESG II UCITS ETF | 298.105 |
| 398 | D | AMUNDI TRANSMISSION ACTIONS | 66.279 |
| 399 | D | AMUNDI TRANSMISSION PATRIMOINE | 7.006 |
| 1.048 | D | ANDROS | 24.603 |
| 635 | D | ANTIPODES GLOBAL EQUITY CIT | 4.677 |
| 647 | D | ANTIPODES INTERNATIONAL VALUE FUND, LP | 47.656 |
| 566 | D | ANZ WHOLESALE INTERNATIONAL SHARE - NO. 1 FUND | 4.492 |
| 411 | D | AP ACTIONS 1 EURO | 8.900 |
| 433 | D | APICIL ACTIONS EURO | 78.721 |
| 681 | D | APOLLO INFRASTRUCTURE 2027 | 20.179 |
| 1.469 | D | APPIAN ASSET MANAGEMENT | 75.108 |
| 1.596 | D | AQR FLEX 1 SERIES LLC - SERIES A15 | 412.525 |
| 1.597 | D | AQR FLEX 1 SERIES LLC - SERIES A9 | 12.751 |
| 1.595 | D | AQR FLEX 1 SERIES LLC - SERIES C8 | 355.838 |
| 1.598 | D | AQR FLEX 1 SERIES LLC SERIES A10 | 741 |
| 1.618 | D | AQR FLEX 1 SERIES LLC- SERIES A13 | 56.017 |
| 1.924 | D | AQR FLEX 1 SERIES LLC- SERIES A6 | 2.685 |
| 1.544 | D | AQR FUNDS - AQR MANAGED FUTURESSTRATEGY FUND | 6.850 |
| 1.611 | D | AQR FUNDS - AQR TREND TOTAL RETURN FUND | 514.072 |
| 1.616 | D | AQR FUNDS- AQR CVX FUSION FUND | 13.301 |
| 1.613 | D | AQR FUNDS AQR LONGSHORT EQUITY FUND | 2.346 |
| 1.599 | D | AQR FUNDS- AQR LSE FUSION FUND | 557.768 |
| 1.557 | D | AQR FUNDSAQR MULTIASSET FUND | 3.704 |
| 1.373 | D | AQR INNOVATION FUND L.P. C/O AQR CAPITAL MANAGEMENT LLC | 95.229 1.076 |
| 1.546 | D | AQR TA GLOBAL RELAXED CONSTRAINT EQUITY FUND, L.P. | |
| 1.384 | D | AQR TAX ADVANTAGED GLOBAL EQUITY MARKET NEUTRAL FUND L.P. PM ACCOUNT C/O AQR MANAGEMENT LLC | 12.709 9.561 |
| 481 | D | ARAMCO ASIA SINGAPORE PTE. LTD | |
| 451 | D | ARCADE ACTIONS EURO | 4.475 |
| 1.816 | D | ARCHITAS MULTIMANAGER GLOBAL FUNDS UNIT TRUST | 88.798 |
| 828 | D | ARDAN UCITS ICAV | 177.288 |
| 1.852 | D | ARERO - DER WELTFONDS - ESG | 17.100 |
| 97 | D | ARGA EAFE VALUE EQUITY CIT FUND ARG A EAFE VALUE EQUITY CIT FUND | 58.679 734.295 |
| 1.229 | D | ARGA EUROPEAN EQUITY FUND LP | |
| 1.240 | D | ARGA FUND TRUST SERIES - ARG A GLOBAL FUND | 1.742 |
| 1.209 | D | ARGA FUND TRUST SERIES - ARG A INTERNATIONAL FUND | 67.423 |
| 1.230 | D | ARGA GLOBAL DIVERSIFIED VALUE FUND LP | 114.881 |
| 603 | D | ARGA GLOBAL EQUITY AUSTRALIA FUND | 889 220 |

Legenda:

D: Delegante



Elenco Intervenuti
(Tutti ordinati alfabeticamente)
Assemblea Straordinaria

| Badge | Titolare | Tipo Rap. | Deleganti / Rappresentati legalmente | Straordinaria |
|-------|----------|-----------|---|---------------|
| 1.231 | D | | ARGA INTERNATIONAL DIVERSIFIED VALUE FUND LP | |
| 1.228 | D | | ARGA INTERNATIONAL SECTOR-NEUTRAL VALUE EQUITY FUND | 1.493 |
| 546 | D | | ARGA INTERNATIONAL VALUE FUND | 1.644 |
| 1.268 | D | | ARIA CO PTY LTD AS TRUSTEE FOR COMBINED INVESTMENTS FUND | 136.427 |
| 1.300 | D | | ARIEL GLOBAL FUND | 226.044 |
| 1.235 | D | | ARIEL INTERNATIONAL DM/EM LLC | 106.538 |
| 1.303 | D | | ARIEL INTERNATIONAL FUND | 188.681 |
| 106 | D | | ARIZONA STATE RETIREMENT SYSTEM | 564.531 |
| 445 | D | | ARKEA DS LIQUIDITES PEA | 507.906 |
| 1.653 | D | | ARKWRIGHT, LLC | 450.000 |
| 374 | D | | ARRCO LONG TERME D | 33.207 |
| 675 | D | | ARRCO QUANT I | 316.320 |
| 415 | D | | ARRCO QUANT II | 128.082 |
| 1.555 | D | | ARROWSTREET (CANADA) GLOBAL ALL-COUNTRY FUND I | 81.992 |
| 1.706 | D | | ARROWSTREET (CANADA) GLOBAL ALL-COUNTRY FUND II | 110.091 |
| 1.614 | D | | ARROWSTREET (CANADA) GLOBAL WORLD ALPHA EXTENSION FUND I | 5.900 |
| 1.500 | D | | ARROWSTREET (DELAWARE) ALPHA EXTENSION FUND LP. | 1.924 |
| 1.382 | D | | ARROWSTREET (DELAWARE) CUSTOM ALPHA EXTENSION FUND Q L.P. | 3.163 |
| 1.556 | D | | ARROWSTREET ACWI ALPHA EXTENSION COMMON VALUES TRUST FUND | 17.178 |
| 930 | D | | ARROWSTREET ACWI ALPHA EXTENSION FUND | 3.286 |
| 885 | D | | ARROWSTREET ACWI ALPHA EXTN FD II (1TR) | 5.755 |
| 1.585 | D | | ARROWSTREET ACWI EX US ALPHA EXTENSION TRUST FUND | 5.755 |
| 1.496 | D | | ARROWSTREET CAPITAL GLOBAL EQUITY ALPHA EXTENSION FUND LIMIT. | 103.222 |
| 1.503 | D | | ARROWSTREET CAPITAL GLOBAL EQUITY ALPHA EXTENSION FUND LIMITED | 5.413 |
| 1.498 | D | | ARROWSTREET CAPITAL NEWBURY FUND LIMITED | 8.836 |
| 47 | D | | ARROWSTREET COLLECTIVE INVESTMENT TRUST | 20.584 |
| 585 | D | | ARROWSTREET GLOBAL EQUITY FUND | 698.526 |
| 1.380 | D | | ARROWSTREET INTERNATIONAL EQUITY EAFE ALPHA EXTENSION FUND | 120.931 |
| 1.379 | D | | ARROWSTREET INTERNATIONAL EQUITY WORLD EX US ALPHA EXTENSION | 5.737 |
| 1.545 | D | | ARROWSTREET INTERNATIONAL EQUITY WORRLD EX US ALPHA EXTENSION CIT | 44.633 |
| 1.387 | D | | ARROWSTREET INVESTMENT TRUST -ARROWSTREET EAFE ALPHA EXTENSION TRUST FUND PORTFOLIO MARGIN ACC | 11.033 |
| 197 | D | | ARROWSTREET US GROUP TRUST | 21.940 |
| 1.385 | D | | ARROWSTREET US GROUP TRUST - ARROWST INTERNATIONAL EQ-EAFE ALPHA EX FD A SB-FD OF ARROWSTREET US GP TS PORTFOLIO MARGIN | 50.745 |
| 1.386 | D | | ARROWSTREET US GROUP TRUST - ARROWSTREET INTERNATIONAL EQUITY ALPHA EXT FD A SUB-FD OF ARROWSTREET US GRP TST PORTFOLIO | 5.950 |
| 1.497 | D | | ARROWSTREET US GROUP TRUST-ARROWSTREET INTERNATIONAL EQUITY- | 35.717 |
| | | | | 1.925 |

Legenda:

D: Delegante



Elenco Intervenuti
(Tutti ordinati alfabeticamente)
Assemblea Straordinaria

| Badge | Titolare | Deleganti / Rappresentati legalmente | Straordinaria |
|-------|-----------|--|--------------------|
| | Tipo Rap. | | |
| 1.134 | D | ARTEMIS GLOBAL INCOME FUND | |
| 1.133 | D | ARTEMIS MONTHLY DISTRIBUTION FUND | 10.656.464 |
| 1.190 | D | ARVEST FOUNDATION | 1.843.394 |
| 1.018 | D | AS (CA) GBL WLD AEF I NON FLIP | 1.013 |
| 1.248 | D | ASCENSION ALPHA FUND LLC | 3.290 |
| 1.683 | D | ASIAN DEVELOPMENT BANK | 21.845 |
| 1.109 | D | ASSET MANAGEMENT EXCHANGE UCITS CCF | 35.721 |
| 365 | D | ASSURDIX | 65.516 |
| 748 | D | ATCP-UI-FONDS | 177.339 |
| 778 | D | ATHENA PRESTIGE EUROPE AEROSPACE & DEFENSE | 15.322 |
| 763 | D | ATHENA PRESTIGE ROBOTIQUE ET INTELLIGENCE ARTIFICIELLE II | 322.194 232.556 |
| 232 | D | AURION GLOBAL EQUITY FUND | |
| 1.464 | D | AUSBIL GLOBAL SMALLCAP FUND | 6.606 |
| 1.269 | D | AUSTRALIAN CAPITAL TERRITORY | 67.606 |
| 1.899 | D | AUSTRALIAN RETIREMENT TRUST | 38.283 |
| 607 | D | AUSTRALIANSUPER | 755.018 |
| 34 | D | AUTORIDADE MONETARIA DE MACAU | 497.898 |
| 1.232 | D | AVALON PORTFOLIO II LLC | 8.423 |
| 173 | D | AVIVA INVESTORS | 11.274 |
| 110 | D | AVIVA INVESTORS GLOBAL | 25.777 |
| 526 | D | AVIVA INVESTORS INVESTMENT FUNDS ICVC AVIVA INVESTORS INTERNATIONAL INDEX TRACKING FUND | 30.872 30.334 |
| 540 | D | AVIVA INVESTORS INVESTMENT FUNDS ICVC AVIVA INVESTORS MULTI-STRATEGY TARGET RETURN FUND | 114.200 |
| 957 | D | AVIVA INVESTORS PASSIVE FUNDS ACS - AI 30:70 GLOBAL EQUITY (CURRENCY HEDGED) INDEX FUND | 10.496 |
| 960 | D | AVIVA INVESTORS PASSIVE FUNDS ACS - AI 50:50 GLOBAL EQUITY INDEX FUND | 228.428 |
| 961 | D | AVIVA INVESTORS PASSIVE FUNDS ACS - AI 60:40 GLOBAL EQUITY INDEX FUND | 53.745 |
| 959 | D | AVIVA INVESTORS PASSIVE FUNDS ACS - AI CONTINENTAL EUROPEAN EQUITY INDEX FUND | 250.185 |
| 962 | D | AVIVA INVESTORS PASSIVE FUNDS ACS - AI DEVELOPED EUROPEAN EX UK EQUITY INDEX FUND | 145.348 |
| 966 | D | AVIVA INVESTORS PASSIVE FUNDS ACS - AI DEVELOPED WORLD EX UK EQUITY INDEX FUND | 107.657 |
| 485 | D | AVIVA INVESTORS PORTFOLIO FUNDS ICVC AVIVA INVESTORS MULTI-ASSET CORE FUND I | 293 |
| 469 | D | AVIVA INVESTORS PORTFOLIO FUNDS ICVC AVIVA INVESTORS MULTI-ASSET CORE FUND II | 5.419 |
| 472 | D | AVIVA INVESTORS PORTFOLIO FUNDS ICVC AVIVA INVESTORS MULTI-ASSET CORE FUND III | 13.490 |
| 483 | D | AVIVA INVESTORS PORTFOLIO FUNDS ICVC AVIVA INVESTORS MULTI-ASSET CORE FUND IV | 10.025 |
| 539 | D | AVIVA INVESTORS PORTFOLIO FUNDS ICVC AVIVA INVESTORS MULTI-ASSET CORE FUND V | 4.504 |
| 969 | D | AVIVA INVESTORS UK FUND SERVICES LIMITED | 180.351 |
| 621 | D | AVIVA LIFE & PENSIONS UK LIMITED | 1.796.313 |
| 949 | D | AVIVA LIFE AND PENSIONS UK LIMITED | 16.423 |
| 1.893 | D | AWARE SUPER | 437.178 |

Legenda:

D: Delegante



Elenco Intervenuti
(Tutti ordinati alfabeticamente)
Assemblea Straordinaria

04/02/2026

| Badge | Titolare | Tipo Rap. | Deleganti / Rappresentati legalmente | Straordinaria |
|-------|----------|-----------|---|---------------|
| 727 | D | | AXA AA DIVERSIFIE INDICIEL 1 | |
| 1.818 | D | | AXA IM ETF ICAV | 142.553 |
| 186 | D | | AXA MPS FINANCIAL DESIGNATED ACTIVITY CO | 3.168 |
| 1.548 | D | | AXA MPS PREVIDENZA PER TE - CRESCITA | 465.000 |
| 731 | D | | AXA PEA REGULARITE | 612.888 |
| 702 | D | | AXA SELECT ACTIONS EUROPE | 624.756 |
| 1.839 | D | | AXA WORLD FUNDS SICAV | 220.000 |
| 798 | D | | AZ ALLOCATION-BALANCED BRAVE | 268.000 |
| 804 | D | | AZ FUND 1 AZ ALLOCATION ITALIAN TREND | 670.000 |
| 795 | D | | AZ FUND 1 AZ ALLOCATION PIR ITALIAN EXCELLENCE 70 | 1.014.732 |
| 800 | D | | AZ FUND 1 CGM OPPORTUNISTIC EUROPEAN | 671.888 |
| 528 | D | | AZ FUND 1-AZ ALLOCATION-ITALIAN LONG TERM OPPORTUNITIES | 146.000 |
| 741 | D | | AZIMUT CAPITAL MANAGEMENT SGR S.P.A | 110.000 |
| 235 | D | | AZL DFA INTERNATIONAL CORE EQUITY FUND | 341.050 |
| 127 | D | | AZL GLOBAL EQUITY INDEX FUND 114072 AZL MSCI GLOBAL EQU | 8.643 |
| 234 | D | | AZL INTERNATIONAL INDEX FUND | 8.975 |
| 710 | D | | BANCO CENTRAL DE TIMOR-LESTE (BCTL) | 110.282 |
| 814 | D | | BANCOPOSTA AZIONARIO EURO | 90.304 |
| 806 | D | | BANCOPOSTA AZIONARIO INTERNAZIONALE | 11.785 |
| 783 | D | | BANCOPOSTA DYNAMIC MULTI-ASSET | 10.741 |
| 827 | D | | BANCOPOSTA EQUITY ALL COUNTRY | 13.154 |
| 765 | D | | BANCOPOSTA EQUITY DEVELOPED COUNTRIES | 13.074 |
| 771 | D | | BANCOPOSTA GLOBAL EQUITY HEDGED LTE | 19.148 |
| 803 | D | | BANCOPOSTA GLOBAL EQUITY LTE | 3.260 |
| 822 | D | | BANCOPOSTA MIX 1 | 26.225 |
| 743 | D | | BANCOPOSTA MIX 2 | 734 |
| 805 | D | | BANCOPOSTA MIX 3 | 1.983 |
| 777 | D | | BANCOPOSTA RINASCIMENTO | 4.127 |
| 618 | D | | BANCOPOSTA STRATEGIC INSURANCE DISTRIBUTION | 74.676 |
| 1.113 | D | | BANK OF BOTSWANA. | 941 |
| 147 | D | | BANK OF KOREA | 7.707 |
| 500 | D | | BANSABADELL 1006, FONDO DE PENSIONES | 1.687 |
| 503 | D | | BANSABADELL 1007, FONDO DE PENSIONES | 1.818 |
| 510 | D | | BANSABADELL 1008, FONDO DE PENSIONES | 2.583 |
| 505 | D | | BANSABADELL 1009, FONDO DE PENSIONES | 2.544 |
| 502 | D | | BANSABADELL 59, FONDO DE PENSIONES | 3.938 |
| 600 | D | | BANSABADELL 60, FONDO DE PENSIONES | 2.010 |
| 559 | D | | BANSABADELL 62, FONDO DE PENSIONES | 1.948 |
| 587 | D | | BANSABADELL 64, FONDO DE PENSIONES | 2.072 |
| 554 | D | | BANSABADELL 65, FONDO DE PENSIONES | 1.611 |
| 591 | D | | BANSABADELL 66, FONDO DE PENSIONES | 652 |
| 593 | D | | BANSABADELL 67, FONDO DE PENSIONES | 441 |
| 583 | D | | BANSABADELL 68, FONDO DE PENSIONES | 359 |
| 541 | D | | BANSABADELL PREVISION EPSV INDIVIDUAL | 212 |
| 1.139 | D | | BARCLAYS MULTI-MANAGER FUND PLC | 1.454 |
| 1.515 | D | | BASSWOOD INTERNATIONAL FUND LP | 67.156 |
| 1.514 | D | | BASSWOOD INTERNATIONAL FUND LTD. C/O IMS FUND SERVICES | 38.464 |
| 1.513 | D | | BASSWOOD INTERNATIONAL LONG ONLY FUND LTD. C/O | 23.725 |
| | | | | 32.980 |

Legenda:

D: Delegante



Elenco Intervenuti
(Tutti ordinati alfabeticamente)
Assemblea Straordinaria

| Badge | Titolare | Tipo Rap. | Deleganti / Rappresentati legalmente | Straordinaria |
|-------|----------|-----------|--|-----------------------|
| 1.483 | D | | INTERNATIONAL MGMT. SERVICES LTD. BAY POND INVESTORS (BERMUDA)LP C/O WELLINGTON MANAGEMENT CO | 8.129 |
| 1.372 | D | | BAY POND SELECT OPPORTUNITIES MASTER FUND (CAYMAN) L.P.C/O WELLINGTON ALTERNATIVE INVESTMENTS LLC ACTING AS IA | 236.902 |
| 631 | D | | BAYERNINVEST 375-FONDS | |
| 492 | D | | BAYERN-INVEST KAI-FONDS | 130.000 |
| 1.024 | D | | BAYERNINVEST KVG GMBH | 46.000 |
| 657 | D | | BAYERNINVEST PAE-FONDS | 182.938 |
| 489 | D | | BAYERNINVEST PEE-FONDS | 79.648 |
| 1.520 | D | | BBPLC CLIENT ACCOUNT BARCLAYS BANK PLC | 27.000 |
| 105 | D | | BCT POOLED INVESTMENT FUND SERIES SMART EUROPEAN EQUITY FUND | 300.000 27.957 |
| 694 | D | | BDF FONDS E ACTIONS EUROPEENNES | |
| 1.212 | D | | BEAR CREEK INVESTMENT LLC | 62.000 |
| 1.201 | D | | BEAT DRUGS FUND ASSOCIATION | 33.564 |
| 418 | D | | BEL EQUITY EUROPE | 3.229 |
| 1.093 | D | | BENKERT OLIVIER | 365.630 |
| 22 | D | | BESSEMER TRUST CO CLEARING ACCT | 50 |
| 940 | D | | BEST INVESTMENT CORPORATION | 1.918 |
| 692 | D | | BESTSELECT - UBS SRI GLOBAL EQUITY | 16.038 |
| 1.413 | D | | BETASHARES GLOBAL SHARES ETF | 15.185 |
| 148 | D | | BEWAARSTICHTING NNIP I | 50.948 |
| 826 | D | | BI AKTIENFONDS | 219.502 |
| 1.008 | D | | BIRELEY'S ORANGE JAPAN, S.A. | 180.154 |
| 1.591 | D | | BLACKROCK ASSET MANAGEMENT SCHWEIZ AG FOR ISHARES WORLD EX SWITZERLAND ESG SCREENED EQUITY INDEX | 16.614 76.060 |
| 1.345 | D | | BLACKROCK AUTHORISED CONTRACTUAL SCHEME I | |
| 637 | D | | BLACKROCK BALANCED PORTFOLIO OF BLACKROCK SERIES FUND, INC. | 3.376.174 657 |
| 861 | D | | BLACKROCK CDN MSCI ACWI EX-CANADA INDEX FUND | |
| 792 | D | | BLACKROCK CDN MSCI EAFE EQUITY INDEX FUND | 40.325 |
| 869 | D | | BLACKROCK CDN WORLD INDEX FUND | 365.312 |
| 1.355 | D | | BLACKROCK COMMON CONTRACTUAL FUNDS | 138.259 |
| 844 | D | | BLACKROCK DYNAMIC HIGH INCOME PORTFOLIO OF BLACKROCK FUNDS II | 171.060 6.443 |
| 245 | D | | BLACKROCK FUND MANAGERS LTD | |
| 543 | D | | BLACKROCK FUNDS I ICAV | 14.103.310 |
| 118 | D | | BLACKROCK GLOBAL FUNDS | 78.111 |
| 1.841 | D | | BLACKROCK GLOBAL INDEX FUNDS | 21.921.252 |
| 650 | D | | BLACKROCK INDEX SELECTION FUND | 178.485 |
| 784 | D | | BLACKROCK INSTITUTIONAL POOLED FUNDS PLC | 1.533.361 |
| 839 | D | | BLACKROCK INSTITUTIONAL TRUST COMPANY, N.A. INVESTMENT FUNDS FOR EMPLOYEE BENEFIT TRUSTS | 260.342 17.088.348 |
| 835 | D | | BLACKROCK INTERNATIONAL INDEX V.I. FUND OF BLACKROCK VARIABLE SERIES FUNDS, INC. | 28.471 |
| 160 | D | | BLACKROCK LIFE LIMITED | 37.365 |
| 194 | D | | BLACKROCK LIFE LTD | 482.221 |
| 841 | D | | BLACKROCK MANAGED VOLATILITY V.I. FUND OF BLACKROCK | 10.836 |

Legenda:

D: Delegante

AM



Elenco Interventuti
(Tutti ordinati alfabeticamente)
Assemblea Straordinaria

| Badge | Titolare | Deleganti / Rappresentati legalmente | Straordinaria |
|-------|-----------|--|---------------|
| | Tipo Rap. | | |
| 846 | D | VARIABLE SERIES FUNDS, INC. BLACKROCK MSCI EAFE EQUITY INDEX NON-LENDABLE FUND B | 398.220 |
| 840 | D | BLACKROCK MULTI-ASSET INCOME PORTFOLIO OF BLACKROCK FUNDS II | 30.217 |
| 117 | D | BLACKROCK SOLUTIONS FUNDS ICAV | 351.596 |
| 1.840 | D | BLACKROCK STRATEGIC FUNDS | 154.647 |
| 1.388 | D | BLACKROCK SYSTEMATIC TOTAL ALPHA MASTER FUND LTD. | 85.637 |
| 842 | D | BLACKROCK TACTICAL OPPORTUNITIES FUND OF BLACKROCK FUNDS | 195.943 |
| 1.354 | D | BLACKROCK UCITS CCF | 119.983 |
| 229 | D | BLL GLOBAL EQ LARGE CAP SCR INX F | 81.418 |
| 932 | D | BLUEHARBOUR MAP I LP | 212.568 |
| 1.509 | D | BLUEPEARL MAP I LP | 1.678.895 |
| 1.859 | D | BMO INTERNATIONAL DIVIDEND ETF | 287.299 |
| 1.858 | D | BMO MSCI EAFE INDEX ETF | 727.450 |
| 716 | D | BNP PARIBAS APOLLO CYBERSECURITE | 55.571 |
| 723 | D | BNP PARIBAS APOLLO GLOBAL WATER | 86.166 |
| 688 | D | BNP PARIBAS APOLLO MEDICAL TECH | 88.607 |
| 719 | D | BNP PARIBAS APOLLO ROBOTIQUE ET INTELLIGENCE ARTIFICIELLE | 265.299 |
| 684 | D | BNP PARIBAS APOLLO THEMATIC ENERGY | 135.963 |
| 739 | D | BNP PARIBAS ATHENA PRESTIGE ROBOTIQUE ET INTELLIGENCE ARTIFICIELLE | 1.036.668 |
| 766 | D | BNP PARIBAS ATHENA PRESTIGE S&P 100 | 628.172 |
| 733 | D | BNP PARIBAS B PENSION BALANCED | 1.623.990 |
| 799 | D | BNP PARIBAS B PENSION GROWTH | 466.085 |
| 736 | D | BNP PARIBAS B PENSION STABILITY | 99.092 |
| 576 | D | BNP PARIBAS EASY - MSCI EUROPE | 9.111 |
| 793 | D | BNP PARIBAS EASY ICAV - BNP PARIBAS EASY MSCI ACWI SRI PAB UCITS ETF | 888 |
| 811 | D | BNP PARIBAS EASY ICAV - BNP PARIBAS EASY MSCI WORLD MIN TE UCITS ETF | 7.273 |
| 815 | D | BNP PARIBAS EASY ICAV - BNP PARIBAS EASY MSCI WORLD UCITS ETF | 3.054 |
| 776 | D | BNP PARIBAS EASY MSCI EMU MIN TE | 423.867 |
| 734 | D | BNP PARIBAS EASY MSCI EUROPE MIN TE | 472.082 |
| 697 | D | BNP PARIBAS EQUITY - FOCUS ITALIA | 9.165 |
| 779 | D | BNP PARIBAS FUNDS - EUROPE SMALL CAP | 1.179.384 |
| 774 | D | BNP PARIBAS FUNDS - SEASONS | 336.985 |
| 757 | D | BNP PARIBAS MIDCAP FRANCE | 658.110 |
| 729 | D | BNP PARIBAS SMALLCAP EUROLAND ISR | 3.193.139 |
| 689 | D | BNPP MODERATE - FOCUS ITALIA | 39.098 |
| 168 | D | BNY MELLON GLOBAL FUNDS PLC | 613.914 |
| 134 | D | BNY MELLON INTERNATIONAL EQUITY ETF | 91.067 |
| 209 | D | BNY MELLON INTERNATIONAL STOCK INDEX FUND | 30.979 |
| 101 | D | BNYM MELLON CF SL INTERNATIONAL STOCK INDEX FUND | 105.483 |
| 41 | D | BNYM MELLON DT NSL INTERNATIONAL STOCK INDEX FUND | 62.309 |
| 572 | D | BNZ WHOLESALE INTERNATIONAL EQUITIES (INDEX) FUND | 33.517 |
| 534 | D | BNZ WHOLESALE INTERNATIONAL EQUITIES FUND | 82.309 |
| 246 | D | BOARD OF PENSIONS OF THE EVANGELICAL LUTHERAN | 252.482 |

Legenda:

D: Delegante



Elenco Interventuti
(Tutti ordinati alfabeticamente)
Assemblea Straordinaria

| Badge | Titolare Tipo Rap. | Deleganti / Rappresentati legalmente | Straordinaria |
|-------|-----------------------|--|---------------|
| 663 | D | CHURCH IN AMER BOARD OF TRUSTEES OF THE NATIONAL PROVIDENT FUND AS TRUSTEE OF THE GLOBAL ASSET TRUST | 1.380 |
| 266 | D | BOCI PRUDENTIAL TRUSTEE LIMITED BOCPIFS EUIF | 141.893 |
| 372 | D | BOURBON 1 | 222.476 |
| 548 | D | BPI GLOBAL INVESTMENT FUND- BPI EUROPEAN FINANCIAL EQUITIES L/S | 75.000 |
| 560 | D | BPI GLOBAL INVESTMENT FUND- PERSEO FUND | 10.417 |
| 1.492 | D | BREVAN HOWARD ALPHA STRATEGIES MASTER FUND LIMITED | 451.998 |
| 1.493 | D | BREVAN HOWARD EMERGING MARKETS MULTI-STRATEGY MASTER FUND LI | 452.001 |
| 1.494 | D | BREVAN HOWARD MASTER FUND LIMITED | 452.001 |
| 1.079 | D | BRIDGE BUILDER INTERNATIONAL E | 116.304 |
| 349 | D | BRIE PICARDIE EQUILIBRE | 1.197 |
| 1.890 | D | BRIGHTER SUPER | 12.495 |
| 1.567 | D | BRIGHTHOUSE FUNDS TRUST II METLIFE MSCI EAFE INDEX PORTFOLIO | 139.728 |
| 1.335 | D | BRITISH COAL STAFF SUPERANNUATION SCHEME | 61.456 |
| 1.348 | D | BRITISH COLUMBIA INVESTMENT MANAGEMENT CORPORATION. | 2.813 |
| 66 | D | BRUNSWICK UNIT 2 QUALIFIED NUCLEAR | 35.401 |
| 578 | D | BS PREVISION EMPRESAS EPSV DE EMPLEO | 306 |
| 230 | D | BSF FORMUE EUR EQUITY INDEX FUND | 71.043 |
| 788 | D | BT EUROPEAN SHARE FUND | 34.495 |
| 1.213 | D | BUILDERS ASSET MANAGEMENT WATER LLC | 45.193 |
| 561 | D | BUMA-UNIVERSAL-FONDS I | 31.507 |
| 714 | D | BUREAU OF LABOR FUNDS - LABOR RETIREMENT FUND | 69.896 |
| 1.007 | D | BUREAU OF LABOR FUNDS-LABOR INSURANCE FUND | 420 |
| 601 | D | BUREAU OF LABOR FUNDS-LABOR PENSION FUND | 289.210 |
| 1.014 | D | BUREAU OF PUBLIC SERVICE PENSION FUND | 6.227 |
| 507 | D | BUSS (QUEENSLAND) POOLED SUPERANNUATION TRUST | 15.935 |
| 348 | D | CA.SA EXPANSION ESG | 3.986 |
| 269 | D | CA VITA PIR AZ | 41.000 |
| 270 | D | CA VITA PIR BIL | 37.600 |
| 889 | D | CAISSE DE PR?VOYANCE DU PERSONNEL DE L'ETAT | 5.995 |
| 1.036 | D | CAIXABANK ASSET MANAGEMENT, SGIIC, S.A. | 2.328.327 |
| 745 | D | CAIXABANK WEALTH SICAV | 44.000 |
| 574 | D | CAIXABANK WEALTH SICAV - CAIXABANK WEALTH LEGERE FUND (CAIXA) | 28.000 |
| 571 | D | CAIXABANK WEALTH SICAV-CAIXABANK WEALTH KOTINOS | 7.000 |
| 742 | D | CALCIUM QUANT | 139.608 |
| 1.687 | D | CALIFORNIA PUBLIC EMPLOYEES RETIREMENT SYSTEM | 3.114.087 |
| 1.685 | D | CALIFORNIA STATE TEACHERS' RETIREMENT SYSTEM | 2.795.841 |
| 1.310 | D | CALVERT CLIFFS NUCLEAR POWER PLANT UNIT TWO QUALIFIED FUND | 1 |
| 667 | D | CALVERT INTERNATIONAL RESPONSIBLE INDEX ETF | 23.528 |
| 1.798 | D | CALVERT INTERNATIONAL RESPONSIBLE INDEX FUND | 95.993 |
| 1.799 | D | CALVERT VP EAFE INTERNATIONAL INDEX PORTFOLIO | 20.659 |
| 452 | D | CAMBRIDGE UNIVERSITY ALL WORLD EQUITY FD | 16.508 |
| 453 | D | CAMBRIDGE UNIVERSITY DEVELOPED MARKETS EQUITY | 4.024 |

Legenda:

D: Delegante



**Elenco Intervenuti
(Tutti ordinati alfabeticamente)
Assemblea Straordinaria**

| Badge | Titolare Tipo Rap. | Deleganti / Rappresentati legalmente | Straordinaria |
|-------|-----------------------|--|---------------|
| | | FUND | |
| 1.326 | D | CAMBRIDGESHIRE COUNTY COUNCIL PENSION FUND | 5.994 |
| 1.619 | D | CANADA PENSION PLAN INVESTMENT BOARD (CPPIB) | 4.952.647 |
| 210 | D | CANADIAN BROADCASTING CORPORATION PENSION PLAN | 384.330 |
| 1.138 | D | CANTOR FITZGERALD ASSET MANAGEMENT EUROPE | 1.613.319 |
| 1.136 | D | CANTOR FITZGERALD INVESTMENT TRUST | 305.702 |
| 1.860 | D | CAPULA TAIL RISK MASTER FUND LIMITED | 12.664 |
| 1.807 | D | CARDANO COMMON CONTRACTUAL FUND | 10.382 |
| 753 | D | CARDANO ESG TRANSITION ENHANCED INDEX EQUITY EUROPE | 99.211 |
| 718 | D | CARDANO ESG TRANSITION ENHANCED INDEX EQUITY GLOBAL | 260.440 |
| 683 | D | CARDANO ESG TRANSITION ENHANCED INDEX EQUITY GLOBAL (I) | 40.871 |
| 772 | D | CARDIF BNPP AM SMALL CAP EUROPE | 286.987 |
| 724 | D | CARDIF BNPP IP SMID CAP EURO | 405.066 |
| 658 | D | CARESUPER | 67.272 |
| 701 | D | CARMIGNAC ABSOLUTE RETURN EUROPE | 225.994 |
| 588 | D | CARMIGNAC PORTFOLIO ABSOLUTE RETURN EUROPE | 73.254 |
| 801 | D | CARMIGNAC PORTFOLIO LONG-SHORT EUROPEAN EQUITIES | 4.821.487 |
| 375 | D | CARP INDO | 122.104 |
| 380 | D | CARPIMKO PTES ET MOYENNES CAPI C | 341.684 |
| 1.398 | D | CARTERA BELLVER SICAV S.A. | 251.772 |
| 1.087 | D | CARTIERE KILLIAN | 50 |
| 1.197 | D | CASEY FAMILY PROGRAMS | 90.784 |
| 1.313 | D | CATERPILLAR INC. MASTER RETIREMENT TRUST | 12.454 |
| 1.312 | D | CATERPILLAR INVESTMENT TRUST. | 10.805 |
| 1.499 | D | CAXTON INTERNATIONAL LIMITED | 267.989 |
| 1.760 | D | CAYMAN ISLANDS CHAMBER OF COMMERCE PENSION FUND | 12.611 |
| 456 | D | CB SPAIN IICS CLIENTS ASSETS EXEMPT | 153.262 |
| 530 | D | CBK GLOBAL SICAV - ALTERNATIVE STRATEGIES FUND (ANIMA) | 619.861 |
| 144 | D | CCCVM TRANSITION ACTS MONDIALES | 1 |
| 315 | D | CENTRAL BANK OF IRELAND MSCI PAB | 33.173 |
| 67 | D | CENTRAL PENSION FUND OF THE INTERNATIONAL UNION OF OPERATING ENGINEERS AND PARTICIPATING EMPLOYERS | 221.249 |
| 1.808 | D | CENTRAL PROVIDENT FUND BOARD | 4.377 |
| 756 | D | CERES FONDS D ACTIONS MONDE | 11.844 |
| 69 | D | CERVURITE INTERNATIONAL LLC | 33.065 |
| 935 | D | CETAKU GERI | 400 |
| 1.448 | D | CFSIL RE CNEALTH GS FD 16 | 50.525 |
| 1.463 | D | CFSIL RE COLONIAL FS INV FUND 55 | 69.812 |
| 1.410 | D | CFSIL-COMMONWLTH GBL SHARE FD 17 | 71.188 |
| 1.154 | D | CG TPT AUTHORISED CONTRACTUAL SCHEME | 10.943 |
| 321 | D | CH FINANCIAL OPPORTUNITY TENAX | 948.366 |
| 1.191 | D | CHARLES C. GATES TRUST OF 6/30/1941 | 19.103 |
| 1.158 | D | CHEVRON MASTER PENSION TRUST | 10.892 |
| 1.253 | D | CHEVRON UK PENSION TRUSTEE LIMITED AS TRUSTEE OF THE CHEVRON. | 5.653 |
| 527 | D | CHURCH COMMISSIONERS FOR ENGLAND | 526.459 |
| 1.118 | D | CHURCH OF ENGLAND INVESTMENT FUND FOR PENSIONS. | 21.937 |

Legenda:

D: Delegante



Elenco Intervenuti
(Tutti ordinati alfabeticamente)
Assemblea Straordinaria

| Badge | Titolare | Deleganti / Rappresentati legalmente | Straordinaria |
|-------|-----------|--|----------------------|
| | Tipo Rap. | | |
| 132 | D | CIBC EUROPEAN INDEX FUND | |
| 130 | D | CIBC INTERNATIONAL EQUITY INDEX ETF | 10.011 |
| 133 | D | CIBC INTERNATIONAL EQUITY INDEX POOL | 29.225 |
| 131 | D | CIBC INTERNATIONAL INDEX FUND | 5.402 |
| 890 | D | CIIEPP - CAISSE INTER-ENTREPRISES DE PREVOYANCE PROFESSIONNELLE | 145.267 182.901 |
| 1.028 | D | CIN BELGIUM LIMITED | |
| 1.525 | D | CINCTIVE GLOBAL MASTER FUND LTD. C/O MAPLES CORPORATE SERVICES LIMITED | 768 9.630 |
| 1.241 | D | CINDY SPRINGS LLC | |
| 1.466 | D | CIP COURTIERS TR BALANCED RK FUND | 126.528 |
| 1.467 | D | CIP COURTIERS TR CAUTIOUS RK FUND | 420.000 |
| 1.468 | D | CIP COURTIERS TR GROWTH RK FUND | 170.000 |
| 140 | D | CITI RETIREMENT SAVINGS PLAN | 190.000 |
| 1.421 | D | CITICORP TRUSTEE (SINGAPORE) LIMITED AS TRUSTEE FOR AND ON B | 74.232 228.357 |
| 1.461 | D | CITITRUST LIMITED | |
| 1.462 | D | CITITRUST LIMITED AS TRUSTEE OF BLACKROCK PREMIER FUNDS-BLACKROCK WORLD EQUITY INDEX FUND | 111.970 15.658 |
| 83 | D | CITW FUND LP | |
| 1.562 | D | CITY OF EDMONTON EQUITY UNIT TRUST | 1.474 |
| 1.331 | D | CITY OF LOS ANGELES FIRE AND POLICE PENSION PLAN | 29.047 |
| 1.728 | D | CITY OF NEW YORK GROUP TRUST | 233.249 |
| 1.334 | D | CITY OF PHILADELPHIA PUBLIC EMPLOYEES RETIREMENT SYSTEM. | 1.127.399 121.650 |
| 1.810 | D | CITY UNIVERSITY OF NEW YORK | |
| 419 | D | CL CENTRE MANCHE | 1.742 |
| 1.356 | D | CLEARWATER INTERNATIONAL FUND | 5.899 |
| 1.309 | D | CLINTON NUCLEAR POWER PLANT QUALIFIED FUND. | 55.027 |
| 751 | D | CM-AM EUROPE GROWTH | 5.481 |
| 685 | D | CM-AM EUROPE VALUE | 1.350.000 |
| 1.481 | D | CMAP SRPM FUND LIMITED C/O MAPLES CORPORATE SERVICES LIMITED | 532.098 1.130 |
| 455 | D | CNBF RB LBP ACTION EURO | |
| 454 | D | CNBF RC LBP ACTION EURO | 74.073 |
| 439 | D | CNP ACTIONS EUROPE AMUNDI | 121.203 |
| 344 | D | CNP ASSUR EDRAM ACTIONS EUROPE | 444.304 |
| 824 | D | CNP ASSUR SMID CAP EUROPE | 370.000 |
| 379 | D | CNP ASSUR VALUE ET MOMENTUM | 246.623 |
| 427 | D | CNP ECHIQUIER VALUE EUROPE | 26.300 |
| 327 | D | CO PERATIE KLAVERBLAD VERZEKERINGEN UA | 546.961 |
| 649 | D | COINVEST LIMITED | 19.818 |
| 1.563 | D | COLLEGE RETIREMENT EQUITIES FUND | 38.666 |
| 1.411 | D | COLONIAL FIRST STATE INVESTMENT FUND 50. | 1.228.849 |
| 1.441 | D | COLONIAL FIRST STATE SPECIALIST FUND 4 | 44.939 |
| 1.412 | D | COLONIAL FIRST STATE WHOLESALE INDEXED GLOBAL SHARE FUND. | 14.809 115.349 |
| 1.811 | D | COLUMBIA RESEARCH ENHANCED INTERNAT IONAL EQUITY ETF | 770 |
| 1.809 | D | COLUMBIA THREADNEEDLE (IRL) ICAV | |
| 1.905 | D | COLUMBIA THREADNEEDLE (UK) ICVCH3 - CT UNIVERSAL | 4.248 6.275 |

Legenda:

D: Delegante

M



Elenco Interventuti
(Tutti ordinati alfabeticamente)
Assemblea Straordinaria

| Badge | Titolare | Deleganti / Rappresentati legalmente | Straordinaria |
|-------|----------|---|---------------|
| 1.006 | D | MAP INCOME FUND COMMINGLED PENSION TRUST FUND (EAFE EQUITY INDEX) OF JP MORGAN CHASE BANK, N.A. | 1.020.908 |
| 1.634 | D | COMMONFUND STRATEGIC SOLUTIONS GLOBAL EQUITY, LLC | 7.796 |
| 1.316 | D | COMMONWEALTH OF MASSACHUSETTS EMPLOYEES DEFERRED COMPENSATION PLAN | 11.312 |
| 1.262 | D | COMMONWEALTH SUPERANNUATION CORPORATION AS TRUSTEE FOR ARIA | 185.084 |
| 595 | D | COMPROMISO MEDIOLANUM FI | 1.189 |
| 871 | D | CONNECTICUT GENERAL LIFE INSURANCE COMPANY | 35.673 |
| 1.311 | D | CONNOR CLARK & LUNN COLLECTIVE INVESTMENT TRUST | 253 |
| 802 | D | CONSERVATION INTERNATIONAL FOUNDATION, INC. | 525 |
| 63 | D | CONSOLIDATED EDISON RETIREMENT PLAN | 74.759 |
| 1.188 | D | CONSTELLATION FITZPATRICK QUALIFIED FUND | 7.507 |
| 1.314 | D | CONSTELLATION PEACH BOTTOM UNIT 1 QUALIFIED FUND. | 1.276 |
| 606 | D | CONSTRUCTION AND BUILDING UNIONS SUPERANNUATION FUND | 703.797 |
| 1.183 | D | CONSUMERS ENERGY COMPANY NON-UNION WELFARE BENEFIT TRUST TO PROVIDE FOR RETIREE HEALTH CARE AND | 3.510 |
| 13 | D | CONTAMINE MAXIME | 35 |
| 407 | D | CONTI DIVERSIFIE | 66.203 |
| 183 | D | COUNTY EMPLOYEES AND OFFICERS ANNUITY AND BENEFIT FUND OF COOK COUN | 361.343 |
| 237 | D | COUNTY EMPLOYEES ANNUITY AND BENEFIT FUND OF COOK COUNTY | 767.077 |
| 238 | D | COUNTY EMPLOYEES ANNUITY AND BENEFIT FUND OF COOK COUNTY | 73.033 |
| 1.458 | D | COURTIERS GLOBAL (EX-UK) EQUITYINCOME FUND | 208.000 |
| 1.394 | D | CPPIB MAP CAYMAN SPC-SEGREGATED PORTFOLIO H MAN SOLUTIONS LTD | 18.969 |
| 393 | D | CPR ACTIONS EURO PREMIUM SELECT | 7.987 |
| 1.854 | D | CREDIT SUISSE INDEX FUND (LUX) | 962.344 |
| 324 | D | CRELAN INVEST BALANCED | 71.378 |
| 323 | D | CRELAN INVEST CONSERVATIVE | 10.037 |
| 322 | D | CRELAN INVEST DYNAMIC | 37.301 |
| 1.486 | D | CROWN MANAGED ACCOUNTS SPC-CROWN/LONG SHORT 42 SEGREGATED PO | 67.654 |
| 1.160 | D | CSAA INSURANCE EXCHANGE | 4.421 |
| 1.409 | D | CUKL COURTIERS ETHICAL VALUE EQT FD | 46.000 |
| 1.097 | D | CUNEO SOLARI JUAN BAUTISTA | 29.927 |
| 1.452 | D | CUSTODY BANK OF JAPAN LTD. AS TRUSTEE FOR STB GS GLOBAL (EX | 32.497 |
| 490 | D | CUSTODY BANK OF JAPAN, LTD. AS TRUSTEE FOR JAPAN SCIENCE AND TECHNOLOGY AGENCY 16619-9962 | 130.511 |
| 484 | D | CUSTODY BANK OF JAPAN, LTD. AS TRUSTEE FOR JAPAN SCIENCE AND TECHNOLOGY AGENCY 16619-9975 | 15.812 |
| 752 | D | CUSTODY BANK OF JAPAN, LTD. AS TRUSTEE FOR MIZUHO TRUST & BANKING CO., LTD. AS TRUSTEE FOR INTERNATIONAL EQUITY PASSIVE | 369.259 |
| 639 | D | CUSTODY BANK OF JAPAN, LTD. RE: STB EUROPE EQUITY | 1.552 |

Legenda:


D: Delegante

Elenco Interventuti
(Tutti ordinati alfabeticamente)
Assemblea Straordinaria

| Badge | Titolare | Deleganti / Rappresentati legalmente | Straordinaria |
|-------|----------|--|---------------|
| | | MOTHER FUND II | |
| 524 | D | CUSTODY BANK OF JAPAN, LTD. RE: STB FOREIGN STOCK INDEX MOTHER FUND(CURRENCY HEDGED) | 25.673 |
| 754 | D | DAWN L AARON TRUST | 18.516 |
| 797 | D | DC-AKTIE-FONDS | 8.194 |
| 227 | D | DEAM FONDS ZDV | 13.325 |
| 1 | D | DEGUSSA RENTEN UNIVERSAL-FONDS | 470.498 |
| 913 | D | DEKA INTERNATIONAL S.A. W/DEKA-ESG AKTIEN EUROPA | 424.200 |
| 892 | D | DEKA INTERNATIONAL S.A. W/DEKA-ESG BALANCE | 8.612 |
| 894 | D | DEKA INTERNATIONAL S.A. W/DEKA-EUROPAVALUE | 14.178 |
| 910 | D | DEKA INTERNATIONAL S.A. W/DEKA-IMPACT AKTIEN | 495.000 |
| 9 | D | DEKA INVESTMENT GMBH GLOBALE AKTIEN | 113.206 |
| 6 | D | DEKA INVESTMENT GMBH KVR FONDS AKTIEN EU | 73.696 |
| 896 | D | DEKA INVESTMENT GMBH W/A-BGLN-FONDS W/A-BGLN-BANTLEON | 6.829 |
| 906 | D | DEKA INVESTMENT GMBH W/DEKA MSCI EMU CLIMATE CHANGE ESG CTB UCITS ETF | 65.626 |
| 902 | D | DEKA INVESTMENT GMBH W/DEKA MSCI EUROPE CLIMATE CHANGE ESG CTB UCITS ETF | 60.808 |
| 901 | D | DEKA INVESTMENT GMBH W/DEKA MSCI EUROPE UCITS ETF | 225.090 |
| 908 | D | DEKA INVESTMENT GMBH W/DEKA MSCI WORLD CLIMATE CHANGE ESG UCITS ETF | 35.554 |
| 904 | D | DEKA INVESTMENT GMBH W/DEKA MSCI WORLD UCITS ETF | 122.249 |
| 905 | D | DEKA INVESTMENT GMBH W/DEKA STARKENBURG U04 AKTIEN BANTLEON | 42.147 |
| 895 | D | DEKA INVESTMENT GMBH W/DEKA-EUROPASELECT | 150.000 |
| 903 | D | DEKA INVESTMENT GMBH W/DEKAFONDS-RA-HH W/DWS AKTIEN | 20.935 |
| 909 | D | DEKA INVESTMENT GMBH W/DEKA-MULTI ASSET EUROPA FOKUS AS | 57.000 |
| 893 | D | DEKA INVESTMENT GMBH W/KREBSHILFE 1-FONDS | 14.805 |
| 911 | D | DEKA INVESTMENT GMBH W/SKYHOOK INVEST - DEKA | 753 |
| 912 | D | DEKA INVESTMENT GMBH W/TREVALIS U01 | 63.471 |
| 899 | D | DEKA INVESTMENT GMBH W/TREVALIS U02 | 744 |
| 897 | D | DEKA INVESTMENT GMBH W/TUT-MASTERFONDS W/A-DAGOBERT U02 | 1.218 |
| 900 | D | DEKA INVESTMENT GMBH W/WERTPAPIERSTRATEGIEPORTFOLIO STIFTUNGEN W/U02 | 27.564 |
| 907 | D | DEKA INVESTMENT GMBH W/WI AKTIEN EUROPA VALUE | 151.675 |
| 818 | D | DEKA VALUE PLUS | 701.940 |
| 898 | D | DEKA VERMOEGENSMANAGEMENT GMBH, NIEDERLASSUNG LUXEMBURG W/IFM-INVEST AKTIEN EUROPA | 34.262 |
| 1.360 | D | DELA NATURA- EN LEVENSVZERZEKERINGEN N.V. | 17.144 |
| 1.217 | D | DELFINCO LP | 50.148 |
| 1.699 | D | DESJARDINS INTERNATIONAL EQUITYIND EX ETF | 95.948 |
| 1.698 | D | DESJARDINS RI DEVELOPED EXUSA EXCANADA LOW CO2 INDEX ETF | 2.885 |
| 1.801 | D | DESJARDINS SECURITE FINANCIERE COMPAGNIE D ASSURANCE VIE | 5.916 |
| 1.080 | D | DESTINATIONS INTERNATIONAL EQU | 34.002 |
| 1.803 | D | DETROIT EDISON QUALIFIED NUCLEAR DECOMMISSIONING | 27.832 |

Legenda:

D: Delegante



Elenco Interventuti
(Tutti ordinati alfabeticamente)
Assemblea Straordinaria

| Badge | Titolare | Deleganti / Rappresentati legalmente | Straordinaria |
|-------|-----------|--|-------------------|
| | Tipo Rap. | | |
| | | TRUST | |
| 207 | D | DEUTSCHE DCG EQ | |
| 829 | D | DEVELOPED EX-FOSSIL FUEL INDEX FUND B (FTDEVXFF) | 5.859 |
| 1.423 | D | DFA ALL COUNTRY EX US EQUITY MARKET SUBTRUST OF DFA GROUP TRUST | 8.229 101.247 |
| 386 | D | DIEZE | |
| 1.218 | D | DILLON MARKETABLE SECURITIES COMMON TRUST FUND. | 3.910 |
| 1.802 | D | DIMENSIONAL FUNDS PLC | 14.802 |
| 1.459 | D | DIMENSIONAL GLOBAL SUSTAINABILITY TRUST | 1.661.374 |
| 1.439 | D | DIMENSIONAL INTERNATIONAL VALUE ETF OF DIMENSIONAL ETF TRUST | 14.791 988.726 |
| 1.420 | D | DIMENSIONAL INTERNATIONAL VECTOR EQUITY ETF OF DIMENSIONAL E | 18.666 |
| 12 | D | DINU DINU EMILIAN | |
| 357 | D | DIVERSIFIE SOLIDAIRE JAS HENNESSY AND CO | 1 |
| 1.600 | D | DIVERSIFIED EQUITY MASTER PORTFOLIO OF MASTER INV PORTFOLIO | 2.637 87.929 |
| 400 | D | DNCA ACTIONS EURO PME | |
| 557 | D | DNCA INVEST - DI EXPLORER SMID EUR | 645.050 |
| 744 | D | DNCA INVEST ARCHER MID CAP EUROPE | 429.200 |
| 325 | D | DPAM B EQUITIES EUROPE INDEX | 2.960.940 |
| 326 | D | DPAM DBI RDT B EQUITIES EMU INDEX | 160.000 |
| 250 | D | DUKE ENERGY QUALIFIED NUCLEAR DECOMMISSIONING | 221.000 |
| 796 | D | DUNHAM INTERNATIONAL STOCK FUND | 91.555 |
| 262 | D | DWS INVESTMENT GMBH | 7.148 |
| 1.709 | D | DWS INVESTMENT GMBH FOR DEAM FONDS STK | 114.056 |
| 1.702 | D | DWS INVESTMENT GMBH FOR DEAM-FONDS CPT | 1.042 |
| 1.676 | D | DWS INVESTMENT GMBH FOR DEAMFONDS GSK I | 4.614 |
| 1.708 | D | DWS INVESTMENT GMBH FOR DEAMFONDS KGPENSIONEN | 22.585 |
| 1.680 | D | DWS INVESTMENT GMBH FOR DEAMFONDS PG EQ | 9.295 |
| 1.622 | D | DWS INVESTMENT GMBH FOR DWS QI EUROPEAN EQUITY | 22.000 |
| 1.679 | D | DWS INVESTMENT GMBH FOR DWS SYSTEMATIC EUROPEAN EQUITY | 94.105 24.849 |
| 1.620 | D | DWS INVESTMENT GMBH FOR DWS VORSORGE AS (DYNAMIK) | 13.809 |
| 1.621 | D | DWS INVESTMENT GMBH FOR DWS VORSORGE AS (FLEX) | |
| 1.722 | D | DWS INVESTMENT GMBH FOR DWS-FONDS SFT MASTER | 5.364 |
| 1.623 | D | DWS INVESTMENT GMBH FOR MULTI-INDEX EQUITY FUND | 3.290 |
| 192 | D | DWS INVESTMENT GMBH ON BEHALF OF DWS FONDS BPT | 15.129 |
| 223 | D | DWS INVESTMENT GMBH ON BEHALF OF DWS FONDS ZDV EVO | 270.000 2.383 |
| 1.843 | D | DWS MULTI ASSET PIR FUND | |
| 1.880 | D | DYNAMIC ACTIVE GLOBAL FINANCIALSERVICES ETF | 65.000 |
| 813 | D | DYNAMIC PROFILE FINECO AM FUND I | 16.288 |
| 807 | D | DYNAMIC PROFILE FINECO AM FUND V | 10.693 |
| 810 | D | DYNAMIC PROFILE FINECO AM FUND VI | 138.889 |
| 775 | D | DYNAMIC PROFILE FINECO AM FUND VII | 160.127 |
| 1.216 | D | DYNASTY INVEST LTD | 116.945 |
| 1.874 | D | E TRADE NO FEE INTERNATIONAL INDEX FUND | 4.093 |
| 1.325 | D | EAST SUSSEX PENSION FUND | 3.402 |
| 654 | D | EBK-AKTIE-UNIVERSAL-FONDS | 6.788 139.015 |

Legenda:

D: Delegante



Elenco Intervenuti
(Tutti ordinati alfabeticamente)
Assemblea Straordinaria

| Badge | Titolare | Deleganti / Rappresentati legalmente | Straordinaria |
|-------|-----------|---|---------------|
| | Tipo Rap. | | |
| 443 | D | ECHQUIER SMID BLEND EURO SRI | 1.163.556 |
| 343 | D | EDR SICAV EQUITY EURO SOLVE | 98.216 |
| 345 | D | EDR SICAV EUROPEAN CATALYSTS | 110.866 |
| 592 | D | ELEVA ABSOLUTE RETURN EUROPE FUND | 860.490 |
| 565 | D | ELEVA GLOBAL MULTI OPPORTUNITIES FUND | 311.068 |
| 1.359 | D | ELO MUTUAL PENSION INSURANCE COMPANY ELO MUTUAL PENSION INSURANCE COMPANY | 180.100 |
| 696 | D | EMBO-FONDS | 54.640 |
| 1.892 | D | EMERGENCY SERVICES SUPERANNUATION SCHEME | 10.403 |
| 1.159 | D | EMPLOYEES RETIREMENT FUND OF THE CITY OF DALLAS. | 98.480 |
| 709 | D | EMPLOYEES RETIREMENT SYSTEM OF GEORGIA | 249.328 |
| 188 | D | EMPLOYEES RETIREMENT SYSTEM OF THE CITY OF BALTIMORE | 109.011 |
| 1.667 | D | EMPOWER ANNUITY INSURANCE COMPANY | 75.644 |
| 1.063 | D | EMU EQUITY | 29.473 |
| 264 | D | ENERGY INSURANCE MUTUAL LIMITED | 16.920 |
| 568 | D | ENHANCED INDEX INTERNATIONAL SHARE FUND | 5.940 |
| 1.020 | D | ENPAM | 3.184.678 |
| 175 | D | ENSIGN PEAK ADVISORS INC | 68.851 |
| 1.019 | D | ENTE NAZIONALE DI PREVIDENZA ED ASSISTENZA DEI MEDICI E DEGLI ODONTOIATRI | 40.735.792 |
| 358 | D | EPARGNE MODEDEREE THALES | 23.321 |
| 404 | D | EPARGNE SOLIDAIRE EQUILIBRE THALES | 34.181 |
| 711 | D | EPS | 34.100 |
| 1.552 | D | EPSILON ASSOCIATI SGR - EPSILONGR DLONGRUN | 934 |
| 1.551 | D | EPSILON ASSOCIATI SGR - EPSILONGR QRETURN | 20.177 |
| 676 | D | EQ ADVISORS TRUST - ATM INTERNATIONAL MANAGED VOLATILITY PORTFOLIO | 105.585 |
| 849 | D | EQ ADVISORS TRUST - EQ/AB DYNAMIC AGGRESSIVE GROWTH PORTFOLIO | 18.864 |
| 845 | D | EQ ADVISORS TRUST - EQ/AB DYNAMIC GROWTH PORTFOLIO | 21.587 |
| 721 | D | EQ ADVISORS TRUST - EQ/AB DYNAMIC MODERATE GROWTH PORTFOLIO | 29.038 |
| 680 | D | EQ ADVISORS TRUST - EQ/GLOBAL EQUITY MANAGED VOLATILITY PORTFOLIO | 37.712 |
| 671 | D | EQ ADVISORS TRUST - EQ/INTERNATIONAL CORE MANAGED VOLATILITY PORTFOLIO | 58.409 |
| 670 | D | EQ ADVISORS TRUST - EQ/INTERNATIONAL MANAGED VOLATILITY PORTFOLIO | 166.454 |
| 1.275 | D | EQUIPSUPER | 32.741 |
| 713 | D | EQUITABLE FINANCIAL LIFE INSURANCE COMPANY | 13.473 |
| 770 | D | ERAFP ACTIONS EURO I | 827.845 |
| 791 | D | ERAFP ACTIONS EURO IV | 1.301.461 |
| 820 | D | ERI BAYERNINVEST FONDS AKTIEN EUROPA | 65.227 |
| 388 | D | ERISA ACTIONS GRANDES VALEURS | 716.000 |
| 1.906 | D | ESKOM PENSION AND PROVIDENT FUND | 11.492 |
| 1.187 | D | ESSENTIA HEALTH | 6.723 |
| 267 | D | ETORO EUROPE LTD | 46 |
| 1.827 | D | EURIZON AM RILANCIO ITALIA TR | 10.000 |
| 1.851 | D | EURIZON AM SICAV | 10.045 |
| 1.833 | D | EURIZON AZIONI AREA EURO | 408.765 |

Legenda:

D: Delegante



**Elenco Intervenuti
(Tutti ordinati alfabeticamente)
Assemblea Straordinaria**

| Badge | Titolare Tipo Rap. | Deleganti / Rappresentati legalmente | Straordinaria |
|-------|-----------------------|--|---------------|
| 1.834 | D | EURIZON AZIONI EUROPA | 634.021 |
| 1.831 | D | EURIZON AZIONI INTERNAZIONALI | 546.339 |
| 1.835 | D | EURIZON AZIONI ITALIA | 2.900.437 |
| 1.832 | D | EURIZON CAP SGR-RENDITA | 8.950 |
| 1.828 | D | EURIZON DYNAMIC STEP TO GLOBAL TRENDS | 11.601 |
| 1.607 | D | EURIZON FUND | 4.609.338 |
| 1.848 | D | EURIZON FUND II | 418.826 |
| 1.608 | D | EURIZON INVESTMENT SICAV | 170.362 |
| 1.847 | D | EURIZON NEXT 2.0 | 339.109 |
| 1.830 | D | EURIZON PIR ITALIA AZIONI | 77.877 |
| 1.836 | D | EURIZON PROGETTO ITALIA 40 | 370.396 |
| 1.837 | D | EURIZON PROGETTO ITALIA 70 | 656.475 |
| 1.826 | D | EURIZON STEP 70 PIR ITALIA GIUGNO 2027 | 60.000 |
| 1.829 | D | EURIZON STEP TO GLOBAL TRENDS | 4.347 |
| 208 | D | EUROPEAN CENTRAL BANK | 77.463 |
| 1.215 | D | EVA VALLEY MAI LLC | 9.891 |
| 1.528 | D | EVOVEST GLOBAL EQUITY FUND II L.P. | 18.912 |
| 1.178 | D | EXELON CORPORATION EMPLOYEES BENEFIT TRUST FOR MANAGEMENT EM | 91 |
| 1.195 | D | EXELON CORPORATION EMPLOYEES' BENEFIT TRUST FOR UNION EMPLOYEES | 3.944 |
| 1.298 | D | EXELON CORPORATION PENSION MASTER RETIREMENT TRUST | 179.356 |
| 532 | D | F.M. KIRBY TRUST DATED 1/3/75 F/B/O ALIC | 2.710 |
| 863 | D | F.M. KIRBY TRUST DATED 1/3/75 F/B/O S. D | 13.077 |
| 14 | D | FABRIS SILVANO | 2.000 |
| 513 | D | FACTORY MUTUAL INSURANCE COMPANY | 267.311 |
| 1.920 | D | FAMILY INVESTMENTS CHILD TRUST FUND | 25.243 |
| 1.921 | D | FAMILY INVESTMENTS GLOBAL ICVC FAMILY BALANCED INTERNATIONALFUND | 16.779 |
| 1.876 | D | FCA CANADA INC. ELECTED MASTER TRUST | 86.027 |
| 1.226 | D | FCM INTERNATIONAL LLC | 1.413 |
| 717 | D | FCP ALM ACTIONS EUROPE ISR | 61.452 |
| 424 | D | FCP CSS LOC GROUPAMA PARIS VAL DE LOIRE | 7.172 |
| 917 | D | FCP HGA ACTIONS SOLIDAIRE EMPLOI SANTE | 241.965 |
| 641 | D | FCP KLESIA K RETRAITE EURO | 300.000 |
| 381 | D | FCP PEA COURT TERME | 1.279.490 |
| 730 | D | FCP SODIUM I | 124.577 |
| 408 | D | FDJ EQUILIBRE SOLIDAIRE | 8.654 |
| 373 | D | FDRN AMUNDI | 51.477 |
| 1.793 | D | FEDEX CORPORATION EMPLOYEES PENSION TRUST | 14.357 |
| 384 | D | FGV ACTIONS EUROPE LM A | 68.000 |
| 1.206 | D | FIDDLER PARTNERS LLC | 901 |
| 206 | D | FIDELITY CONCORD STREET TRUST FIDELITY INTERNATIONAL INDEX FUND | 7.088.418 |
| 878 | D | FIDELITY CONCORD STREET TRUST: FIDELITY SERIES INTERNATIONAL INDEX FUND | 66.574 |
| 851 | D | FIDELITY CONCORD STREET TRUST: FIDELITY ZERO INTERNATIONAL INDEX FUND | 530.236 |
| 1.729 | D | FIDELITY COVINGTON TRUST: FIDELITY ENHANCED INTERNATIONAL ETF | 1.390.412 |

Legenda:

D: Delegante



Elenco Intervenuti
(Tutti ordinati alfabeticamente)
Assemblea Straordinaria

| Badge | Titolare | Deleganti / Rappresentati legalmente | Straordinaria |
|-------|-----------|--|---------------|
| | Tipo Rap. | | |
| 1.730 | D | FIDELITY COVINGTON TRUST: FIDELITY INTL VALUE FACTOR ETF | 239.701 |
| 584 | D | FIDELITY FUNDS - GLOBAL FINANCIAL SERVICES POOL | 230.246 |
| 634 | D | FIDELITY FUNDS - ITALY POOL | 3.748.907 |
| 633 | D | FIDELITY FUNDS - SUSTAINABLE RESEARCH ENHANCED EUROPE EQUITY POOL | 284.975 |
| 1.787 | D | FIDELITY GLOBAL EX-U.S. EQUITY INDEX INSTITUTIONAL TRUST | 13.658 |
| 1.786 | D | FIDELITY GLOBAL FINANCIAL SERVICES FUND | 7.301 |
| 947 | D | FIDELITY GLOBAL INVESTMENT FUND - EUROPEAN EQUITY FUND | 143.130 |
| 1.723 | D | FIDELITY INTERNATIONAL VALUE INDEX ETF | 982.015 |
| 862 | D | FIDELITY INVESTMENT FUNDS - FIDELITY INDEX EUROPE EX UK FUND | 227.287 |
| 480 | D | FIDELITY INVESTMENT FUNDS - FIDELITY INDEX WORLD ESG SCREENED FUND | 12.681 |
| 707 | D | FIDELITY INVESTMENT FUNDS - FIDELITY INDEX WORLD FUND | 444.654 |
| 1.177 | D | FIDELITY INVESTMENTS CHARITABLE GIFT FUND DTD 8/18/2009 | 17.982 |
| 1.882 | D | FIDELITY RUTLAND SQUARE TRUST II STRATEGIC ADVISERS INT FUND | 132.953 |
| 228 | D | FIDELITY SAI INTERNATIONAL INDEX FUND | 788.233 |
| 1.255 | D | FIDELITY SALEM STREET TRUST: FIDELITY FLEX INTERNATIONAL INDEX FUND | 228.637 |
| 638 | D | FIDELITY SALEM STREET TRUST: FIDELITY GLOBAL EX U.S. INDEX FUND | 957.112 |
| 622 | D | FIDELITY SALEM STREET TRUST: FIDELITY SAI INTERNATIONAL VALUE INDEX FUND | 5.690.231 |
| 1.256 | D | FIDELITY SALEM STREET TRUST: FIDELITY SERIES GLOBAL EX U.S. | 3.705.939 |
| 653 | D | FIDELITY SALEM STREET TRUST: FIDELITY TOTAL INTERNATIONAL INDEX FUND | 1.030.529 |
| 564 | D | FIDELITY UCITS ICAV - FIDELITY EUROPE EQUITY RESEARCH ENHANCED UCITS ETF | 38.755 |
| 511 | D | FIDELITY UCITS ICAV - FIDELITY GLOBAL EQUITY RESEARCH ENHANCED UCITS ETF | 9.977 |
| 550 | D | FIDELITY UCITS II ICAV/FIDELITY MSCI EUROPE INDEX FUND | 29.850 |
| 520 | D | FIDELITY UCITS II ICAV/FIDELITY MSCI WORLD INDEX FUND | 65.727 |
| 1.550 | D | FIDEURAM BILANCIATO | 6.000 |
| 1.549 | D | FIDEURAM ITALIA | 136.727 |
| 1.553 | D | FIDEURAM PIANO AZIONI ITALIA | 1.152.969 |
| 1.554 | D | FIDEURAM PIANO BILANCIATO ITALIA 50 | 267.085 |
| 1.796 | D | FIDUCIE GLOBALE DES REGIMES DERETRAITE DE LA SOCIETE DE TRANSPORT DE MONTREAL | 91.466 |
| 551 | D | FIL GENESIS LIMITED - FIDELITY POC EAFE PILOT | 2.943 |
| 318 | D | FINANCIAL INC STRAT ALGEB | 6.195.749 |
| 85 | D | FIRE AND POLICE PENSION ASSOCIATION OF COLORADO | 7.642 |
| 786 | D | FIRST AMERICAN MULTI - MANAGER INTERNATIONAL EQUITY FUND | 243.766 |
| 236 | D | FIRST TRUST GLOBAL FUNDS PLC FIRST TRUST GLOBAL | 39.930 |

Legenda:

D: Delegante




**Elenco Intervenuti
(Tutti ordinati alfabeticamente)
Assemblea Straordinaria**

| Badge | Titolare Tipo Rap. | Deleganti / Rappresentati legalmente | Straordinaria |
|-------|-----------------------|--|---------------|
| | | EQUITY IN | |
| 1.362 | D | FJARDE AP-FONDEN. | 508.619 |
| 679 | D | FLEXSHARES MORNINGSTAR DEVELOPED MARKETS EX-US FACTOR TILT INDEX FUND | 46.530 |
| 870 | D | FLEXSHARES STOXX GLOBAL ESG SELECT INDEX FUND | 5.919 |
| 116 | D | FLORIDA RETSYS MINERVA 1009008 | 20.799 |
| 963 | D | FLOURISH INVESTMENT CORPORATION | 64.406 |
| 1.883 | D | FMR CAPITAL INC | 2.132 |
| 599 | D | FONDACO SICAV FP BCC | 18.191 |
| 769 | D | FONDAZIONE ROMA - GLOBAL PASSIVE EQUITIES | 55 |
| 1.541 | D | FONDITALIA | 3.575.375 |
| 883 | D | FONDS DE PLACEMENT UNIGE - ACTIONS ETRANGERES | 12.013 |
| 728 | D | FONDS DE RESERVE POUR LES RETRAITES | 942.751 |
| 1.088 | D | FONTANG GILLES | 21 |
| 1.250 | D | FOOD AND AGRICULTURE ORGANIZATION OF THE UNITED NATIONS | 9.649 |
| 1.299 | D | FORD MOTOR COMPANY DEFINED BENEFIT MASTER TRUST.. | 26.943 |
| 1.344 | D | FORD MOTOR COMPANY OF CANADA LIMITED PENSION TRUST | 1.907 |
| 614 | D | FOREIGN STOCK INDEX MOTHER FUND | 137.331 |
| 93 | D | FOREST PRESERVE DISTRICT EMPLOYEES ANNUITY AND BENEFIT FUND | 42.070 |
| 1.207 | D | FOURTH AVENUE INVESTMENT COMPANY LIMITED PARTNERSHIP | 47.253 |
| 867 | D | FOVERUKA PENSION UNIVERSAL | 18.000 |
| 121 | D | FRANKLIN INTERNATIONAL EQUITY INDEX ETF | 30.420 |
| 122 | D | FRANKLIN INTERNATIONAL LOW VOLATILITY HIGH DIVIDEND INDEX ETF | 312.282 |
| 124 | D | FRANKLIN TEMPLETON ETF TR FRANKLN INTRNATINL CORE DVDND TILT INDX ETF | 668.734 |
| 30 | D | FRANKLIN TEMPLETON ETF TR FRNKLN INTRNTNL DIVIDEND MULTPLR INDEX ETF | 80.682 |
| 126 | D | FRANKLIN TEMPLETON ETF TRUST FRANKLIN FTSE EUROPE ETF | 17.568 |
| 125 | D | FRANKLIN TEMPLETON ETF TRUST FRANKLIN FTSE EUROZONE ETF | 17.019 |
| 123 | D | FRANKLIN TEMPLETON ICAV | 632 |
| 682 | D | FUNDACAO CALOUSTE GULBENKIAN | 19.119 |
| 1.214 | D | FUNDO DE PENSOES . | 21.322 |
| 1.593 | D | FUNDO DE SEGURANCA SOCIAL DO GOVERNO DA REGIAO ADMINISTRATIVA ESPECIAL DE MACAU | 41.943 |
| 1.164 | D | FUTURE FUND BOARD OF GUARDIANS FOR AND ON BEHALF OF FUTURE F | 892.023 |
| 1.165 | D | FUTURE FUND BOARD OF GUARDIANS FOR AND ON BEHALF OF THE MEDI. | 37.699 |
| 573 | D | FUTURE GROUP INTERNATIONAL EQUITIES FUND | 303.385 |
| 1.443 | D | FUTURE WORLD DEVELOPED EQUITY INDEX FUND (3500) | 7.028 |
| 537 | D | G.A.-FUND-B - EQUITY BROAD EURO P | 72.563 |
| 1.005 | D | G.A.-FUND-B - EURO EQUITIES | 38.293 |
| 575 | D | G.A.-FUND-B - WORLD EQUITIES PLUS | 2.100 |
| 1.098 | D | G.G.G. SPA | 31.747.523 |

Legenda:

D: Delegante



Elenco Intervenuti
(Tutti ordinati alfabeticamente)
Assemblea Straordinaria

| Badge | Titolare Tipo Rap. | Deleganti / Rappresentati legalmente | Straordinaria |
|-------|-----------------------|---|---------------|
| 1.862 | D | GAM STAR FUND PLC | 3.377 |
| 1.151 | D | GARRISON PROPERTY AND CASUALTY INSURANCE COMPANY | 3.374 |
| 440 | D | GEFIP EUROLAND ISR | 154.093 |
| 1.115 | D | GENERAL ORGANISATION FOR SOCIAL INSURANCE. | 1.495.749 |
| 737 | D | GENERALI INVESTMENTS SICAV EURO FUTURE LEADERS | 164.051 |
| 698 | D | GF AMBITION SOLIDAIRE | 500.000 |
| 86 | D | GLOBAL ATLANTIC BLACKROCK DISCIPLINED INTERNATIONAL CORE PORTFOLIO | 9.924 |
| 1.234 | D | GLOBAL BOND FUND LLC WAYCROSSE INC | 81.306 |
| 1.161 | D | GLOBAL DEVELOPED MARKET PASSIVE EQUITY FUND | 9.619 |
| 501 | D | GLOBAL EQUITIES ENHANCED INDEX FUND | 192.519 |
| 1.236 | D | GLOBAL EQUITY SERIES OF SALT CREEK INVESTMENTS LLC | 5.886 |
| 417 | D | GLOBAL MULTI FACTOR-EQUITY FUND | 89.101 |
| 923 | D | GLOBAL RESEARCH EQUITY EXTENDED MASTER FUND (CAYMAN) L.P. | 10.614 |
| 886 | D | GLOBAL RESEARCH EQUITY-EXTENDED MASTER FUND (CAYMAN) | 10.614 |
| 23 | D | GLOBAL X MSCI EAFE INDEX ETF | 11.578 |
| 77 | D | GLOBAL X MSCI SUPERDIVIDEND EAFE ETF | 57.650 |
| 211 | D | GLOBAL X SANDP CATHOLIC VALUES DEVELOPED EX US ETF | 3.660 |
| 1.106 | D | GMT I PLACEMENTS TRADITIONNELS ACTIONS ETRANGERES | 22.462 |
| 179 | D | GOLDMAN SACHS ETF TRUST GOLDMAN SACHS MARKETBETA INTERNATIO | 83.469 |
| 56 | D | GOLDMAN SACHS ETF TRUST II GOLDMAN SACHS MARKETBETA TOTAL INTERNATIONAL EQUITY ETF | 30.272 |
| 1.849 | D | GOLDMAN SACHS FUNDS | 7.561.785 |
| 590 | D | GOLDMAN SACHS FUNDS III | 136.609 |
| 514 | D | GOLDMAN SACHS FUNDS VII | 12.885 |
| 1.510 | D | GOLDMAN SACHS INSTITUTIONAL FUNDS PLC-CUSTOM EUROPE EQUITY E | 202.518 |
| 1.523 | D | GOLDMAN SACHS INSTITUTIONAL FUNDS PLC-GLOBAL EQUITY MARKET N | 222 |
| 213 | D | GOLDMAN SACHS INSTITUTIONAL FUNDS PUBLIC LIMITED COMPANY | 19.407 |
| 1.846 | D | GOLDMAN SACHS LUX INVESTMENT FUNDS | 283.858 |
| 44 | D | GOLDMAN SACHS TRUST GOLDMAN SACHS INTERNATIONAL GOLDMAN SACHS AND CO | 1.611.511 |
| 43 | D | GOLDMAN SACHS TRUST GOLDMAN SACHS INTERNATIONAL TAX MANAGED EQUITY FUND | 415.460 |
| 45 | D | GOLDMAN SACHS VARIABLE INSURANCE TRUST GOLDMAN SACHS INTERNATIONAL EQUITY GOLDMAN SACHS AND CO | 30.366 |
| 1.264 | D | GOVERNMENT EMPLOYEES SUPERANNUATION BOARD. | 69.059 |
| 1.108 | D | GOVERNMENT OF NORWAY | 13.581.073 |
| 1.701 | D | GOVERNMENT PENSION INVESTMENT FUND | 8.414.428 |
| 589 | D | GOVERNMENT SUPERANNUATION FUND | 6.040 |
| 1.511 | D | GRAHAM DEVELOPMENTAL EQUITY STRATEGIES LLC | 5.749 |
| 1.524 | D | GRAHAM MARKET NEUTRAL QUANTITATIVE EQUITIES LTD. | 3.397 |
| 79 | D | GREENFIELDS CAPITAL LIMITED | 2.649 |
| 1.182 | D | GREENFINCH FOUNDATION | 8.320 |
| 401 | D | GROUPAMA EUROPE STOCK | 120.742 |

Legenda:

D: Delegante




**Elenco Interventuti
(Tutti ordinati alfabeticamente)
Assemblea Straordinaria**

| Badge | Titolare Tipo Rap. | Deleganti / Rappresentati legalmente | Straordinaria |
|-------|-----------------------|--|---------------|
| 421 | D | GROUPAMA GRAND EST | 13.802 |
| 420 | D | GROUPAMA LOIRE BRETAGNE LOCAL 1 | 13.611 |
| 426 | D | GROUPAMA LOIRE BRETAGNE LOCAL 2 | 12.508 |
| 425 | D | GROUPAMA LOIRE BRETAGNE REGIONAL 1 | 14.077 |
| 422 | D | GROUPAMA MEDITERRANEE | 14.513 |
| 423 | D | GROUPAMA NORD EST | 13.748 |
| 394 | D | GROUPAMA OPPORTUNITIES EUROPE | 135.000 |
| 115 | D | GS ALPHA ENH EUROPE EQTY ACTIVE | 19.269 |
| 1.337 | D | GUIDESTONE FUNDS INTERNATIONAL EQUITY INDEX FUND. | 54.087 |
| 1.203 | D | GWL GLOBAL INVESTMENTS LLC. | 229.595 |
| 351 | D | HAMELIN DIVERSIFIE FLEX I | 43.440 |
| 138 | D | HAMILTON GLOBAL FINANCIALS ETF | 44.011 |
| 64 | D | HARRIS UNIT 1 QUALIFIED NUCLEAR DECOMMISSIONING FUND | 15.087 |
| 1.783 | D | HARTFORD MULTI-ASSET INCOME FUND | 11.003 |
| 1.697 | D | HARTFORD SCHRODERS DIVERSIFIED GROWTH FUND | 2.188 |
| 1.205 | D | HASLAM FAMILY INVESTMENT PARTNERSHI | 2.028 |
| 1.249 | D | HAWTHORN DM LLC | 43.417 |
| 1.501 | D | HBK MASTER FUND LP | 176 |
| 1.383 | D | HBK MASTER FUND LPHBK MASTER FUND LP PORTFOLIO MARGIN ACCOUNT C/O HBK SERVICES LLC | 176 |
| 1.651 | D | HC CAPITAL TRUST - THE ESG GROWTH PORTFOLIO | 3.183 |
| 1.652 | D | HC CAPITAL TRUST- THE CATHOLIC SRI GROWTH PORTFOLIO | 2.292 |
| 1.658 | D | HC CAPITAL TRUST- THE INSTITUTIONAL INTERNATIONAL EQUITY PORTFOL | 25.980 |
| 1.654 | D | HC CAPITAL TRUST- THE INTERNATIONAL EQUITY PORTFOLIO | 427.228 |
| 782 | D | HC RENTE | 8.611 |
| 10 | D | HELABA INVEST KAG MBH HI KAPPA 10 SFONDS | 118.700 |
| 5 | D | HELABA INVEST KAG MBH HI SZVA 23 SFONDS | 112.400 |
| 335 | D | HELVETIA I EUROPA | 110.860 |
| 1.085 | D | HELWES MARTIN | 22 |
| 586 | D | HERRERO, FONDO DE PENSIONES | 708 |
| 1.301 | D | HERTFORDSHIRE COUNTY COUNCIL AS ADMINISTERING AUTHORITY OF T | 4.843 |
| 1.084 | D | HERTWECK CHRISTOPHE MICHEL | 200 |
| 555 | D | HESTA | 1.025.384 |
| 920 | D | HI-PROAM-STIFTUNGSFONDS | 4.927 |
| 1.096 | D | HO GEORGE JOSEPH | 90.000 |
| 764 | D | HOAG FAMILY TRUST U/A DTD 8-02-94 | 5.577 |
| 690 | D | HOBART FAMILY INVESTMENTS LLC | 61.212 |
| 1.317 | D | HOBSON-LUCAS FAMILY FOUNDATION | 101.182 |
| 929 | D | HOLOCENE ADVISORS MASTER FUND-LTD/INTL TRADING | 85.351 |
| 1.210 | D | HOLTEC INDIAN POINT 3 LLC MASTER DECOMMISSIONING TRUST | 1.651 |
| 1.200 | D | HONG KONG SPECIAL ADMINISTRATIVE REGION GOVERNMENT EXCHANGE | 850.123 |
| 1.202 | D | HOSPITAL AUTHORITY PROVIDENT FUND SCHEME | 80.891 |
| 1.424 | D | HOSTPLUS POOLED SUPERANNUATION TRUST | 236.320 |
| 780 | D | HOTCHKIS & WILEY GLOBAL VALUE FUND | 42.800 |
| 738 | D | HOTCHKIS & WILEY INTERNATIONAL VALUE FUND | 8.630 |

Legenda:

D: Delegante



Elenco Interventuti
(Tutti ordinati alfabeticamente)
Assemblea Straordinaria

| Badge | Titolare Tipo Rap. | Deleganti / Rappresentati legalmente | Straordinaria |
|-------|-----------------------|--|---------------|
| 1.166 | D | HPE COMMON CONTRACTUAL FUND. | 6.623 |
| 1.422 | D | HPL - HP PST HOTCHKIS AND WILEY | 590.637 |
| 1.276 | D | HRW TESTAMENTARY TRUST NO. 1 | 11.464 |
| 1.279 | D | HRW TESTAMENTARY TRUST NO. 10. | 7.353 |
| 1.282 | D | HRW TESTAMENTARY TRUST NO. 11. | 42.404 |
| 1.292 | D | HRW TESTAMENTARY TRUST NO. 12. | 12.543 |
| 1.288 | D | HRW TESTAMENTARY TRUST NO. 2 | 5.785 |
| 1.277 | D | HRW TESTAMENTARY TRUST NO. 3 | 7.143 |
| 1.284 | D | HRW TESTAMENTARY TRUST NO. 4. | 8.013 |
| 1.291 | D | HRW TESTAMENTARY TRUST NO. 5 | 4.468 |
| 1.283 | D | HRW TESTAMENTARY TRUST NO. 6 | 8.941 |
| 1.289 | D | HRW TESTAMENTARY TRUST NO. 7. | 9.612 |
| 1.287 | D | HRW TESTAMENTARY TRUST NO. 8. | 68.840 |
| 1.286 | D | HRW TESTAMENTARY TRUST NO. 9. | 7.353 |
| 1.280 | D | HRW TRUST NO. 1 UAD 01/17/03 | 16.439 |
| 1.278 | D | HRW TRUST NO. 2 UAD 01/17/03 | 3.095 |
| 1.293 | D | HRW TRUST NO. 3 UAD 01/17/03 | 64.848 |
| 1.290 | D | HRW TRUST NO. 4 UAD 01/17/03 | 92.615 |
| 389 | D | HSBC ACTIONS EUROPE | 360.027 |
| 1.915 | D | HSBC BANK PLC AS TRUSTEE OF STATE STREET AUT EUROPE EX UK S'CREENED INDEX EQUITY FUND | 45.612 |
| 1.922 | D | HSBC BANK PLC AS TRUSTEE OF STATE STREET AUT GLOBAL INDEX EQUITY FUND | 4.406 |
| 1.923 | D | HSBC BANK PLC ASTRUSTEE OF STATE STREET AUT EUROPE EX UK INDEX EQUITY FUND | 365.573 |
| 403 | D | HSBC EE EURO PME | 86.274 |
| 974 | D | HSBC ETFS PUBLIC LIMITED COMPANY | 33.513 |
| 964 | D | HSBC ETFS PUBLIC LIMITED COMPANY - HSBC MSCI EUROPE CLIMATE PARIS ALIGNED UCITS ETF | 772 |
| 976 | D | HSBC ETFS PUBLIC LIMITED COMPANY - HSBC MSCI EUROPE UCITS ETF | 66.085 |
| 978 | D | HSBC ETFS PUBLIC LIMITED COMPANY - HSBC MSCI WORLD UCITS ETF | 19.322 |
| 390 | D | HSBC EURO PME | 492.952 |
| 955 | D | HSBC GLOBAL FUNDS ICAV | 1.100 |
| 975 | D | HSBC GLOBAL INVESTMENT FUNDS | 264.838 |
| 972 | D | HSBC INDEX TRACKER INVESTMENT FUNDS - EUROPEAN INDEX FUND | 384.329 |
| 952 | D | HSBC INDEX TRACKER INVESTMENT FUNDS - FTSE ALL-WORLD INDEX FUND | 79.618 |
| 387 | D | HSBC MULTI ASSET DYNAMIC EURO | 142.340 |
| 950 | D | HSBC POOLED INVESTMENT FUND | 517.817 |
| 939 | D | HSBC POOLED INVESTMENT FUND - HSBC POOLED EUROPE EQUITY INDEX TRACKING FUND | 70.846 |
| 933 | D | HUDSON BAY MASTER FUND LTD TRADING | 202.640 |
| 915 | D | HUMANIS RETRAITE ACTIONS EMPLOI SANTE | 467.655 |
| 1.457 | D | HUTCHISON PROVIDENT FUND. | 6.212 |
| 1.502 | D | HW HEDGED VALUE LP CORPORATION SERVICE COMPANY | 116.700 |
| 354 | D | HYMNOS ISR | 96.354 |
| 1.584 | D | IBM 401(K) PLUS PLAN TRUST | 322.301 |
| 346 | D | IBM FRANCE F | 70.857 |

Legenda:

D: Delegante


Elenco Intervenuti
(Tutti ordinati alfabeticamente)
Assemblea Straordinaria

| Badge | Titolare Tipo Rap. | Deleganti / Rappresentati legalmente | Straordinaria |
|-------|-----------------------|---|---------------|
| 347 | D | IBM FRANCE H | 938 |
| 732 | D | IC EUROPE EQUITY ESG INDEX FUND | 12.574 |
| 1.053 | D | ICP PLACEMENT | 2.237 |
| 463 | D | IF IST - GLOBE INDEX | 61.778 |
| 1.043 | D | ILEX MASTER FUND LP | 2.058.669 |
| 1:023 | D | ILEX MASTER FUND LP AC | 1.987.436 |
| 1.304 | D | ILLINOIS MUNICIPAL RETIREMENT FUND | 376.142 |
| 1.350 | D | ILLINOIS STATE BOARD OF INVESTMENT DEFERRED | 389.182 |
| 1.669 | D | IMGP INTERNATIONAL FUND | 189.458 |
| 1.318 | D | IMPACTASSETS INC. | 4.146 |
| 129 | D | IMPERIAL INTERNATIONAL EQUITY POOL | 68.420 |
| 669 | D | INCOME INSURANCE LIMITED | 39.264 |
| 255 | D | INDIANA PUBLIC RETIREMENT SYSTEM | 193.611 |
| 549 | D | INDUSTRIENS PENSIONSORSIKRING A/S | 61.713 |
| 662 | D | ING DIRECT SICAV | 98.557 |
| 934 | D | INNOVATOR INTERNATIONAL DEVELOPED MANAGED FLOOR ETF | 3.020 |
| 1.766 | D | INSTITUTIONAL RETIREMENT TRUST | 17.389 |
| 1.609 | D | INSTITUTIONAL SOLUTIONS FUND FCP-SIF | 121.119 |
| 1.866 | D | INTE KAPITALANLAGEGESELLSCHAFT MBH FOR DC EUROLAND EQUITIES | 237.529 |
| 1.644 | D | INTE KAPITALANLAGEGESELLSCHAFT MBH FOR LHPRIVATRENTEAKTIEN | 85.000 |
| 486 | D | INTECH INTERNATIONAL LARGE CAP CORE FUND LLC | 520 |
| 1.547 | D | INTERFUND SICAV | 518.092 |
| 176 | D | INTERNATIONAL BANK FOR RECONSTRUCTION AND DEVELOPMENT | 38.133 |
| 1.450 | D | INTERNATIONAL CORE EQUITY PORTFOLIO OF DFA INVESTMENT DIMENSIONS GROUP INC | 6.979.209 |
| 1.273 | D | INTERNATIONAL EQUITIES B UNIT TRUST | 18.152 |
| 1.272 | D | INTERNATIONAL EQUITIES PASSIVE B UNIT TRUST | 3.949 |
| 1.898 | D | INTERNATIONAL EQUITIES SECTOR TRUST | 2.943 |
| 152 | D | INTERNATIONAL EQUITY FUND | 9.643 |
| 1.211 | D | INTERNATIONAL EQUITY FUND LLC | 7.467 |
| 1.204 | D | INTERNATIONAL EXPATRIATE BENEFIT MASTER TRUST | 4.696 |
| 1.116 | D | INTERNATIONAL FUND FOR AGRICULTURAL DEVELOPMENT | 2.996 |
| 1.529 | D | INTERNATIONAL MONETARY FUND | 122.556 |
| 1.117 | D | INTERNATIONAL MONETARY FUND RETIRED STAFF BENEFITS INVESTMENT ACCOUNT | 24.543 |
| 1.251 | D | INTERNATIONAL MONETARY FUND STAFF RETIREMENT PLAN | 91.869 |
| 1.482 | D | INTERNATIONAL RESEARCH EQUITY EXTENDED MASTER FUND (CAYMAN) L.P. C/O INTERTRUST CORP SVCS (CAYMAN) LTD | 88.634 |
| 1.815 | D | INTERNATIONAL TILTS MASTER PORTFOLIO OF MASTER INVESTMENT PORTFO | 2.884.300 |
| 225 | D | INTERNATIONALE KAPITALANLAGEGESELLSCHAFT MBH ACTING FOR ACCOUNT OF INKA PBEAKK | 22.272 |
| 155 | D | INTERNATIONALE KAPITALANLAGEGESELLSCHAFT MBH ACTING FOR ACCOUNT OF ZFO AKTIEN EUROPA | 32.772 |
| 991 | D | INTERNATIONALE KAPITALANLAGEGESELLSCHAFT MBH ACTING FOR THE ACCOUNT OF A-EUROPA-LA-PASSIV | 22.934 |

Legenda:

D: Delegante



Elenco Interventuti
(Tutti ordinati alfabeticamente)
Assemblea Straordinaria

| Badge | Titolare Tipo Rap. | Deleganti / Rappresentati legalmente | Straordinaria |
|-------|-----------------------|--|---------------|
| 994 | D | INTERNATIONALE KAPITALANLAGEGESELLSCHAFT MBH ACTING FOR THE ACCOUNT OF AEZ AEA | 419.952 |
| 998 | D | INTERNATIONALE KAPITALANLAGEGESELLSCHAFT MBH ACTING FOR THE ACCOUNT OF ARZTRENT 2 | 93.739 |
| 993 | D | INTERNATIONALE KAPITALANLAGEGESELLSCHAFT MBH ACTING FOR THE ACCOUNT OF BG | 39.300 |
| 989 | D | INTERNATIONALE KAPITALANLAGEGESELLSCHAFT MBH ACTING FOR THE ACCOUNT OF BG AKTIEN SFONDS L | 41.674 |
| 999 | D | INTERNATIONALE KAPITALANLAGEGESELLSCHAFT MBH ACTING FOR THE ACCOUNT OF DEVELOPED MARKETS EQUITY EA | 25.300 |
| 996 | D | INTERNATIONALE KAPITALANLAGEGESELLSCHAFT MBH ACTING FOR THE ACCOUNT OF HP EQUITY | 524.624 |
| 982 | D | INTERNATIONALE KAPITALANLAGEGESELLSCHAFT MBH ACTING FOR THE ACCOUNT OF HSBC STRATEGIE BALANCED | 16.061 |
| 980 | D | INTERNATIONALE KAPITALANLAGEGESELLSCHAFT MBH ACTING FOR THE ACCOUNT OF HSBC STRATEGIE DYNAMIK | 63.042 |
| 981 | D | INTERNATIONALE KAPITALANLAGEGESELLSCHAFT MBH ACTING FOR THE ACCOUNT OF HSBC TRINKAUS ALPHASCREEN | 85.754 |
| 985 | D | INTERNATIONALE KAPITALANLAGEGESELLSCHAFT MBH ACTING FOR THE ACCOUNT OF INKA LUCK FONDS DWS AKTIEN Q | 34.065 |
| 990 | D | INTERNATIONALE KAPITALANLAGEGESELLSCHAFT MBH ACTING FOR THE ACCOUNT OF INKA LUCK FONDS UBS | 57.171 |
| 995 | D | INTERNATIONALE KAPITALANLAGEGESELLSCHAFT MBH ACTING FOR THE ACCOUNT OF LHTB INKA | 44.393 |
| 992 | D | INTERNATIONALE KAPITALANLAGEGESELLSCHAFT MBH ACTING FOR THE ACCOUNT OF MAGDEBURG INKA | 55.395 |
| 997 | D | INTERNATIONALE KAPITALANLAGEGESELLSCHAFT MBH ACTING FOR THE ACCOUNT OF RABW INTERNATIONAL SEGMENT 13 | 29.981 |
| 983 | D | INTERNATIONALE KAPITALANLAGEGESELLSCHAFT MBH ACTING FOR THE ACCOUNT OF SCH?LLER-STIFTUNGSFONDS | 53.266 |
| 986 | D | INTERNATIONALE KAPITALANLAGEGESELLSCHAFT MBH ACTING FOR THE ACCOUNT OF STUTTGARTER AKTIEN EUROPA | 81.439 |
| 987 | D | INTERNATIONALE KAPITALANLAGEGESELLSCHAFT MBH ACTING FOR THE ACCOUNT OF ZA | 17.049 |
| 154 | D | INV NI GLOBALE AKTIER BASIS 10003 | 27.811 |
| 1.767 | D | INVESCO BCPL BADGER FUND, A SERIES OF INVESCO MULTI SERIES FUNDS II | 9.695 |
| 158 | D | INVESCO FTSE RAFI DEVELOPED MARKETS EX U S ETF | 127.956 |
| 252 | D | INVESCO INTERNATIONAL DEVELOPED DYNAMIC MULTIFACTOR ETF | 558.777 |
| 184 | D | INVESCO MARKETS II PLC | 30.268 |
| 170 | D | INVESCO MARKETS II PUBLIC LTD | 71.626 |
| 165 | D | INVESCO MARKETS II PUBLIC LTD CO | 15.402 |
| 157 | D | INVESCO MARKETS III PLC | 5.083 |
| 112 | D | INVESCO MSCI EAFE INCOME ADVANTAGE ETF | 22.134 |
| 166 | D | INVESCO MSCI EUR EQ WGHT UCITS ETF | 146.562 |

Legenda:

D: Delegante



**Elenco Intervenuti
(Tutti ordinati alfabeticamente)
Assemblea Straordinaria**

| Badge | Titolare Tipo Rap. | Deleganti / Rappresentati legalmente | Straordinaria |
|-------|-----------------------|--|---------------|
| 1.451 | D | INVESCO POOLED INVESTMENT FUND - EUROPE FUND | 12.661 |
| 181 | D | INVESCO S AND P EUROPE 350 EQUAL WEIGHT INDEX ETF | 18.044 |
| 1.779 | D | INVESTEC GLOBAL SELECT LLC- INVESTEC INTERNATIONALDYNAMIC EQUITY FUND | 991.562 |
| 495 | D | INVESTERINGSFORENINGEN BANKINVEST GLOBALE AKTIER INDEKS AKK. KL | 13.409 |
| 531 | D | INVESTERINGSFORENINGEN BANKINVEST, BIX GLOBALE AKTIER ESG UNIVERSAL KL | 44.673 |
| 703 | D | INVESTERINGSFORENINGEN NORDEA INVEST GLOBALE AKTIER INDEKS KL | 13.285 |
| 137 | D | INVESTERINGSFORENINGEN SPARINVEST INDEX EUROPA VALUE KL | 94.894 |
| 787 | D | INVESTITORI EIGHTY TWENTY | 9.880 |
| 750 | D | INVESTITORI EUROPA | 54.990 |
| 785 | D | INVESTITORI FLESSIBILE | 100.000 |
| 740 | D | INVESTITORI PIAZZA AFFARI | 170.500 |
| 965 | D | INVESTMENT FUND SERVICES LIMITED | 9.145 |
| 414 | D | IP ACTIONS EURO | 44.550 |
| 190 | D | IPC MULTIFACTOR INTERNATIONAL EQUITY | 101.376 |
| 185 | D | IQ 50 PERCENT HEDGED FTSE INTERNATIONAL ETF | 112.904 |
| 444 | D | IRCEC CASSETTE DIVERSIFIE | 85.916 |
| 1.895 | D | IRONBARK ROYAL LONDON DIVERSIFIED GLOBAL SHARE FUND | 8.290 |
| 691 | D | ISHARES ALL-COUNTRY EQUITY INDEX FUND | 4.546 |
| 1.428 | D | ISHARES CORE MSCI EAFE ETF | 13.589.982 |
| 1.538 | D | ISHARES CORE MSCI EAFE IMI INDEX ETF | 990.033 |
| 1.427 | D | ISHARES CORE MSCI EUROPE ETF | 963.339 |
| 1.429 | D | ISHARES CORE MSCI INTERNATIONAL DEVELOPED MARKETS ETF | 1.845.040 |
| 1.431 | D | ISHARES CORE MSCI TOTAL INTERNATIONAL STOCK ETF | 2.681.574 |
| 1.586 | D | ISHARES EURO STOXX BANKS 3015 UCITS ETF (DE) | 5.111.578 |
| 1.587 | D | ISHARES EURO STOXX UCITS ETF (DE) | 933.930 |
| 538 | D | ISHARES EUROPE ETF | 365.230 |
| 1.430 | D | ISHARES GLOBAL FINANCIALS ETF | 96.238 |
| 242 | D | ISHARES II PUBLIC LIMITED COMPANY | 2.521.236 |
| 1.885 | D | ISHARES III PUBLIC LIMITED COMPANY | 5.850.343 |
| 1.425 | D | ISHARES INTERNATIONAL EQUITY FACTOR ETF | 1.369.951 |
| 1.540 | D | ISHARES INTERNATIONAL FUNDAMENTAL INDEX ETF | 13.996 |
| 1.426 | D | ISHARES INTERNATIONAL SMALL-CAP EQUITY FACTOR ETF | 378.180 |
| 1.887 | D | ISHARES IV PUBLIC LIMITED COMPANY | 3.697.215 |
| 1.531 | D | ISHARES MSCI ACWI ETF | 543.807 |
| 1.532 | D | ISHARES MSCI ACWI EX U.S. ETF | 480.461 |
| 1.535 | D | ISHARES MSCI ACWI LOW CARBON TARGET ETF | 37.426 |
| 1.432 | D | ISHARES MSCI EAFE ETF | 6.839.769 |
| 1.530 | D | ISHARES MSCI EAFE INTERNATIONALINDEX FUND | 1.271.493 |
| 1.433 | D | ISHARES MSCI EAFE VALUE ETF | 5.214.482 |
| 1.434 | D | ISHARES MSCI EUROPE FINANCIALS ETF | 2.775.600 |
| 1.539 | D | ISHARES MSCI EUROPE IMI INDEX ETF | 56.938 |
| 1.436 | D | ISHARES MSCI EUROZONE ETF | 2.473.847 |
| 1.536 | D | ISHARES MSCI INTL VALUE FACTOR ETF | 486.793 |
| 1.435 | D | ISHARES MSCI ITALY ETF | 2.132.444 |

Legenda:

D: Delegante



Elenco Intervenuti
(Tutti ordinati alfabeticamente)
Assemblea Straordinaria

| Badge | Titolare | Deleganti / Rappresentati legalmente | Straordinaria |
|-------|-----------|--|---------------|
| | Tipo Rap. | | |
| 1.533 | D | ISHARES MSCI KOKUSAI ETF | 5.767 |
| 1.537 | D | ISHARES MSCI WORLD ETF | 162.564 |
| 605 | D | ISHARES MSCI WORLD EX AUSTRALIA VALUE ETF | 1.132 |
| 1.534 | D | ISHARES PARIS-ALIGNED CLIMATE MSCI WORLD EX USA ETF | 16.948 |
| 243 | D | ISHARES PUBLIC LIMITED COMPANY | 519.141 |
| 1.589 | D | ISHARES STOXX EUROPE 600 BANKS UCITS ETF DE | 4.426.446 |
| 1.590 | D | ISHARES STOXX EUROPE 600 UCITS ETF (DE) | 1.675.112 |
| 1.588 | D | ISHARES STOXX EUROPE LARGE 200 UCITS ETF (DE) | 26.157 |
| 1.886 | D | ISHARES V PUBLIC LIMITED COMPANY | 689.506 |
| 1.888 | D | ISHARES VI PUBLIC LIMITED COMPANY | 1.372.490 |
| 171 | D | ISHARES VII PUBLIC LIMITED COMPANY | 3.915.234 |
| 726 | D | ISHARES WHOLESALE INTERNATIONAL EQUITY INDEX FUND | 217.244 |
| 812 | D | ISHARES WHOLESALE SCREENED INTERNATIONAL EQUITY INDEX FUND | 9.299 |
| 1.592 | D | ISHARES WORLD EX SWITZERLAND EQUITY INDEX FUND II (CH) | 11.800 |
| 1.734 | D | JANE TAFT INGALLS TR DTD 12 6 51 FDC ATTN GARY LOMBARDO | 3.211 |
| 1.402 | D | JBWN-MED CORE GLOBAL EQ TILT | 22.800 |
| 868 | D | JEFFREY LLC | 24.681 |
| 664 | D | JNL INTERNATIONAL INDEX FUND | 293.155 |
| 1.771 | D | JNL/DFA INTERNATIONAL CORE EQUITY FUND | 158.284 |
| 1.770 | D | JNL/JPMORGAN GLOBAL ALLOCATION FUND | 7.689 |
| 1.769 | D | JNL/MELLON MSCI WORLD INDEX FUND | 20.995 |
| 1.460 | D | JOHN HANCOCK FUNDS II INTERNATIONAL STRATEGIC EQUITY ALLOCATION FUND | 253.692 |
| 1.649 | D | JOHN HANCOCK HEDGED EQUITY AND INCOME FUND | 6.732 |
| 1.638 | D | JOHN HANCOCK LIFE AND HEALTH INSURANCE COMPANY | 96.728 |
| 1.650 | D | JOHN HANCOCK MULTIFACTOR DEVELOPED INTERNATIONAL ETF | 248.722 |
| 1.648 | D | JOHN HANCOCK TRUST COMPANY COLLECTIVE INVESTMENT TRUST | 159.755 |
| 1.400 | D | JOHN HANCOCK VARIABLE INSURANCE TRUST INTERNATIONAL EQUITY INDEX TRUST. | 68.785 |
| 1.647 | D | JOHN HANCOCK VARIABLE INSURANCE TRUST STRAT EQ ALLOCATION TRUST | 228.003 |
| 1.181 | D | JOSHUA GREEN CORPORATION | 18.483 |
| 1.002 | D | JPMORGAN BETABUILDERS EUROPE ETF | 1.284.716 |
| 1.011 | D | JPMORGAN BETABUILDERS INTERNATIONAL EQUITY ETF | 579.691 |
| 1.000 | D | JPMORGAN ETFS (IRELAND) ICAV - EUROZONE RESEARCH ENHAN INDEX EQ ACTIVE UCITS ETF | 93.276 |
| 1.015 | D | JPMORGAN EUROPEAN GROWTH & INCOME PLC | 305.723 |
| 1.003 | D | JPMORGAN FUNDS | 1.440.426 |
| 1.013 | D | JPMORGAN GLOBAL ALLOCATION FUND | 23.731 |
| 1.009 | D | JPMORGAN INVESTMENT FUNDS | 49.062 |
| 1.012 | D | JPMORGAN SAR EUROPEAN FUND | 266.884 |
| 1.407 | D | JPOOL 1 | 147.078 |
| 1.305 | D | JTW TRUST NO. 1 UAD 9/19/02. | 808 |
| 1.307 | D | JTW TRUST NO. 2 UAD 9/19/02. | 8.391 |
| 1.180 | D | JTW TRUST NO. 3 UAD 9/19/02. | 3.867 |
| 1.308 | D | JTW TRUST NO. 5 UAD 9/19/02. | 2.249 |

Legenda:

D: Delegante



Elenco Interventuti
(Tutti ordinati alfabeticamente)
Assemblea Straordinaria

| Badge | Titolare Tipo Rap. | Deleganti / Rappresentati legalmente | Straordinaria |
|-------|-----------------------|--|---------------|
| 1.763 | D | JUNIVERSITAS GB UMBRELLA FUND -JUNIVERSITAS MA M 1 FUND UNIT TRUST | 7.656 |
| 1.132 | D | JUPITER GLOBAL FINANCIAL INNOVATION FUND | 44.329 |
| 1.208 | D | K INVESTMENTS SH LIMITED. | 146.203 |
| 1.656 | D | KAISER FOUNDATION HOSPITALS | 230 |
| 1.657 | D | KAISER PERMANENTE GROUP TRUST | 9.392 |
| 1.768 | D | KANSAS PUBLIC EMPLOYEES RETIREMENT SYSTEM | 2.645.918 |
| 109 | D | KAP IP GLO EQUI III 56097 | 175.481 |
| 656 | D | KAPITALFORENINGEN DANSKE INVEST INSTITUTIONAL AFDELING 26 | 7.839 |
| 156 | D | KAPITALFORENINGEN INVESTIN PRO GLOBAL EQUITIES I | 108.536 |
| 128 | D | KAPITALFORENINGEN INVESTIN PRO GLOBALE AKTIER INDEX | 15.126 |
| 193 | D | KAPITALFORENINGEN LAEGERNES INVEST KLI AKTIER GLOBALE INDENYKREDIT PORTEFOELJE ADMINISTRATION AS | 42.447 |
| 1.526 | D | KARAT SRL | 4.440 |
| 854 | D | KATHERINE C MOORE CHARITABLE LEAD ANNUIT | 1.937 |
| 257 | D | KENTUCKY RETIREMENT SYSTEMS INSURANCE TRUST FUND | 1 |
| 328 | D | KLAVERBLAD SCHADEVERZEKERINGSMAATSCHAPPI | 24.237 |
| 1.076 | D | KOKUSAI EQUITY INDEX FUND, A S | 32.346 |
| 1.358 | D | KOMMUNAL LANDSPENSJONSKASSE GJENSIDIG FORSIKRINGSSSELSKAP | 212.105 |
| 256 | D | KRS LAZARD ASSET MGMT | 832.021 |
| 11 | D | KRUESELMANN JOSEPH | 48 |
| 1.168 | D | LABORERS' AND RETIREMENT BOARD EMPLOYEES' ANNUITY & BENEFIT | 90.220 |
| 1.864 | D | LACERA MASTER OPEB TRUST | 44.496 |
| 1.089 | D | LACOUR FRANCOIS | 1.900 |
| 1.221 | D | LAKE AVENUE INVESTMENTS LLC | 36.514 |
| 1.438 | D | LARGE CAP INTL PORTFOLIO OF DFA INV | 649.194 |
| 240 | D | LAZARD 823287 LAY EMP RET PL ARCHDIO PHILADELPHIA | 24.928 |
| 1.285 | D | LAZARD ACW EX-US DIVERSIFIED ADVANTAGE CIT. | 4.324 |
| 1.294 | D | LAZARD ACW EX-US EQUITY ADVANTAGE CIT. | 66.357 |
| 1.639 | D | LAZARD ASSET MANAGEMENT LLC | 426 |
| 73 | D | LAZARD EQUITIES PSBF0933592 PSEG NUCLR LLC QULFD MSTR | 264.161 |
| 1.640 | D | LAZARD ESC INTERNATIONAL STRATEGIC EQUITY PORTFOLIO | 12.774 |
| 212 | D | LAZARD EUROPEAN ALPHA FUND | 25.654 |
| 1.757 | D | LAZARD GLOBAL INVESTMENT FUNDS PUBLIC LIMITED COMPANY | 50.108 |
| 1.641 | D | LAZARD INTERNATIONAL EQUITY ADVANTAGE PORTFOLIO | 125.752 |
| 1.323 | D | LAZARD INTERNATIONAL EQUITY CIT | 123.026 |
| 1.582 | D | LAZARD INTERNATIONAL EQUITY PORTFOLIO | 776.699 |
| 1.642 | D | LAZARD INTERNATIONAL EQUITY SELECT PORTFOLIO | 39.683 |
| 1.581 | D | LAZARD INTERNATIONAL STRATEGIC EQUITY PORTFOLIO | 2.133.079 |
| 1.636 | D | LAZARD INTERNATIONAL STRATEGIC EQUITY TRUST | 528.990 |
| 725 | D | LB HOLDINGS I LLC | 13.725 |
| 376 | D | LBPAM 3 MOIS | 1.640.671 |
| 449 | D | LBPAM SHORT TERM | 857.813 |

Legenda:

D: Delegante



Elenco Interventuti
(Tutti ordinati alfabeticamente)
Assemblea Straordinaria

| Badge | Titolare Tipo Rap. | Deleganti / Rappresentati legalmente | Straordinaria |
|-------|-----------------------|--|---------------|
| 396 | D | LCL ACTIONS MONDE HORS EUROPE EUR | 851.863 |
| 361 | D | LCL DYNAMIQUE | 8.352 |
| 356 | D | LCL EQUILIBRE | 7.202 |
| 308 | D | LEADERSEL PMI | 359.771 |
| 1.347 | D | LEGAL & GENERAL AUTHORISED CONTRACTUAL SCHEME | 464.825 |
| 1.112 | D | LEGAL & GENERAL CCF. | 61.071 |
| 1.246 | D | LEGAL & GENERAL DEVELOPED MULTI-FACTOR SL FUND LLC | 27.676 |
| 1.126 | D | LEGAL & GENERAL FUTURE WORLD ESG T&O DEVELOPED FOSSIL FUEL E | 31.730 |
| 1.129 | D | LEGAL & GENERAL FUTURE WORLD ESG TILTED AND OPTIMISED DEVELO | 64.902 |
| 1.128 | D | LEGAL & GENERAL FUTURE WORLD ESG TILTED AND OPTIMISED EUROPE | 42.315 |
| 1.127 | D | LEGAL & GENERAL GLOBAL EQUITY INDEX FUND | 61.895 |
| 1.143 | D | LEGAL & GENERAL ICAV. | 40.001 |
| 1.222 | D | LEGAL & GENERAL MSCI EAFE FUND LLC | 194.174 |
| 1.245 | D | LEGAL & GENERAL MSCI EAFE SL FUND LLC | 75.976 |
| 1.442 | D | LEGAL AND GENERAL ASSURANCE (PENSIONS MANAGEMENT) LIMITEDONS MANAGEMENT) LIMITED | 164.375 |
| 1.445 | D | LEGAL AND GENERAL ASSURANCE (PENSIONS MANAGEMENT) LTD PMC FTSE TPI GLOBAL (EX FOSSIL FUELS) EQUITY INDEX FUND | 11.135 |
| 1.437 | D | LEGAL AND GENERAL ASSURANCE (PENSIONS MANAGEMENT) LIMITED | 4.783.088 |
| 1.111 | D | LEGAL AND GENERAL CCF | 15.414 |
| 1.456 | D | LEGAL AND GENERAL COLLECTIVE INVESTMENT TRUST. | 225.821 |
| 1.130 | D | LEGAL AND GENERAL EUROPEAN INDEX TRUST | 1.103.419 |
| 1.131 | D | LEGAL AND GENERAL INTERNATIONAL INDEX TRUST | 287.118 |
| 51 | D | LEGAL AND GENERAL UCITS ETF PLC | 218.031 |
| 151 | D | LEGG MASON INTERNATIONAL LOW VOLATILITY HIGH DIVIDEND ETF | 5.637.722 |
| 17 | D | LEISTERT YANNIS TIMON | 62 |
| 1.017 | D | LEITE DOS RAMOS AARON ALBERTO | 235 |
| 1.351 | D | LGPS CENTRAL AUTHORISED CONTRACTUAL SCHEME.. | 230.670 |
| 1.257 | D | LIUNA PENSION FUND OF CENTRAL AND EASTERN CANADA | 11.369 |
| 1.397 | D | LLUC VALORES SICAV S.A. | 356.462 |
| 1.743 | D | LM FUND LP | 4.930 |
| 392 | D | LMDG FAMILLES ET ENTREPRENEURS | 83.022 |
| 428 | D | LMDG SMID CAP EUR FCP | 140.611 |
| 233 | D | LMT MRT BLRK EUROPE VALUE 775373 | 41.036 |
| 1.744 | D | LOCKHEED MARTIN CORPORATION DEFINED CONTRIBUTION PLANS MASTER TR | 73.734 |
| 153 | D | LOCKHEED MARTIN CORPORATION MASTER RETIREMENT TRUST | 13.738 |
| 307 | D | LOF ALL ROADS | 26.293 |
| 287 | D | LOF ALL ROADS CONSERVATIVE | 4.565 |
| 286 | D | LOF ALL ROADS GROWTH | 19.802 |
| 297 | D | LOF TARGETNETZERO EUROPE EQUITY | 15.548 |
| 285 | D | LOF TARGETNETZERO GLOBAL EQUITY | 54.732 |
| 334 | D | LOIS CH TARGETNEZERO GLOBAL EX C EQUITY | 11.414 |
| 1.795 | D | LORD ABBETT SECURITIES TRUST-LORD ABBETT | 433.866 |

Legenda:

D: Delegante




M

Elenco Intervenuti
(Tutti ordinati alfabeticamente)
Assemblea Straordinaria

| Badge | Titolare Tipo Rap. | Deleganti / Rappresentati legalmente | Straordinaria |
|-------|-----------------------|--|---------------|
| | | INTERNATIONAL VALUE FUN | |
| 1.332 | D | LOS ANGELES CITY EMPLOYEES' RETIREMENT SYSTEM. | 818.428 |
| 1.865 | D | LOS ANGELES COUNTY EMPLOYEES RETIREMENT ASSOCIATI | 457.954 |
| 2 | D | LOURENS MAGALI | 19 |
| 360 | D | LS DYNAMIQUE ET SOLIDAIRE | 1.432 |
| 1.390 | D | LUMYNA-MARSHALL WACE UCITS SICAV -LUMYNA -MW TOPS ENV FOCUS(| 1.430.882 |
| 1.391 | D | LUMYNA-MARSHALL WACE UCITS SICAV-LUMYNA-MW TOPS (MARKET NEUT | 1.538.495 |
| 1.038 | D | LUMYNA-MARSHALL WACE UCITS SICAV-LUMYNA-MW TOPS UCITS FUND | 1.088.880 |
| 311 | D | LUXCELLENCE HELVETIA EUROP EQUITY | 14.996 |
| 364 | D | LV CHALLENGE | 153.134 |
| 1.870 | D | LVIP DIMENSIONAL INTERNATIONAL CORE EQUITY FUND | 94.222 |
| 1.869 | D | LVIP SSGA INTERNATIONAL INDEX FUND | 279.566 |
| 1.580 | D | M INTERNATIONAL EQUITY FUND | 4.690 |
| 953 | D | M&G (LUX) BLACKROCK EUROPE EX UK EQUITY FUND | 503.361 |
| 1.926 | D | MACF 1 HOLDING LLC | 2.192 |
| 203 | D | MACK COMPREHENSIVE EQUITY POOL | 32.076 |
| 202 | D | MACK EAFE EQUITY POOL | 46.045 |
| 201 | D | MACKENZIE GLOBAL EQUITY INCOME FUND | 367.063 |
| 200 | D | MACKENZIE INTERNATIONAL EQUITY INDEX ETF | 87.723 |
| 661 | D | MACQUARIE INTERNATIONAL EQUITIES FUND | 26.015 |
| 558 | D | MACQUARIE MULTI-FACTOR FUND | 14.162 |
| 430 | D | MAM ENTREPRISES FAMILIALES | 46.000 |
| 1.485 | D | MAN FUNDS XII SPC-MAN 1783 I SP C/O MAPLES SECRETARIES (CAYMAN) LIMITED | 17.359 |
| 1.480 | D | MAN GLG DIVERSIFIED EQUITY MASTER | 772 |
| 1.393 | D | MAN NUMERIC ALTERNATIVE RISK PREMIA VALUE. | 9.088 |
| 1.558 | D | MANAGED PENSION FUNDS LIMITED | 124.547 |
| 352 | D | MANDARINE PREMIUM EUROPE | 39.493 |
| 1.668 | D | MANULIFE INVESTMENT MANAGEMENT INTERNATIONAL EQUITY INDEX POOLED FUND | 110.311 |
| 78 | D | MANULIFE MULTIFACTOR DEVELOPED INTERNATIONAL INDEX ETF | 37.945 |
| 74 | D | MANVILLE PERSONAL INJURY SETTLEMENT TRUST | 5.892 |
| 70 | D | MARANIC II LLC | 9.539 |
| 75 | D | MARGETTS FUND MANAGEMENT LTD | 204.896 |
| 1.748 | D | MARIGOLD TACTICAL STRATEGIES LTD | 5.643 |
| 1.375 | D | MARSHALL WACE CCF-MWCCF WORLD TOPS 150/50 FUND II C/O MARSHALL WACE LLP | 74.547 |
| 1.041 | D | MARSHALL WACE COMMON CONTRACTUAL FUND - MWCCF WORLD TOPS 130/30 FUND | 112.735 |
| 1.396 | D | MARSHALL WACE COMMON CONTRACTUAL FUND - MWCCF WORLD TOPS 150 | 35.089 |
| 1.042 | D | MARSHALL WACE COMMON CONTRACTUAL FUND - MWCCF WORLD TOPS 150/50 FUND II | 34.681 |
| 1.474 | D | MARSHALL WACE COMMON CONTRACTUAL FUND-MWCCF WORLD TOPS 130/3 | 165.662 |
| 1.473 | D | MARSHALL WACE COMMON CONTRACTUAL FUND-MWCCF WORLD TOPS 150/5 | 251.044 |

Legenda:

D: Delegante




Elenco Interventuti
(Tutti ordinati alfabeticamente)
Assemblea Straordinaria

| Badge | Titolare Tipo Rap. | Deleganti / Rappresentati legalmente | Straordinaria |
|-------|-----------------------|--|---------------|
| 1.377 | D | MARSHALL WACE INVESTMENT STRATEGIES - EUREKA FUND C/O MARSHALL WACE LLP | 130.988 |
| 1.504 | D | MARSHALL WACE INVESTMENT STRATEGIES - EUROPA FUND C/O MARSHALL WACE IRELAND LIMITED | 18.951 |
| 1.505 | D | MARSHALL WACE INVESTMENT STRATEGIES - GLOBAL FINANCIALS MARK | 83.178 |
| 1.392 | D | MARSHALL WACE INVESTMENT STRATEGIES - TOPS DEVELOPED WORLD E MWIS TOPS DEVELOPED WORLD EQUITIES FUND | 3.204 |
| 1.376 | D | MARSHALL WACE INVESTMENT STRATEGIES - TOPS FUND C/O MARSHALL WACE LLP | 220.925 |
| 1.389 | D | MARSHALL WACE INVESTMENT STRATEGIES - TOPS WORLD EX-US FUND C/O MARSHALL WACE IRELAND LTD | 1.083.918 |
| 1.040 | D | MARSHALL WACE INVESTMENT STRATEGIES TOPS INTERNATIONAL EQUITIES FUND | 263.443 |
| 1.478 | D | MARSHALL WACE INVESTMENT STRATEGIES-EUROPA FUND. | 4.203 |
| 1.479 | D | MARSHALL WACE INVESTMENT STRATEGIES-GLOBAL FINANCIALS MARKET | 19.888 |
| 1.477 | D | MARSHALL WACE INVESTMENT STRATEGIES-MARKET NEUTRAL TOPS FUND | 173.706 |
| 1.475 | D | MARSHALL WACE INVESTMENT STRATEGIES-TOPS GLOBAL EQUITIES LE | 824.436 |
| 1.476 | D | MARSHALL WACE INVESTMENT STRATEGIES-TOPS WORLD EQUITIES FUND | 733.614 |
| 1.037 | D | MARSHALL WACE INVESTMENT STRATEGIES-TOPS WORLD EX-US FUND | 501.894 |
| 1.374 | D | MARSHALL WACE INVESTMENT STR-TOPS GLOBAL EQUITIES LE FUND C/O MARSHALL WACE LLP | 187.959 |
| 1.039 | D | MARSHALL WACE MASTER FUNDS SPC - SP ALPHA PLUS FUND | 136.871 |
| 1.739 | D | MARYLAND STATE RETIREMENT PENSION SYSTEM | 1.567.711 |
| 1.715 | D | MAS PENSION SIEFORE BASICA 60-64 SA DE C.V. | 44.135 |
| 1.716 | D | MAS PENSION SIEFORE BASICA 65-69, SA DE C.V. | 92.557 |
| 1.717 | D | MAS PENSION SIEFORE BASICA 70-74, SA DE C.V. | 85.628 |
| 1.718 | D | MAS PENSION SIEFORE BASICA 75-79 SA DE C.V. | 86.485 |
| 1.710 | D | MAS PENSION SIEFORE BASICA 80-84, SA. DE C.V. | 108.934 |
| 1.711 | D | MAS PENSION SIEFORE BASICA 85-89 SA DE C.V. | 106.690 |
| 1.712 | D | MAS PENSION SIEFORE BASICA 90-94, SS DE C.V | 65.644 |
| 1.001 | D | MASTER TR FOR DEF.CONTRIBUTN PLNS OF AMER AIRLINES,INC.,US AIRWAYS,INC.AND AF | 199.955 |
| 20 | D | MASTERINVEST KAPITALANLAGE GMBH | 7.417 |
| 72 | D | MASTERS I LLC | 35.130 |
| 1.823 | D | MATB MSCI KOKUSAI INDEX MOTHER FUND | 46.655 |
| 1.247 | D | MBB PUBLIC MARKETS I LLC | 98.581 |
| 1.738 | D | MCIC VERMONT (A RECIPROCAL RISKRETENTION GROUP) | 6.924 |
| 1.754 | D | MDPIM INTERNATIONAL EQUITY INDEX POOL | 93.165 |
| 630 | D | MEAG DIVIDENDE | 38.662 |
| 613 | D | MEAG EUROBALANCE | 46.150 |
| 608 | D | MEAG EUROERTRAG | 37.000 |
| 624 | D | MEAG EUROKAPITAL | 14.709 |
| 1.624 | D | MEAG MULTI LIFE | 42.744 |

Legenda:

D: Delegante



Elenco Intervenuti
(Tutti ordinati alfabeticamente)
Assemblea Straordinaria

| Badge | Titolare Tipo Rap. | Deleganti / Rappresentati legalmente | Straordinaria |
|-------|-----------------------|--|---------------|
| 1.629 | D | MEAG MUNICH ERGO KAPITALANLAGEGES MBH FOR MEAG EUROSTAR | 4.736 |
| 984 | D | MEAG MUNICH ERGO KAPITALANLAGEGESELLSCHAFT MBH | 134.184 |
| 1.630 | D | MEAG MUNICH ERGO KAPITALANLAGEGESELLSCHAFT MBH FOR MEAG ATLAS | 31.813 |
| 1.626 | D | MEAG MUNICH ERGO KAPITALANLAGEGESELLSCHAFT MBH FOR MEAG ERGO PENSION I | 40.368 |
| 1.628 | D | MEAG MUNICH ERGO KAPITALANLAGEGESELLSCHAFT MBH FOR MEAG EURO I | 82.229 |
| 1.672 | D | MEAG MUNICH ERGO KAPITALANLAGEGESELLSCHAFT MBH FOR MEAG VISION | 26.606 |
| 1.627 | D | MEAG PENSION INVEST | 15.637 |
| 617 | D | MEAG PREMIUM | 1.563.050 |
| 316 | D | MEDIO MORGAN STANLEY GLOBAL SELECTION | 184.785 |
| 1.606 | D | MEDIOLANUM FLESSIBILE FUTURO ITALIA | 8.267.024 |
| 1.605 | D | MEDIOLANUM FLESSIBILE SVILUPPO ITALIA | 1.070.000 |
| 556 | D | MEDIOLANUM PENSIONES I FONDO DE PENSIONES | 284.597 |
| 659 | D | MEDIOLANUM PENSIONES II FONDO DE PENSIONES | 30.120 |
| 519 | D | MEDIOLANUM RENTA VARIABLE GLOBAL SELECCION FI | 99.262 |
| 1.788 | D | MERCER GE INTERNATIONAL EQUITY FUND | 7.274 |
| 1.747 | D | MERCER GLOBAL EQUITY FUND | 358.753 |
| 1.267 | D | MERCER GLOBAL SMALL COMPANIES SHARES FUND | 6.209 |
| 1.750 | D | MERCER INTERNATIONAL EQUITY FUND | 27.158 |
| 1.570 | D | MERCER NONUS CORE EQUITY FUND | 90.944 |
| 1.265 | D | MERCER PASSIVE INTERNATIONAL SHARES FUND | 117.963 |
| 1.270 | D | MERCER PASSIVE SUSTAINABLE INTERNATIONAL SHARES FUND | 575 |
| 1.742 | D | MERCER QIF COMMON CONTRACTUAL FUND | 429.075 |
| 1.741 | D | MERCER UCITS COMMON CONTRACTUALFUND | 341.326 |
| 525 | D | MERCER UNHEDGED OVERSEAS SHARES TRUST | 42.193 |
| 71 | D | MERCK AND CO INC MASTER RETIREMENT TRUST | 23.906 |
| 1.219 | D | METIS EQUITY TRUST | 30.064 |
| 58 | D | METROPOLITAN EMPLOYEE BENEFIT SYSTEM | 17.500 |
| 265 | D | METROPOLITAN LIFE INSURANCE COMPANY | 44.458 |
| 749 | D | METROPOLITAN-RENTASTRO - GROWTH | 594.855 |
| 1.674 | D | METZLER ASSET MANAGEMENT GMBH FOR MIFONDS 415 | 245.025 |
| 494 | D | MGF | 12.219 |
| 1.745 | D | MGI FUNDS PLC | 766.280 |
| 640 | D | MH EDRAM DIVERSIFIE | 45.071 |
| 914 | D | MHGA LOW CARBON ISR | 151.000 |
| 196 | D | MI FONDS K12 | 22.590 |
| 1.327 | D | MICHIGAN CATHOLIC CONFERENCE MASTER PENSION TRUST | 1.801 |
| 1.790 | D | MICROSOFT CORPORATION SAVINGS PLUS 401(K) PLAN | 93.923 |
| 317 | D | MIFL BB CS QP GLB EQ | 94.936 |
| 319 | D | MIFL CH IE QP GBL EQ | 78.662 |
| 320 | D | MIFL CH PRO QP GL EQ | 185.723 |
| 1.101 | D | MIGROS BANK (LUX) FONDS INTERSTOCK | 2.700 |
| 1.266 | D | MINDEROO FOUNDATION LIMITED ATO THE MINDEROO FOUNDATION TRUS | 4.214 |
| 1.254 | D | MINeworkers' PENSION SCHEME | 194.937 |
| 604 | D | MINISTRY OF ECONOMY AND FINANCE | 843.257 |

Legenda:

D: Delegante




Elenco Interventuti
(Tutti ordinati alfabeticamente)
Assemblea Straordinaria

| Badge | Titolare Tipo Rap. | Deleganti / Rappresentati legalmente | Straordinaria |
|-------|-----------------------|---|---------------|
| 16 | D | MIRONIUC VLAD | 2 |
| 1.873 | D | MONTANA BOARD OF INVESTMENTS | 185.459 |
| 7 | D | MONTERO MARTINEZ IVAN | 23 |
| 1.366 | D | MOORE GLOBAL INVESTMENTS LLC C/O MOORE CAPITAL MANAGEMENT LP | 130.000 |
| 1.573 | D | MORGAN STANLEY INSTITUTIONAL FUND TRUST - GLOBAL STRATEGIST PORTFOLIO | 7.491 |
| 686 | D | MORGAN STANLEY INVESTMENT FUNDS | 120.283 |
| 1.077 | D | MORGAN STANLEY PATHWAY FUNDS | 48.097 |
| 1.574 | D | MORGAN STANLEY VARIABLE INSURANCE FUND, INC. GLOBAL STRATEGIST PORTFOLIO | 1.094 |
| 59 | D | MOTABILITY AS SOLE TRUSTEE OF THE MOTABILITY ENDOWMENT TRUST | 6.151 |
| 84 | D | MOTHER CABRINI HEALTH FOUNDATION INC | 21.442 |
| 1.746 | D | MOUNT HATTON INVESTMENTS LIMITED | 19.015 |
| 1.315 | D | MOZILLA CORPORATION | 9.796 |
| 857 | D | MSCI ACWI EX-U.S. IMI INDEX FUND B2 | 61.046 |
| 853 | D | MSCI EQUITY INDEX FUND B - ITALY (MSITB) | 657.735 |
| 833 | D | MSCI EUROPE EQUITY INDEX FUND B (EUROSECB) | 78.325 |
| 1.057 | D | MULTI UNITS FRANCE - AMUNDI FT | 2.101.443 |
| 1.058 | D | MULTI UNITS FRANCE - AMUNDI MS | 100.261 |
| 1.061 | D | MULTI UNITS LUX - AMUNDI CORE | 287.660 |
| 1.062 | D | MULTI UNITS LUX - AMUNDI EURO | 9.355.577 |
| 1.065 | D | MULTI UNITS LUXEMBOURG AMUNDI | 141.982 |
| 467 | D | MULTI-MANAGER INTERNATIONAL EQUITY STRATEGIES FUND | 64.771 |
| 665 | D | MULTIMIX WHOLESALE INTERNATIONAL SHARES TRUST | 9.774 |
| 1.403 | D | MUTUAL FUND LOCALTAPIOLA EUROPE CLIMATE INDEX | 113.106 |
| 925 | D | MW INV STRAT EUREKA FUND AC | 1.396.643 |
| 926 | D | MW INV STRT MKT NEUTRAL TOP AC | 401.627 |
| 1.021 | D | MWIS - TOPS GLOBAL EQUITIES LE FUND | 49.004 |
| 1.022 | D | MWIS - TOPS INTERNATIONAL EQUITIES FUND | 200.137 |
| 927 | D | MWIS TOPS WORLD EQUITIES AC | 10.810.713 |
| 924 | D | MWIS TOPS WORLD EX US AC | 103.003 |
| 362 | D | N I RENDEMENT EQUILIBRE | 2.305 |
| 52 | D | NATIONAL BANK FINANCIAL | 2 |
| 104 | D | NATIONAL BANK FINANCIAL INC | 346.812 |
| 1.453 | D | NATIONAL COUNCIL FOR SOCIAL SEC FUND | 90.868 |
| 1.252 | D | NATIONAL COUNCIL FOR SOCIAL SECURITY FUND PRC | 671.969 |
| 1.329 | D | NATIONAL EMPLOYMENT SAVINGS TRUST | 124.783 |
| 602 | D | NATIONAL PENSION INSURANCE FUND | 10.137 |
| 715 | D | NATIONWIDE INTERNATIONAL INDEX FUND | 80.941 |
| 1.917 | D | NATWEST ST JAMES'S PLACE GREATER EUROPEAN PROGRESSIVE UNIT TRUST | 1.952.144 |
| 1.918 | D | NATWEST ST JAMES'S PLACE MANAGED GROWTH UNIT TRUST | 33.796 |
| 1.193 | D | NATWEST TRUSTEE AND DEPOSITARY SERVICES LIMITED AS TRUSTEE O | 4.743 |
| 1.916 | D | NATWEST TRUSTEE AND DEPOSITARY SERVICES LIMITED AS TRUSTEE OF ST. JAMES'S PLACE CONTINENTAL EURO | 197.121 |
| 1.919 | D | NATWEST TRUSTEE AND DEPOSITARY SERVICES LIMITED AS | 67.025 |

Legenda:

D: Delegante




**Elenco Intervenuti
(Tutti ordinati alfabeticamente)
Assemblea Straordinaria**

| Badge | Titolare Tipo Rap. | Deleganti / Rappresentati legalmente | Straordinaria |
|-------|-----------------------|--|---------------|
| 1.490 | D | TRUSTEE OF ST. JAMES'S PLACE STRATEGIC MANAGE NBIMC EAFE EQUITY INDEX FUND. | 19.723 |
| 1.149 | D | NEBRASKA PUBLIC EMPLOYEES RETIREMENT SYSTEMS | 563.121 |
| 298 | D | NEF ETHICAL BALANCED DYNAMIC | 281.401 |
| 291 | D | NEF ETHICAL EURO EQUITY | 748.457 |
| 290 | D | NEF ETHICAL GLOBAL EQUITY | 23.376 |
| 292 | D | NEF RISPARMIO ITALIA | 291.079 |
| 1.220 | D | NELKE PARTNERSHIP | 5.993 |
| 808 | D | NEPC INVESTMENT LLC | 74.774 |
| 42 | D | NEUALT LLC | 45.631 |
| 1.561 | D | NEW AIRWAYS PENSION SCHEME | 5.824 |
| 498 | D | NEW YORK STATE COMMON RETIREMENT FUND | 649.050 |
| 1.330 | D | NEW YORK STATE NURSES ASSOCIATION PENSION PLAN. | 6.327 |
| 1.666 | D | NEW YORK STATE TEACHERS RETIREMENT SYSTEM | 2.267.594 |
| 191 | D | NEXTERA ENERGY DUANE ARNOLD LLC QUALIFIED DECOMMISSIONING THE DUANE ARNOLD ENERGY CENTER NUCLEAR POWER PLANT | 2.077 |
| 39 | D | NFL PLAYER TAX QUALIFIED ANNUITY PLAN | 11.588 |
| 474 | D | NFS LIMITED | 18.852 |
| 1.900 | D | NGS SUPER | 36.838 |
| 459 | D | NEVERGELT PETER RUDOLF | 5.650 |
| 1.321 | D | NINE MILE POINT NDT QUALIFIED PARTNERSHIP | 100 |
| 1.856 | D | NINETY ONE GLOBAL STRATEGY FUND | 1.208.615 |
| 149 | D | NN PARAPLUFONDS I N V | 201.855 |
| 458 | D | NOMURA WORLD EX JAPAN EQUITY FUND | 151.500 |
| 831 | D | NORDEA 1 SICAV | 615.859 |
| 655 | D | NORDEA EUROPEAN PASSIVE FUND | 63.922 |
| 677 | D | NORDEA GLOBAL PASSIVE FUND | 76.606 |
| 482 | D | NORDEA WORLD PASSIVE FUND | 79.318 |
| 1.107 | D | NORGES BANK | 72.888.212 |
| 1.320 | D | NORTHAMPTONSHIRE PENSION FUND | 11.267 |
| 1.333 | D | NORTHERN FUNDS - INTERNATIONAL EQUITY INDEX FUND | 589.096 |
| 1.156 | D | NORTHERN TRUST COMMON ALL COUNTRY WORLD EX-US INVESTABLE MAR | 196.850 |
| 1.179 | D | NORTHERN TRUST COMMON EAFE INDEX FUND - LENDING | 277.302 |
| 1.157 | D | NORTHERN TRUST GLOBAL INVESTMENTS COLLECTIVE FUNDS TRUST | 3.806.409 |
| 1.167 | D | NORTHERN TRUST UCITS COMMON CONTRACTUAL FUND | 778.171 |
| 1.155 | D | NORTHERN TRUST UCITS FGR FUND | 462.098 |
| 1.736 | D | NORTHROP GRUMMAN PENSION MASTERTRUST | 12.352 |
| 141 | D | NOVA SCOTIA PUBLIC SERVICE SUPERANNUATION FUND | 1 |
| 1.322 | D | NOVANT HEALTH INC. | 66.744 |
| 1.908 | D | NOW PENSIONS TRUST | 78.834 |
| 221 | D | NSP MINNESECTA RETAIL PRAIRIE II | 12.535 |
| 220 | D | NSP MINNESOTA PRAIRIE I RETAIL QUALIFIED TRUST | 10.152 |
| 219 | D | NSP MONTICELLO MINNESOTA RETAIL | 23.678 |
| 1.491 | D | NT MSCI EAFE INDEX FUND | 1 |
| 1.271 | D | NT WORLD GREEN TRANSITION INDEX FUND | 2.833 |
| 1.258 | D | NUNAVUT TRUST | 5.275 |
| 645 | D | NUVEEN INTERNATIONAL EQUITY INDEX FUND | 247.944 |
| 476 | D | NVIT GS INTERNATIONAL EQUITY INSIGHTS FUND | 144.854 |

Legenda:

D: Delegante



**Elenco Intervenuti
(Tutti ordinati alfabeticamente)
Assemblea Straordinaria**

| Badge | Titolare Tipo Rap. | Deleganti / Rappresentati legalmente | Straordinaria |
|-------|-----------------------|---|---------------|
| 712 | D | NVIT INTERNATIONAL INDEX FUND | 75.863 |
| 312 | D | NYLI GF AUSBIL GLOBAL SMALL CAP | 15.683 |
| 1.081 | D | NZAM EURO STOXX PARIS-ALIGNED | 10.292 |
| 1.319 | D | OAKLAND COUNTY EMPLOYEES RETIREMENT SYSTEM | 40.274 |
| 1.192 | D | OAKLAND COUNTY VEBA: | 96.055 |
| 695 | D | OB 2 | 9.282 |
| 610 | D | OHMAN MARKNAD EUROPA | 23.000 |
| 636 | D | OHMAN MARKNAD GLOBAL | 33.000 |
| 1.449 | D | OLD WESTBURY SMALL AND MID CAP STRATEGIES FUND. | 86.700 |
| 1.223 | D | OMEGA FFIP LIMITED PARTNERSHIP | 4.708 |
| 313 | D | CNEMARKETS BR GLB DVRSFD BAL FD | 5.468 |
| 1.417 | D | CNEMARKETS ITALY ICAV | 347.181 |
| 918 | D | CNEPATH GLOBAL SHARES - LARGE CAP (UNHEDGED) INDEX POOL | 162.199 |
| 1.765 | D | OPENWORLD PUBLIC LIMITED COMPANY | 3.419 |
| 1.137 | D | OSMOSIS ICAV | 39.892 |
| 1.850 | D | OSSIAM LUX | 47.970 |
| 747 | D | PACER TRENDPILOT INTERNATIONAL ETF | 17.065 |
| 164 | D | PACIFIC GAS AND ELECTRIC COMPANY NUCLEAR FACILITIES QUALIFIED CPUC DECOMMISSIONING MASTER TRUST | 23.417 |
| 1.713 | D | PACIFIC SELECT FUND -PD INTERNATIONAL LARGE-CAP INDEX PORTFOLIO | 77.426 |
| 919 | D | PASSIVE GLOBAL SHARE TRUST | 36.038 |
| 4 | D | PATRINOS STEFANOS | 1.250 |
| 1.092 | D | PAYAN ERIC | 316 |
| 936 | D | PECHLIVANIDIS KONSTANTINOS | 700 |
| 1.244 | D | PECO ENERGY COMPANY RETIREE LIFE INSURANCE TRUST | 509 |
| 383 | D | PEG AIRBUS ACTIONS | 34.968 |
| 382 | D | PEG AIRBUS DIVERSIFIE | 10.273 |
| 761 | D | PEGASUS-UI-FONDS | 20.000 |
| 102 | D | PENN SERIES DEVELOPED INTERNATIONAL INDEX FUND | 9.142 |
| 1.643 | D | PENSION BENEFIT GUARANTY CORPORATION | 104.679 |
| 167 | D | PENSION RESERVES INVESTMENT TRUST FUND | 2.629.392 |
| 577 | D | PEOPLE'S BANK OF CHINA | 720.951 |
| 1.196 | D | PEPCO HOLDINGS INC. VEBA TRUST | 3.706 |
| 1.142 | D | PERPETUAL INVESTMENT SERVICES EUROPE ICAV | 394.424 |
| 1.897 | D | PERPETUAL PRIVATE RI INTERNATIONAL SHARE FUND | 1.562 |
| 473 | D | PF2 | 9.233 |
| 263 | D | PGIM QMA INTERNATIONAL DEVELOPED MARKETS INDEX FUND | 4.701 |
| 163 | D | PGIM QMA INTERNATIONAL EQUITY FUND | 14.200 |
| 462 | D | PICTET - MULTI ASSET GLOBAL OPPORTUNITIES | 9.825 |
| 461 | D | PICTET CH - GLOBAL EQUITIES | 15.034 |
| 620 | D | PICTET TR ATLAS | 877.262 |
| 644 | D | PICTET TR ATLAS TITAN | 219.407 |
| 646 | D | PICTET TR DIVERSIFIED ALPHA 85A | 144.520 |
| 1.721 | D | PIMCO ACCESS INCOME FUND | 1.073.500 |
| 1.719 | D | PIMCO COMMODITIESPLUS STRATEGY FUND | 46.500 |
| 1.030 | D | PIMCO CORPORATE AND INCOME OPPORTUNITY FUND | 2.152.500 |
| 1.025 | D | PIMCO CORPORATE AND INCOME STRATEGY FUND | 687.000 |

Legenda:

D: Delegante



**Elenco Intervenuti
(Tutti ordinati alfabeticamente)
Assemblea Straordinaria**

| Badge | Titolare Tipo Rap. | Deleganti / Rappresentati legalmente | Straordinaria |
|-------|-----------------------|--|---------------|
| 1.026 | D | PIMCO DYNAMIC INCOME FUND | 6.139.000 |
| 1.720 | D | PIMCO DYNAMIC INCOME OPPORTUNITIES FUND | 2.274.000 |
| 1.031 | D | PIMCO FLEXIBLE CREDIT INCOME FUND | 3.581.000 |
| 1.029 | D | PIMCO GLOBAL STOCKSPLUS AND INCOME FUND | 123.500 |
| 1.035 | D | PIMCO HIGH INCOME FUND | 886.500 |
| 1.027 | D | PIMCO INCOME STRATEGY FUND | 523.500 |
| 1.033 | D | PIMCO INCOME STRATEGY FUND II | 1.043.000 |
| 1.032 | D | PIMCO STRATEGIC INCOME FUND, INC. | 323.500 |
| 1.224 | D | PINK CALI LLC | 1.776 |
| 1.399 | D | PINNACLE ANTIPODES GLOBAL FUND | 943.013 |
| 1.401 | D | PINNACLE ANTIPODES GLOBAL OP FD | 25.408 |
| 1.726 | D | PINNACLE ICAV | 59.737 |
| 1.512 | D | PINNBROOK MASTER FUND LP C/O OGIER GLOBAL (CAYMAN) LIMITED | 276.659 |
| 136 | D | PITTSBURGH THEOLOGICAL SEMINARY OF THE PRESBYTERIAN CHURCH | 4.151 |
| 1.174 | D | PIVOTAL PHILANTHROPIES FOUNDATION | 3.933 |
| 457 | D | PK CSG WORLD EQUITY UBS FUND MANAGEMENT SWITZERLAND AG | 22.936 |
| 8 | D | PLESCHKE CHRISTIAN | 2 |
| 244 | D | PMPT INKA FONDS | 95.448 |
| 68 | D | POINT BEACH UNIT 1 AND UNIT 2 NON QUALIFIED TRUST | 21.985 |
| 1.519 | D | POINT72 ASSOCIATES LLC C/O FINSCO LIMITED | 130.071 |
| 1.090 | D | POIRIER ALEXANDRE | 78 |
| 1.724 | D | POLICE AND FIREMEN'S RETIREMENTS SYSTEM OF NEW JERSEY | 265.447 |
| 57 | D | PORTFOLIO BUILDING BLOCK EUROPEAN BANKS INDEX ETF | 35.155 |
| 1.121 | D | PREMIER MITON DIVERSIFIED BALANCED GROWTH FUND | 107.331 |
| 1.122 | D | PREMIER MITON DIVERSIFIED CAUTIOUS GROWTH FUND | 53.247 |
| 1.123 | D | PREMIER MITON DIVERSIFIED DYNAMIC GROWTH FUND | 80.875 |
| 1.125 | D | PREMIER MITON DIVERSIFIED GROWTH FUND | 356.865 |
| 1.124 | D | PREMIER MITON DIVERSIFIED INCOME FUND | 54.026 |
| 1.791 | D | PRESBYTERIAN CHURCH IN AMERICA 403 (B) (9) RETIREMENT PLAN | 12.607 |
| 1.135 | D | PRESIDENT FUND SERVICES IRELAND LIMITED ACTING IN IT'S CAPACI | 8.190 |
| 1.408 | D | PRIME SUPER PTY LTD | 6.671 |
| 172 | D | PRINCIPAL FUNDS INC INTERNATIONAL EQUITY INDEX | 143.893 |
| 177 | D | PRINCIPAL FUNDS INC OVERSEAS FUND | 34.982 |
| 1.727 | D | PRINCIPAL LIFE INSURANCE COMPANY | 49.717 |
| 1.725 | D | PROCTER AND GAMBLE BELGIUM PENSION FUND | 4.855 |
| 1.242 | D | PRO-GEN INVESTMENTS LLC | 6.402 |
| 693 | D | PROVEDA GLOBAL EQUITY LIMITED PARTNERSHI | 3.242 |
| 1.404 | D | PRUDENTIAL ASSURANCE COMPANY SINGAPORE (PTE) LTD | 69.881 |
| 1.714 | D | PRUDENTIAL HONG KONG LIMITED | 21.708 |
| 768 | D | PSVAG MASTERFONDS | 87.249 |
| 493 | D | PTV2 | 61.193 |
| 218 | D | PUBLIC EMPLOYEE RETIREMENT SYSTEM OF IDAHO | 29.675 |
| 1.163 | D | PUBLIC EMPLOYEES RETIREMENT ASSOCIATION OF COLORADO | 323.425 |
| 113 | D | PUBLIC EMPLOYEES RETIREMENT ASSOCIATION OF NEW | 141.069 |

Legenda:

D: Delegante



Elenco Interventuti
(Tutti ordinati alfabeticamente)
Assemblea Straordinaria

| Badge | Titolare | Deleganti / Rappresentati legalmente | Straordinaria |
|-------|----------|--|---------------|
| | | MEXICO | |
| 254 | D | PUBLIC EMPLOYEES RETIREMENT SYSTEM OF OHIO | 154.896 |
| 182 | D | PUBLIC EMPLOYEES RETIREMENT SYSTEM OF MISSISSIPPI | 294.182 |
| 1.731 | D | PUBLIC EMPLOYEES RETIREMENT SYSTEM OF NEVADA | 957.533 |
| 253 | D | PUBLIC EMPLOYEES RETIREMENT SYSTEM OF OHIO | 1.333.129 |
| 1.692 | D | PUBLIC EMPLOYEES' LONG-TERM CARE FUND | 32.623 |
| 90 | D | PUBLIC SCHOOL RETIREMENT SYSTEM OF THE CITY OF ST LOUIS | 11.442 |
| 114 | D | PUBLIC SCHOOL TEACHERS PENSION AND RETIREMENT FUND OF CHICAGO | 451.943 |
| 1.147 | D | PUBLIC SECTOR PENSION INVESTMENT BOARD. | 547.574 |
| 956 | D | PUTM AUTHORISED CONTRACTUAL SCHEME - PUTM ACS SUSTAINABLE INDEX EUROPEAN EQUITY FUND | 1.153.604 |
| 1.263 | D | QIC INTERNATIONAL EQUITIES FUND. | 5.686 |
| 251 | D | QUALITY EDUCATION FUND | 3.969 |
| 371 | D | R CO PHARMA ACTIONS | 237.340 |
| 1.295 | D | R.E. GINNA NUCLEAR POWER PLANT QUALIFIED FUND. | 300 |
| 916 | D | RAGS-FUNDMASTER | 27.017 |
| 1.925 | D | RAIFFEISEN GMBH NV AKTIEN GLOBAL | 3.620 |
| 80 | D | RAINDROPS CAPITAL LIMITED | 5.194 |
| 1.489 | D | RBC INDIGO INTERNATIONAL EQUITYINDEX FUND | 1 |
| 1.488 | D | RBC PRIVATE OVERSEAS EQUITY POOL | 46.374 |
| 310 | D | RCO LUX MONTIOLY INVEST POOL RCG | 2.283 |
| 943 | D | REASSURE LIMITED | 530.729 |
| 881 | D | REBECCHI MIRCO | 2.328 |
| 1.259 | D | RED LIFE REINSURANCE LIMITED | 2.611 |
| 1.797 | D | REGIME DE RENTES DU MOUVEMENT DESJARDINS | 32.010 |
| 1.565 | D | REGIME DE RETRAITE DE L'UNIVERSITE DE MONTREAL | 294.920 |
| 1.896 | D | RETAIL EMPLOYEES SUPERANNUATIONTRUST | 160.859 |
| 1.733 | D | RETIREMENT BENEFITS INVESTMENT FUND | 15.672 |
| 226 | D | RETIREMENT BOARD OF ALLEGHENY COUNTY | 15.169 |
| 1.306 | D | RETIREMENT PENSION PLAN OF THE BOARD OF PUBLIC UTILITIES OF | 136.070 |
| 1.909 | D | RGI FUNDS ICVC - RGI GLOBAL RECOVERY FUND | 100.985 |
| 1.759 | D | RHUMBLINE ALL COUNTRY INTERNATIONAL INDEX FUND | 4.152 |
| 1.758 | D | RHUMBLINE INTERNATIONAL POOLED INDEX TRUST | 85.567 |
| 1.700 | D | RIVER AND MERCANTILE INVESTMENTS IC | 41.819 |
| 1.419 | D | RLA GLOBAL SHARE FUND | 22.871 |
| 1.004 | D | RLA INTERNATIONAL EQUITIES FUND | 53.469 |
| 1.010 | D | RLA NZ INTERNATIONAL EQUITIES FUND | 24.956 |
| 488 | D | ROBECO CAPITAL GROWTH FUNDS | 48.627 |
| 1.153 | D | ROBECO INSTITUTIONAL ASSET MANAGEMENT B V AS THE MANAGER OF | 4.736 |
| 491 | D | ROBECO UCITS ICAV | 23.069 |
| 565 | D | ROBECO UMBRELLA FUND I N.V. | 11.449 |
| 65 | D | ROBINSON UNIT 2 QUALIFIED NUCLEAR DECOMMISSIONING FUND | 18.382 |
| 1.784 | D | ROCHE U.S. RETIREMENT PLANS MASTER TRUST | 23.693 |
| 405 | D | ROPS ACTIONS EUROPEENNES 2 | 799.566 |
| 385 | D | ROPS EURO P | 278.675 |
| 409 | D | ROPS SMART INDEX EURO | 23.917 |

Legenda:

D: Delegante



Elenco Interventuti
(Tutti ordinati alfabeticamente)
Assemblea Straordinaria

| Badge | Titolare Tipo Rap. | Deleganti / Rappresentati legalmente | Straordinaria |
|-------|-----------------------|---|---------------|
| 1.175 | D | ROSEFINCH FOUNDATION | 8.320 |
| 758 | D | RÖTHSCHILD AND CO ASSET MANAGEMENT EUROPE | 164.857 |
| 87 | D | ROTHSCHILD MARTIN MAUREL | 3.865.348 |
| 1.094 | D | ROUSSEAU FREDERIC | 2.008 |
| 977 | D | ROYAL LONDON EQUITY FUNDS ICVC - ROYAL LONDON EUROPE EX UK EQUITY TILT FUND | 330.345 |
| 337 | D | ROYAL UNITED KINGDOM BENEFICENT ASSOCIAT | 3.154 |
| 1.227 | D | RTPIP LP. | 11.402 |
| 1.814 | D | RTX SAVINGS PLAN MASTER TRUST | 583.752 |
| 1.863 | D | RUSSELL INVESTMENT COMPANY MULTIFACTOR INTERNATIONAL EQUITY FUND | 13.835 |
| 1.884 | D | RUSSELL INVESTMENT COMPANY PLC | 1.609 |
| 1.704 | D | RUSSELL INVESTMENTS GLOBAL SMALLER COMPANIES FOOL | 1.194 |
| 1.889 | D | RUSSELL INVESTMENTS LOW CARBON GLOBAL SHARES FUND | 14.149 |
| 1.740 | D | RUSSELL INVESTMENTS MULTIASET FACTOR EXPOSURE FUND | 6.851 |
| 1.705 | D | RUSSELL INVESTMENTS MULTIFACTORINTERNATIONAL EQUITY POOL | 2.108 |
| 1.894 | D | RUSSELL INVESTMENTS TAX EFFECTIVE GLOBAL SHARES FUND | 149.842 |
| 1.296 | D | RUTGERS THE STATE UNIVERSITY | 14.619 |
| 1.176 | D | S. ROBSON WALTON 2009 GRAT NO. 4 ARTICLE II TRUST | 8.286 |
| 567 | D | SABADELL INVERSION ETICA Y SOLIDARIA, FI | 10.837 |
| 434 | D | SAFRAN DYNAMIQUE ACTIONS EUROPE ESG | 54.568 |
| 435 | D | SAKKARAH 6 | 140.007 |
| 437 | D | SAKKARAH 7 FCP | 56.330 |
| 436 | D | SAKKARAH C | 100.667 |
| 1.506 | D | SAMLYN LONG ALPHA MASTER FUND LTD. C/O ELIAN FIDUCIARY SERVICES (CAYMAN) LIMITED | 42.055 |
| 1.516 | D | SAMLYN NET NEUTRAL MASTER FUND LTD. | 548.501 |
| 1.518 | D | SAMLYN OFFSHORE MASTER FUND LTD.F/K/A SAMLYN OFFSHORE LTD | 696.144 |
| 1.517 | D | SAMLYN ONSHORE FUND LP | 294.108 |
| 1.910 | D | SANDOOQ AL WATAN INVESTMENTS (RESTRICTED) LTD | 5.213 |
| 660 | D | SAS TRUSTEE CORPORATION POOLED FUND | 137.915 |
| 672 | D | SBC MASTER PENSION TRUST | 318.232 |
| 204 | D | SC EDISON NUCLEAR FACILITIES QUALIFIED CPUC DECOMMISSIONING MASTER TR | 15.534 |
| 1.338 | D | SCHLUMBERGER GROUP TRUST AGREEMENT | 127.187 |
| 1.146 | D | SCHLUMBERGER INTERNATIONAL STAFF RETIREMENT FUND FCP-SIF | 46.739 |
| 1.016 | D | SCHOENHUBER ALEXANDRA | 348.000 |
| 259 | D | SCHOOL EMPLOYEES RETIREMENT SYSTEM OF OHIO | 25.041 |
| 1.789 | D | SCHRODER DIVERSIFIED GROWTH FUND (CANADA) | 604 |
| 836 | D | SCHRODER DIVERSIFIED GROWTH PORTFOLIO, L.P. | 11.260 |
| 542 | D | SCHRODER DIVERSIFIED GROWTH TRUST | 10.087 |
| 615 | D | SCHRODER GAIA | 14.045 |
| 794 | D | SCHRODER GLOBAL EX UK EQUITY TRACKER COMPONENT FUND | 7.008 |

*Legenda:

D: Delegante



**Elenco Intervenuiti
(Tutti ordinati alfabeticamente)
Assemblea Straordinaria**

| Badge | Titolare Tipo Rap. | Deleganti / Rappresentati legalmente | Straordinaria |
|-------|-----------------------|---|---------------|
| 945 | D | SCHRODER INSTITUTIONAL POOLED FUNDS | 9.496 |
| 941 | D | SCHRODER INSTITUTIONAL POOLED FUNDS - ADVANCED GLOBAL EQUITY FUND | 13.787 |
| 699 | D | SCHRODER INTERNATIONAL SELECTION FUND | 878.285 |
| 1.879 | D | SCHWAB FUNDAMENTAL INTERNATIONAL SMALL COMPANY INDEX ETF | 271.363 |
| 1.406 | D | SCHWAB FUNDAMENTAL INTERNATIONAL SMALL EQUITY INDEX FUND | 59.499 |
| 1.878 | D | SCHWAB INTERNATIONAL EQUITY ETF | 4.391.524 |
| 1.405 | D | SCHWAB INTERNATIONAL INDEX FUND | 1.236.088 |
| 1.083 | D | SCIACCITANO ALDO FRANCOIS | 36 |
| 1.694 | D | SCOTIA INTERNATIONAL EQUITY INDEX FUND | 7.165 |
| 1.785 | D | SCOTIA INTERNATIONAL EQUITY INDEX TRACKER ETF | 59.709 |
| 1.778 | D | SCOTIA RESPONSIBLE INVESTING INTERNATIONAL EQUITY INDEX ETF | 7.326 |
| 1.560 | D | SCOTTISH WIDOWS INVESTMENT SOLUTIONS FUNDS ICVC- EUROPEAN (EX UK)EQUITY FUND | 104.987 |
| 1.559 | D | SCOTTISH WIDOWS MANAGED INVESTMENT FUNDS ICVC-INTERNATIONAL EQUITY TRACKER FUND | 50.345 |
| 1.527 | D | SEAN WARD 2014 REVOCABLE TRUST | 32.230 |
| 1.773 | D | SEASONS SERIES TRUST SA MULTI-MANAGED INTERNATIONAL EQUITY PORTF | 8.791 |
| 579 | D | SEGALL BRYANT & HAMILL INTERNATIONAL SMALL CAP TRUST | 105.841 |
| 1.074 | D | SEI GLOBAL MASTER FUND PLC THE | 19.491 |
| 553 | D | SEI INSTITUTIONAL INVESTMENTS TRUST - SCREENED WORLD EQUITY EX-US FUND | 5.383 |
| 515 | D | SEI INSTITUTIONAL INVESTMENTS TRUST - WORLD EQUITY EX-US FUND | 179.057 |
| 450 | D | SELECTION EURO CLIMAT JANVIER 2025 | 78.738 |
| 1.696 | D | SELFFINANCING POSTSECONDARY EDUCATION FUND | 2.728 |
| 1.044 | D | SELLA SGR RUBRICA INVESTIMENTI AZIONARI ITALIA | 676.714 |
| 1.045 | D | SELLA SGR RUBRICA INVESTIMENTI BILANCIATI ITALIA | 64.443 |
| 3 | D | SELLMANN PHILIPP | 6 |
| 1.238 | D | SENTINEL INTERNATIONAL FUND | 1.711 |
| 1.239 | D | SENTINEL INTERNATIONAL TRUST | 19.215 |
| 76 | D | SEQUOIA HOLDINGS LLC | 56.889 |
| 1.060 | D | SG ACTIONS ETATS-UNIS POCHE AC | 128.673 |
| 1.059 | D | SG ACTIONS INTERNATIONALES | 71.194 |
| 1.052 | D | SG ACTIONS INTERNATIONALES ISR | 65.252 |
| 1.056 | D | SG BLACKROCK ACTIONS EURO | 527.376 |
| 1.051 | D | SG DIVERSIFIE ISR | 33.450 |
| 1.047 | D | SG ERS AMUNDI ACTIONS EUROPE S | 69.900 |
| 1.328 | D | SHELBY COUNTY TENNESSEE RETIREMENT SYSTEM | 67.645 |
| 231 | D | SHELL CANADA 2007 PENSION PLAN | 3.274 |
| 848 | D | SHELL FOUNDATION | 11.654 |
| 643 | D | SHELL TRUST (BERMUDA) LIMITED AS TRUSTEE OF THE SHELL INTERNATIONAL PENSION FUND | 8.425 |
| 651 | D | SHELL TRUST (BERMUDA) LTD AS TRUSTEE OF THE SHELL OVERSEAS CONTRIBUTORY PENSION FUND | 16.620 |
| 856 | D | SIEMENS-FONDS SIEMENS-RENTE | 181.025 |

Legenda:

D: Delegante



Elenco Interventuti
(Tutti ordinati alfabeticamente)
Assemblea Straordinaria

| Badge | Titolare Tipo Rap. | Deleganti / Rappresentati legalmente | Straordinaria |
|-------|-----------------------|---|---------------|
| 1.447 | D | SILVER FAMILY LIVING TRUST U/A DTD 10/3/2023 | 321 |
| 544 | D | SIX CIRCLES INTERNATIONAL UNCONSTRAINED EQUITY FUND | 2.786.380 |
| 580 | D | SIX CIRCLES MANAGED EQUITY PORTFOLIO INTERNATIONAL UNCONSTRAINED FUND | 1.545.825 |
| 487 | D | SKAGEN FOCUS VERDIPAPIRFOND | 768.915 |
| 1.140 | D | SKYLINE UMBRELLA FUND ICAV | 562.126 |
| 1.237 | D | SLW PORTFOLIO LLC | 10.324 |
| 545 | D | SMART WHOLESALE GLOBAL EQUITY ESG FUND | 34.360 |
| 1.707 | D | SMTB FOREI GN EQUITY INDEX OPENMOTHER FUND | 68.940 |
| 1.631 | D | SMTB FOREI GN STOCK INDEX MOTHER FUND | 1.433 |
| 81 | D | SNOWBALL CAPITAL HOLDINGS LIMITED | 5.470 |
| 1.171 | D | SNOWFINCH FOUNDATION | 8.320 |
| 1.904 | D | SOCIAL PROTECTION FUND | 105.191 |
| 1.054 | D | SOGECAP ACTIONS - MID CAP | 187.801 |
| 391 | D | SOLIDARITE | 26.835 |
| 1.378 | D | SONA BLUE PEAK LTD. | 77.220 |
| 882 | D | SOTGIU SIMONE | 50 |
| 331 | D | SPA MANDATE BLACKROCK | 49.018 |
| 1.148 | D | SPARTAN GROUP TRUST FOR EMPLOYEE BENEFIT PLANS. | 3.116.935 |
| 1.571 | D | SPDR MSCI ACWI EXUS ETF | 172.655 |
| 1.871 | D | SPDR MSCI EAFE FOSSIL FUEL RESERVES FREE ETF | 48.502 |
| 1.755 | D | SPDR MSCI EAFE STRATEGICFACTORSETF | 56.247 |
| 1.633 | D | SPDR MSCI WORLD QUALITY MIX ETF | 5.981 |
| 1.756 | D | SPDR MSCI WORLD STRATEGICFACTORS ETF | 3.644 |
| 1.572 | D | SPDR PORTFOLIO DEVELOPED WORLD EXUS ETF | 2.439.367 |
| 1.576 | D | SPDR PORTFOLIO EUROPE ETF | 103.088 |
| 875 | D | SPP GENERATION 40-TAL | 2.275 |
| 850 | D | SPP GENERATION 50-TAL | 16.954 |
| 874 | D | SPP GENERATION 70-TAL | 68.210 |
| 877 | D | SPP GENERATION 80-TAL | 26.956 |
| 876 | D | SPP PENSION & FORSAKRING AB (PUBL) | 3.049 |
| 1.170 | D | SRW 2009 FRIENDS AND FAMILY CONTINUATION TRUST | 716 |
| 1.665 | D | SSB MSCI ACWI EX USA IMI SCREENED NONLENDING COMMON TRUST FUND | 89.454 |
| 1.578 | D | SSB MSCI ITALY INDEX SECURITIESLENDING COMMON TRUST FUND | 1.486.920 |
| 1.695 | D | SSGA MSCI ACWI EX-USA INDEX NON-LENDING DAILY TRUST | 6.438 |
| 1.690 | D | SSGA SPDR ETFs EUROPE I PUBLIC LIMITED COMPANY | 705.417 |
| 1.691 | D | SSGA SPDR ETFs EUROPE II PUBLIC LIMITED COMPANY | 649.621 |
| 1.577 | D | SST GLOB ADV TAX EXEMPT RETIREMENT PLANS | 9.596.736 |
| 329 | D | ST BEDRIJFSTAKPENSIOENFONDS VOOR DE PARTICULIERE BEVEILIGING | 27.140 |
| 332 | D | ST PFD PMA MANDATE BLACKROCK | 16.378 |
| 40 | D | STANDARD BANK OF SOUTH AFRICA LTD | 316.020 |
| 178 | D | STANLIB FUNDS LIMITED | 3.970 |
| 431 | D | STAR PASTEUR | 80.584 |
| 1.812 | D | STATE OF ALASKA RETIREMENT AND BENEFITS PLANS | 131.615 |
| 1.569 | D | STATE OF MINNESOTA | 1.522.643 |
| 1.732 | D | STATE OF NEW JERSEY COMMON PENSION FUND D | 899.840 |
| 648 | D | STATE OF NEW MEXICO STATE INVESTMENT COUNCIL | 1.186.454 |

Legenda:

D: Delegante



**Elenco Intervenuti
(Tutti ordinati alfabeticamente)
Assemblea Straordinaria**

| Badge | Titolare Tipo Rap. | Deleganti / Rappresentati legalmente | Straordinaria |
|-------|-----------------------|---|---------------|
| 145 | D | STATE OF WISCONSIN INVESTMENT BOARD | 2 |
| 809 | D | STATE OF WYOMING | 77.012 |
| 119 | D | STATE OIL FUND OF THE REPUBLIC OF AZERBAIJAN | 318.526 |
| 1.686 | D | STATE STREET CCF | 6.981 |
| 1.141 | D | STATE STREET GLOBAL ADVISORS GROSS ROLL UP UNIT TRUST | 12.242 |
| 1.857 | D | STATE STREET GLOBAL ADVISORS LUXEMBOURG SICAV | 396.147 |
| 1.761 | D | STATE STREET GLOBAL ALL CAP EQUITY EXUS INDEX PORTFOLIO | 533.920 |
| 1.762 | D | STATE STREET INTERNATIONAL DEVELOPED EQUITY INDEX PORTFOLIO | 386.973 |
| 1.615 | D | STATE STREET INTERNATIONAL EQUITIES INDEX TRUST LEVEL 15 | 14.177 |
| 1.689 | D | STATE STREET IRELAND UNIT TRUST | 63.659 |
| 1.659 | D | STATE STREET TOTAL RETURN VIS FUND | 12.158 |
| 1.349 | D | STATE TEACHERS RETIREMENT SYSTEM OF OHIO | 478.170 |
| 1.260 | D | STATE UNIVERSITIES RETIREMENT SYSTEM | 494.437 |
| 1.049 | D | STAUBLI 50 50 - S2G | 1.606 |
| 1.297 | D | STEUART L. WALTON FAMILY TRUST UAD 03/19/13 | 3.662 |
| 687 | D | STICHTING AHOLD DELHAIZE PENSIOEN | 20.453 |
| 261 | D | STICHTING BEDRIJFSPENSIOENFONDS VOOR HET | 22.404 |
| 1.120 | D | STICHTING BEDRIJFSTAKPENSIOENFONDS VOOR DE | 161.514 |
| | | DETAILHANDEL | |
| 260 | D | STICHTING BEDRIJFSTAKPENSIOENFONDS VOOR DE | 15.595 |
| | | ZOETWARENINDUSTR | |
| 159 | D | STICHTING BEDRIJFSTAKPENSIOENFONDS VOOR HET | 25.581 |
| | | SCHILDERS AFW ERKINGS ENGLASZETBEDRIJF | |
| 36 | D | STICHTING BELEGGINGEN MENZIS | 9.265 |
| 330 | D | STICHTING BPL PENSIOEN MANDAAT BLACKROCK | 395.561 |
| 1.780 | D | STICHTING ING CDC PENSIOENFONDS | 5.351 |
| 611 | D | STICHTING JURIDISCH EIGENAAR ASR WERELDWIJD | 23.077 |
| | | AANDELEN FONDS | |
| 1.364 | D | STICHTING PENSIOENFONDS CAMPINA | 5.891 |
| 224 | D | STICHTING PENSIOENFONDS HOOGOVS | 86.552 |
| 1.110 | D | STICHTING PENSIOENFONDS ING | 64.211 |
| 1.363 | D | STICHTING PENSIOENFONDS OPENBARE BIBLIOTHEKEN | 15.526 |
| 1.361 | D | STICHTING PENSIOENFONDS PGB | 446.398 |
| 120 | D | STICHTING PENSIOENFONDS RAIL AND OPENBAAR VERVOER | 23.858 |
| 1.162 | D | STICHTING PENSIOENFONDS SAGITTARIUS | 41.090 |
| 333 | D | STICHTING PENSIOENFONDS VOOR DE | 35.081 |
| | | ARCHITECTENBUREAUS | |
| 1.907 | D | STICHTING PHILIPS PENSIOENFONDS | 30.413 |
| 1.095 | D | STOK ERIK | 1 |
| 21 | D | STOKIC MARKO | 200 |
| 706 | D | STOREBRAND EUROPA | 665.688 |
| 834 | D | STOREBRAND EUROPA PLUS | 18.052 |
| 673 | D | STOREBRAND GLOBAL ALL COUNTRIES | 228.321 |
| 496 | D | STOREBRAND LIVSFORSIKRING AS | 74.003 |
| 506 | D | STOREBRAND SICAV - SKAGEN FOCUS LUX | 17.665 |
| 509 | D | STOREBRAND SICAV - STOREBRAND GLOBAL PLUS LUX | 7.285 |
| 466 | D | STRATEGIC INTERNATIONAL EQUITY FUND | 39.473 |

Legenda:

D: Delegante




Elenco Interventuti
(Tutti ordinati alfabeticamente)
Assemblea Straordinaria

| Badge | Titolare Tipo Rap. | Deleganti / Rappresentati legalmente | Straordinaria |
|-------|-----------------------|---|---------------|
| 35 | D | SUBSIDIZED SCHOOLS PROVIDENT FUND | 38.851 |
| 1.764 | D | SUNAMERICA SERIES TRUST - SA INTERNATIONAL INDEX PORTFOLIO | 97.959 |
| 1.772 | D | SUNAMERICA SERIES TRUST SA JPM DIVERSIFIED BALANCED PORTFOLIO | 3.383 |
| 1.370 | D | SUNRISE PARTNERS LIMITED PARTNERSHIP | 25.740 |
| 1.274 | D | SUPERANNUATION FUNDS MANAGEMENT CORPORATION OF SOUTH AUSTRAL | 102.177 |
| 412 | D | SURAVENIR OVERLAY LOW VOL ACTIONS | 555.638 |
| 880 | D | SURIANO ALESSANDRO | 250 |
| 336 | D | SVS LANDSEER EUROPEAN EQUITY FUND | 65.767 |
| 979 | D | SWISSCANTO FONDSLEITUNG AG | 608.304 |
| 1.877 | D | SYLVAN PARTNERS, LLC | 8.161 |
| 888 | D | SYNERGIE - ACTIONS GLOBALES TARGETNETZERO | 38.688 |
| 891 | D | SYNERGIE ACTIONS MONDE (EX-SUISSE) INDEXEES | 18.865 |
| 111 | D | T ROWE PRICE GLOBAL EX US EQUITY 1001293 | 1.506 |
| 760 | D | T. ROWE PRICE INTERNATIONAL EQUITY INDEX FUND | 194.368 |
| 872 | D | T. ROWE PRICE INTERNATIONAL EQUITY INDEX TRUST | 729.561 |
| 37 | D | TACS NON US EQUITY CORE MARKET CONTINUOUS LLC | 43.750 |
| 410 | D | TAILOR ACTIONS ENTREPRENEURS | 70.739 |
| 1.735 | D | TALCOTT RESOLUTION LIFE INSURANCE COMPANY | 23.749 |
| 1.774 | D | TANGERINE BALANCED GROWTH PORTFOLIO | 27.912 |
| 1.781 | D | TANGERINE BALANCED INCOME PORTFOLIO | 2.178 |
| 1.782 | D | TANGERINE BALANCED PORTFOLIO | 18.799 |
| 1.775 | D | TANGERINE EQUITY GROWTH PORTFOLIO | 37.799 |
| 1.091 | D | TASSIN JEAN-FRANCOIS | 120 |
| 475 | D | TCORPIM DEVELOPED MARKETS EQUITIES (HEDGED) FUND | 76.944 |
| 666 | D | TCORPIM DEVELOPED MARKETS EQUITIES (SOVEREIGN INVESTOR - HEDGED) FUND | 396.328 |
| 96 | D | TD EMERALD INTERNATIONAL EQUITY INDEX FUND | 388.158 |
| 88 | D | TD EMERALD LOW CARBON GLOBAL EQUITY INDEX POOLED FUND TRUST | 3.125 |
| 95 | D | TD EUROPEAN INDEX FUND | 14.439 |
| 94 | D | TD INTERNATIONAL EQUITY INDEX ETF | 259.820 |
| 1.575 | D | TEACHER RETIREMENT SYSTEM OF TEXAS | 733.031 |
| 674 | D | TEACHERS RETIREMENT SYSTEM OF GEORGIA | 1.296.108 |
| 1.342 | D | TEACHERS' RETIREMENT SYSTEM OF OKLAHOMA | 200.292 |
| 597 | D | TEACHERS' RETIREMENT SYSTEM OF THE CITY OF NEW YORK | 127.828 |
| 1.579 | D | TEACHERS' RETIREMENT SYSTEM OF THE STATE OF ILLINOIS | 109.437 |
| 1.891 | D | TEAM SUPERANNUATION FUND | 96.177 |
| 1.261 | D | TELSTRA SUPER PTY LTD AS TRUSTEE FOR TELSTRA SUPERANNUATION | 52.324 |
| 1.737 | D | TEXAS MUNICIPAL RETIREMENT SYSTEM | 236.427 |
| 258 | D | TEXAS PERMANENT SCHOOL FUND CORP | 1 |
| 247 | D | TEXAS PERMANENT SCHOOL FUND CORPORATION | 46.235 |
| 205 | D | TEXTRON INC MASTER TRUST | 131.664 |
| 477 | D | TF-EQUITY | 261.612 |
| 1.194 | D | THE ARCHDIOCESE OF HARTFORD INVESTMENT TRUST | 2.716 |
| 1.612 | D | THE ARROWSTREET COMMON CONTRACTUAL FUND | 101.428 |
| 99 | D | THE BANK OF NEW YORK MELLON EMPLOYEE BENEFIT | 421.863 |

Legenda:

D: Delegante



**Elenco Intervenuti
(Tutti ordinati alfabeticamente)
Assemblea Straordinaria**

| Badge | Titolare Tipo Rap. | Deleganti / Rappresentati legalmente | Straordinaria |
|-------|-----------------------|--|---------------|
| 100 | D | COLLECTIVE INV THE BANK OF NEW YORK MELLON EMPLOYEE BENEFIT COLLECTIVE INVESTMENT FUND PLAN | 892.413 |
| 139 | D | THE BANK OF NEW YORK MELLON INTERNATIONAL LIMITE | 283.322 |
| 89 | D | THE BANK OF NEW YORK MELLON SA NV | 130.990 |
| 241 | D | THE BOARD OF PENSIONS OF THE PRESBYTERIAN CHURCH USA | 62.339 |
| 1.324 | D | THE BOARD OF THE PENSION PROTECTION FUND RENAISSANCE | 72.808 |
| 1.185 | D | THE CALIFORNIA WELLNESS FOUNDATION | 7.097 |
| 1.861 | D | THE CAPTIVE INVESTORS FUND | 812.642 |
| 1.184 | D | THE COCA-COLA COMPANY | 108.046 |
| 82 | D | THE COMMONWEALTH FUND | 2.325 |
| 33 | D | THE DOMESTIC AND FOREIGN MISSIONARY SOCIETY OF THE PROTESTA IN THE UNITED STATES OF AMERICA | 104.211 |
| 53 | D | THE DOMESTIC AND FOREIGN MISSIONARY SOCIETY OF THE PROTESTANT EPISCOPAL CHURCH IN THE UNITED STATES OF AMERICA | 78.352 |
| 1.336 | D | THE GENERAL PENSION AND SOCIAL SECURITY AUTHORITY | 24.267 |
| 1.635 | D | THE GOLDMAN SACHS TRUST COMPANYNA COLLECTIVE TRUST | 57.952 |
| 1.353 | D | THE GREATER MANCHESTER PENSION FUND | 542.931 |
| 1.189 | D | THE HARTFORD ROMAN CATHOLIC DIOCESAN CORPORATION RETIREMENT | 1.101 |
| 1.302 | D | THE HEALTH FOUNDATION. | 4.603 |
| 249 | D | THE HKSAR GOVERNMENT SCHOLARSHIP FUND | 2.686 |
| 31 | D | THE JUPITER GLOBAL FUND | 48.202 |
| 944 | D | THE KOWLOON MOTOR BUS COMPANY (1933) LIMITED | 4.006 |
| 1.632 | D | DAILY RATED EMPLOYEES RETIREMENT FUND SCHEME THE MASTER TRUST BANK OF JAPAN LTD RE: HITACHI FOREIGN EQUITY INDEX MOTHER FUND | 24.606 |
| 522 | D | THE MASTER TRUST BANK OF JAPAN LTD. RE: MANULIFE INTERNATIONAL EQUITY INDEX MOTHER FUND | 2.296 |
| 581 | D | THE MASTER TRUST BANK OF JAPAN LTD. RE: NISSAY FOREIGN EQUITY INDEX MOTHER FUND | 235.247 |
| 825 | D | THE MASTER TRUST BANK OF JAPAN, LTD. AS TRUSTEE FOR FEDERATION OF NATIONAL PUBLIC SERVICE PERSONNEL MUTUAL AID ASSOCIATI | 222.707 |
| 864 | D | THE MASTER TRUST BANK OF JAPAN, LTD. AS TRUSTEE FOR ORGANIZATION FOR WORKERS' RETIREMENT ALLOWANCE MUTUAL AID 400021974 | 6.200 |
| 830 | D | THE MASTER TRUST BANK OF JAPAN, LTD. AS TRUSTEE FOR ORGANIZATION FOR WORKERS' RETIREMENT ALLOWANCE MUTUAL AID 400025501 | 5.473 |
| 596 | D | THE MASTER TRUST BANK OF JAPAN, LTD. RE: MSCI-KOKUSAI INDEX MOTHER FUND | 1.029 |
| 523 | D | THE MASTER TRUST BANK OF JAPAN, LTD. RE: MTBJ400025521 | 5.178 |
| 569 | D | THE MASTER TRUST BANK OF JAPAN, LTD. RE: MUTB400021492 | 28.201 |
| 582 | D | THE MASTER TRUST BANK OF JAPAN, LTD. RE: MUTB400021536 | 121.065 |

Legenda:

D: Delegante



Elenco Interventuti
(Tutti ordinati alfabeticamente)
Assemblea Straordinaria

| Badge | Titolare Tipo Rap. | Deleganti / Rappresentati legalmente | Straordinaria |
|-------|-----------------------|---|---------------|
| 521 | D | THE MASTER TRUST BANK OF JAPAN, LTD. RE: NZAM EURO STOXX (JPY HEDGED) (PRIVATELY PLACED INVESTMENT TRUST) | 179.360 |
| 1.655 | D | THE METHODIST HOSPITAL | 82.637 |
| 1.542 | D | THE MONETARY AUTHORITY OF SINGAPORE | 80.161 |
| 1.198 | D | THE NATHAN CUMMINGS FOUNDATION INC. | 34.400 |
| 1.034 | D | THE NATIONAL BANK OF THE REPUBLIC OF KAZAKHSTAN | 42.782 |
| 1.082 | D | THE NOMURA TRUST AND BANKING C | 91.400 |
| 1.341 | D | THE PEOPLE'S PENSION SCHEME | 757.876 |
| 1.749 | D | THE PRUDENTIAL INSURANCE COMPANY OF AMERICA | 63.961 |
| 1.114 | D | THE PUBLIC INSTITUTION FOR SOCIAL SECURITY | 123.835 |
| 1.566 | D | THE REGENTS OF THE UNIVERSITY OF CALIFORNIA | 1.749.393 |
| 1.339 | D | THE REPRESENTATIVE CHURCH BODY | 202.630 |
| 174 | D | THE SEVENTH SWEDISH NATIONAL PENSION FUND AP 7 EQUITY FUND | 871 |
| 471 | D | THE SOUTHERN COMPANY SYSTEM MASTER RETIREMENT TRUST | 561.558 |
| 1.693 | D | THE STATE OF CONNECTICUT, ACTING THROUGH ITS TREASURER | 410.091 |
| 922 | D | THE STEAMSHIP MUT. UNDERWRITING ASSOC TTEES (BM) LTD AS TTEES OF THE ST MT TR | 4.700 |
| 678 | D | THE TACHLIS TRUST | 10.379 |
| 1.172 | D | THE TRUSTEES OF THE HENRY SMITH CHARITY. | 6.249 |
| 1.617 | D | THE TUOMO O. VUOLTEENAHO 2025 CHARI TABLE REMAINDER UNITRUST | 11.777 |
| 61 | D | THE WAWANESA MUTUAL INSURANCE COMPANY | 79.999 |
| 773 | D | THEAM QUANT - EUROPE TARGET PREMIUM | 376.771 |
| 735 | D | THEAM QUANT- EQUITY EUROZONE GURU | 405.280 |
| 1.173 | D | THOMAS L. WALTON FAMILY TRUST UAD 03/1 9/13 | 15.360 |
| 843 | D | THRIFT SAVINGS PLAN | 6.535.404 |
| 1.703 | D | THRIVENT INTERNATIONAL INDEX PORTFOLIO | 28.318 |
| 1.225 | D | THYSSEN GLOBAL INVESTMENTS LLC | 4.131 |
| 1.564 | D | TIAACREF INTERNATIONAL EQUITY INDEX FUND | 3.145.791 |
| 1.805 | D | TIAA-CREF QUANT INTERNATION CAPEQUITY FUND AL SMALL | 30.384 |
| 19 | D | TIMM INVEST EUROPA PLUS | 3.740 |
| 442 | D | TOCQUEVILLE DIVIDENDE | 129.928 |
| 377 | D | TOCQUEVILLE FINANCE | 119.077 |
| 441 | D | TOCQUEVILLE VALUE EURO ISR | 3.745.914 |
| 1.601 | D | TOTAL INTERNATIONAL EX U.S. INDEX MASTER PORTFOLIO OF MASTER INV | 117.796 |
| 142 | D | TPP LAZ GLOB LC EQ | 1 |
| 1.776 | D | TRANSAMERICA MORGAN STANLEY GLOBAL ALLOCATION VP | 11.617 |
| 1.777 | D | TRANSAMERICA MSCI EAFE INDEX VP | 12.326 |
| 816 | D | TRATON-UI-DYNAMIK | 59.279 |
| 216 | D | TREASURER OF THE STATE OF NORTH CAROLINA EQUITY INVESTMENT | 465.531 |
| 1.365 | D | TREDJE AP-FONDEN | 1 |
| 18 | D | TRILLO FRANCO JOSE ANTONIO | 1 |
| 552 | D | TRINITY COLLEGE CAMBRIDGE | 46.874 |

Legenda:

D: Delegante



Elenco Intervenuti
(Tutti ordinati alfabeticamente)
Assemblea Straordinaria

| Badge | Titolare Tipo Rap. | Deleganti / Rappresentati legalmente | Straordinaria |
|-------|-----------------------|--|---------------|
| 948 | D | TRUST AND CUSTODY SERVICES BANK LTD AS TRUSTEE FOR PENSION INVESTMENT FUND TRUST NUMBER 10 | 66.366 |
| 958 | D | TRUST AND CUSTODY SERVICES BANK LTD AS TRUSTEE FOR PENSION INVESTMENT FUND TRUST NUMBER 21 | 8.277 |
| 954 | D | TRUST AND CUSTODY SERVICES BANK LTD AS TRUSTEE FOR PENSION INVESTMENT FUND TRUST NUMBER 3 | 129.923 |
| 951 | D | TRUST AND CUSTODY SERVICES BANK LTD AS TRUSTEE FOR PENSION INVESTMENT FUND TRUST NUMBER 8 | 5.635 |
| 1.806 | D | TRUST 1 AB GLOBAL DYNAMIC ALLOCATION PORTFOLIO | 29.115 |
| 271 | D | TRUST NATALE PUBLICLY TRADED INVESTMENTS | 4.803 |
| 700 | D | TRUSTEAM SELECTIVE RECOVERY | 21.000 |
| 1.444 | D | TSGX SOLACT ESG TBACO EX UNHG(3387) | 1.638 |
| 1.484 | D | TURBOFAN INVESTORS FUND LP | 704 |
| 464 | D | TURICUM - AKTIEN UND IMMOBILIENWERTSCHRIFTEN | 184.597 |
| 1.395 | D | TWO SIGMA ABSOLUTE RETURN PORTFOLIO LLC | 141.541 |
| 1.522 | D | TWC SIGMA ABSOLUTE RETURN PORTFOLIO LLC. C/O CORPORATION SERVICE COMPANY | 22.456 |
| 928 | D | TWO SIGMA ABSOLUTE RETURN-PORTFOLIO LLC - EMEA TRADING | 502.758 |
| 1.521 | D | TWC SIGMA EQUITY SPECTRUM PORTFOLIO LLC C/O TWO SIGMA INVESTMENTS LP | 20.774 |
| 1.454 | D | TWO SIGMA INTERNATIONAL CORE | 614.600 |
| 1.455 | D | TWC SIGMA WORLD CORE FUND LP | 68.500 |
| 1.471 | D | UAPF - BLACK ROCK PASSIVE EQUITY | 12.633 |
| 1.682 | D | UBS (IRL) ETF PLC | 442.154 |
| 1.102 | D | UBS (LUX) EQUITY SICAV - EUROPEAN - HIGH DIVIDEND (EUR) | 153.828 |
| 1.103 | D | UBS (LUX) EQUITY SICAV - GLOBAL HIGH DIVIDEND | 1.008.537 |
| 1.100 | D | UBS (LUX) INSTITUTIONAL FUND - EQUITIES EUROPE (EX CH) PASSIVE | 297.450 |
| 1.099 | D | UBS (LUX) INSTITUTIONAL FUND - EQUITIES EUROPE (EX CH) PASSIVE II | 726.802 |
| 478 | D | UBS ASSET MANAGEMENT LIFE LTD | 156.020 |
| 214 | D | UBS CAYMAN TRUST 1 UBS TRIPLE INCOME EUROPEAN BANK EQUITY STRATEGY FUND | 45.362 |
| 1.352 | D | UBS COMMON CONTRACTUAL FUND | 1.603 |
| 1.664 | D | UBS FUND MANAGEMENT (SWITZERLAND) AG ON BEHALF OF ZURICH INVESTINSTITUTIONAL FUNDS | 3.200 |
| 1.663 | D | UBS FUND MANAGEMENT (SWITZERLAND) AG ON BEHALF OF ZURICH INVESTINSTITUTIONAL FUNDS - ZIF GREEN | 76.160 |
| 1.105 | D | UBS FUND MANAGEMENT (SWITZERLAND) AG. | 911.789 |
| 1.104 | D | UBS FUND MANAGEMENT(LUXEMBOURG) SA | 39.000 |
| 468 | D | UBS GLOBAL EQUITY CLIMATE TRANSITION FUND | 27.320 |
| 1.855 | D | UBS LUX FUND SOLUTIONS | 2.568.122 |
| 759 | D | UBV BK KAPITALVERWALTUNGSGESELLSCHAFT MBH ON BEHALF OF BAYERISCHER PENSIONS FONDS | 7.804 |
| 746 | D | UBV BK KAPITALVERWALTUNGSGESELLSCHAFT MBH ON BEHALF OF BAYVK A1 FONDS | 113.379 |
| 342 | D | UF MAIN 1 UNIVERSAL FONDS UKA | 24.694 |
| 625 | D | UF-FONDS BAV RBI AKTIEN | 189.655 |
| 860 | D | UF-FONDS RBSG | 2.378 |

Legenda:

D: Delegante




**Elenco Intervenuti
(Tutti ordinati alfabeticamente)
Assemblea Straordinaria**

| Badge | Titolare Tipo Rap. | Deleganti / Rappresentati legalmente | Straordinaria |
|-------|-----------------------|---|---------------|
| 781 | D | UI-GKR-FONDS | 9.122 |
| 497 | D | UI-S | 57.536 |
| 1.472 | D | UNIFIED ACCUMULATIVE PENSION FUND JOINT STOCK COMPANY | 16.216 |
| 499 | D | UNISUPER | 51.827 |
| 1.169 | D | UNITED NATIONS RELIEF AND WORKS AGENCY FOR PALESTINE REFUGEE | 17.933 |
| 1.199 | D | UNITED SERVICES AUTOMOBILE ASSOCIATION | 15.695 |
| 248 | D | UNITED STATES ARMY NONAPPROPRIATED FUND EMPLOYEE RETIREMENT PLAN TRUST | 256.801 |
| 1.792 | D | UNIVERSAL INVESTMENT GESELLSCHAFT MBH FOR EMPUREON EUROPE EQUITY FUND | 6.574 |
| 1.645 | D | UNIVERSAL INVESTMENT GESELLSCHAFT MBH FOR KFPT UNIVERSAL FONDS | 28.587 |
| 1.646 | D | UNIVERSALINVESTMENTAG TGV FOR MERKUR | 28.184 |
| 341 | D | UNIVERSAL-INVESTMENT-GESELLSCHAFT MBH | 1.192.440 |
| 1.867 | D | UNIVERSAL-INVESTMENT-GESELLSCHAFT MBH FOR FORTIS-GF-UI-FONDS | 7.380 |
| 1.868 | D | UNIVERSAL-INVESTMENT-GESELLSCHAFT MBH FOR FORTIS-GS-UI-FONDS | 7.380 |
| 1.881 | D | UNIVERSAL-INVESTMENT-GESELLSCHAFT MBH FOR PRO2-UI-AKTIEFONDS | 149.165 |
| 1.684 | D | UNIVERSAL-INVESTMENT-GESELLSCHAFT MBH FOR TK2011 | 2.432 |
| 1.681 | D | UNIVERSAL-INVESTMENT-GESELLSCHAFT MBH FOR UI-ELKB-FONDS 1 | 163.363 |
| 879 | D | UNIVERSAL-INVESTMENT-GESELLSCHAFT MBH ON BEHALF OF COLUMBUS FONDS | 5.892 |
| 866 | D | UNIVERSAL-INVESTMENT-GESELLSCHAFT MBH ON BEHALF OF DEBEKA-AKTIE-EUROPA-DIVIDENDEN | 358.559 |
| 789 | D | UNIVERSAL-INVESTMENT-GESELLSCHAFT MBH ON BEHALF OF UNIVERSAL-CA V | 16.142 |
| 865 | D | UNIVERSAL-INVESTMENT-GESELLSCHAFT MBH ON BEHALF OF UNIVERSAL-FONDS ZVK 1 | 10.188 |
| 755 | D | UNIVERSAL-INVESTMENT-GESELLSCHAFT MBH ON BEHALF OF WMB-UNIVERSAL-FONDS | 3.277 |
| 1.625 | D | UNIVERSALINVESTMENTGESELLSCHAFTMBH FOR DEBEKAAKTIENEUROPAESG | 310.593 |
| 1.688 | D | UNIVERSALINVESTMENTGESELLSCHAFTMBH FOR SRV100 | 1.282 |
| 314 | D | UNIVERSE THE CMI CONT EURO EQ | 160.237 |
| 479 | D | UNIVERSITIES SUPERANNUATION SCHEME | 41.899 |
| 169 | D | UNIVERSITY OF NOTRE DAME DU LAC | 65.398 |
| 1.152 | D | USAA CASUALTY INSURANCE COMPANY | 9.500 |
| 1.150 | D | USAA GENERAL INDEMNITY COMPANY | 6.553 |
| 1.281 | D | UTAH STATE RETIREMENT SYSTEMS | 220.634 |
| 46 | D | UVIMCO PARAMETRIC PHYS MSCI WRLD | 1.418 |
| 642 | D | VAERDIPAPIRFONDEN NORDEA INVEST GLOBAL PASSIVE | 18.431 |
| 1.794 | D | VALIC COMPANY I - INTERNATIONAL SOCIALLY RESPONSIBLE FUNDK | 9.811 |
| 1.568 | D | VALIC COMPANY I INTERNATIONAL EQUITIES INDEX FUND | 192.095 |
| 1.901 | D | VANECK MSCI INTERNATIONAL VALUEETF | 21.829 |
| 1.662 | D | VANGUARD DEVELOPED MARKETS INDEX FUND | 19.770.223 |

Legenda:

D: Delegante



**Elenco Intervenuti
(Tutti ordinati alfabeticamente)
Assemblea Straordinaria**

| Badge | Titolare Tipo Rap. | Deleganti / Rappresentati legalmente | Straordinaria |
|-------|-----------------------|--|---------------|
| 1.911 | D | VANGUARD ESG DEVELOPED WORLD ALL CAP EQ INDEX FND UK | 42.222 |
| 508 | D | VANGUARD ESG INTERNATIONAL STOCK ETF | 409.832 |
| 668 | D | VANGUARD ETHICALLY CONSCIOUS INTERNATIONAL SHARES INDEX FUND | 62.616 |
| 55 | D | VANGUARD EUROPEAN STOCK INDEX FUND | 5.191.746 |
| 1.660 | D | VANGUARD FIDUCIARY TRUST COMPANY DEVELOPED MARKETS INDEX TRUST | 441.974 |
| 609 | D | VANGUARD FIDUCIARY TRUST COMPANY INSTITUTIONAL TOTAL INTERNATIONAL STOCK MARKET INDEX TRUST | 2.498.567 |
| 594 | D | VANGUARD FIDUCIARY TRUST COMPANY INSTITUTIONAL TOTAL INTERNATIONAL STOCK MARKET INDEX TRUST II | 15.658.130 |
| 54 | D | VANGUARD FTSE ALL WORLD EX US INDEX FUND | 4.603.187 |
| 1.678 | D | VANGUARD FTSE DEVELOPED ALL CAPEX NORTH AMERICA INDEX ETF | 479.690 |
| 1.677 | D | VANGUARD FTSE DEVELOPED EUROPE ALL CAP INDEX ETF | 54.303 |
| 1.671 | D | VANGUARD FTSE DEVELOPED EX NORTH AMERICA HIGH DIVIDEND YIELD IND | 164.786 |
| 547 | D | VANGUARD FUNDS PUBLIC LIMITED COMPANY | 4.140.354 |
| 239 | D | VANGUARD GLOBAL DIVIDEND FUND | 143.472 |
| 1.670 | D | VANGUARD GLOBAL MOMENTUM FACTORETF | 12.899 |
| 705 | D | VANGUARD INTERNATIONAL SHARES INDEX FUND | 830.188 |
| 873 | D | VANGUARD INTERNATIONAL SHARES SELECT EXCLUSIONS INDEX FUND | 50.844 |
| 838 | D | VANGUARD INTERNATIONAL VALUE FUND | 4.369.890 |
| 222 | D | VANGUARD INTL HIGH DIV YLD INDEX FD | 2.043.488 |
| 516 | D | VANGUARD INVESTMENT SERIES PUBLIC LIMITED COMPANY | 2.474.106 |
| 628 | D | VANGUARD INVESTMENTS COMMON CONTR FD- VANGUARD FTSE DEV EUR EX UK CCF | 54.656 |
| 629 | D | VANGUARD INVESTMENTS COMMON CONTRACTUAL FD- VANG FTSE DEVELOPED WRLD CCF | 38.747 |
| 632 | D | VANGUARD INVESTMENTS COMMON CONTRACTUAL FD- VANG FTSE DVLPD WRLD EX UK CCF | 45.175 |
| 1.912 | D | VANGUARD INVESTMENTS FUNDS ICVC-VANGUARD FTSE DEVELOPED WOR LD EX - U.K. EQUITY INDEX FUND | 741.182 |
| 623 | D | VANGUARD INVESTMENTS II CCF-VANGUARD SELECTED SCREENED FTSE DEV EU II CCF | 56.196 |
| 616 | D | VANGUARD INVESTMENTS II CCF-VANGUARD SELECTED SCREENED FTSE DEV WRLD II CCF | 31.462 |
| 626 | D | VANGUARD INVESTMENTS II CCF-VANGUARD SELECTED SCREENED FTSE DEV WRLD II(B)CCF | 106.025 |
| 708 | D | VANGUARD TOTAL INTERNATIONAL STOCK INDEX FUND | 30.396.326 |
| 1.661 | D | VANGUARD TOTAL WORLD STOCK INDEX FUND | 1.592.052 |
| 837 | D | VANTAGETRUST III MASTER COLLECTIVE INVESTMENT FUNDS TRUST | 107.144 |
| 627 | D | VARIABLE INSURANCE PRODUCTS FUND II: INTERNATIONAL INDEX PORTFOLIO | 70.760 |
| 1.853 | D | VARIOPARTNER SICAV | 84.099 |
| 92 | D | VEBA OF THE NONREP EE OF S CA ED CO | 595 |
| 1.673 | D | VENERABLE INTERNATIONAL INDEX FUND | 94.890 |
| 821 | D | VENTRY INDUSTRIES LLC | 9.927 |

Legenda:

D: Delegante



Elenco Intervenuti
(Tutti ordinati alfabeticamente)
Assemblea Straordinaria

| Badge | Titolare Tipo Rap. | Deleganti / Rappresentati legalmente | Straordinaria |
|-------|-----------------------|--|---------------|
| 832 | D | VERDIPAPIRFONDET EQUINOR AKSJER EUROPA | 100.000 |
| 1.144 | D | VERDIPAPIRFONDET KLP AKSJE GLOBAL INDEKS | 430.300 |
| 1.145 | D | VERDIPAPIRFONDET KLP AKSJEEUROPA INDEKS. | 157.305 |
| 1.357 | D | VERDIPAPIRFONDET KLP AKSJEGLOBAL INDEKS X1 | 19.971 |
| 570 | D | VERDIPAPIRFONDET KRON INDEKS GLOBAL | 44.540 |
| 704 | D | VERDIPAPIRFONDET STOREBRAND GLOBAL INDEKS | 173.652 |
| 858 | D | VERDIPAPIRFONDET STOREBRAND GLOBAL OPTIMISED | 26.498 |
| 722 | D | VERDIPAPIRFONDET STOREBRAND INDEKS ALLE MARKEDER | 54.556 |
| 887 | D | VERITION MULTI STRATEGY MASTER FD (4TY) | 117.922 |
| 931 | D | VERITION MULTI STRATEGY MASTER FUND LTDG | 65.753 |
| 32 | D | VERIZON MASTER SAVINGS TRUST | 296.900 |
| 1.902 | D | VPMC INTERNATIONAL EQUITY TRUST1 | 13.490 |
| 1.903 | D | VPMC INTERNATIONAL EQUITY TRUST2 | 22.971 |
| 1.913 | D | VIF ICVC VANGUARD FTSE DEVELOPED EUROPE EXUK EQUITY INDEX FUND | 1.614.815 |
| 1.914 | D | VIF ICVC VANGUARD FTSE GLOBAL ALL CAP INDEX FUND | 197.876 |
| 48 | D | VIKING GLOBAL EQUITIES II LP | 186.880 |
| 62 | D | VIKING GLOBAL EQUITIES MASTER LTD. | 9.157.128 |
| 50 | D | VIKING GLOBAL OPPORTUNITIES LIQUID PORTFOLIO SUB MASTER LP | 1.597.824 |
| 49 | D | VIKING LONG FUND MASTER LTD | 3.672.194 |
| 162 | D | VIRGINIA RETIREMENT SYSTEM | 2 |
| 161 | D | VIRTUS GLOBAL ALLOCATION FUND | 49.895 |
| 215 | D | VIRTUS WMC INTERNATIONAL DIVIDEND ETF | 8.728 |
| 1.872 | D | VNL LP | 1.654 |
| 1.050 | D | VOLKSWAGEN | 2.333 |
| 189 | D | VOYA INTERNATIONAL INDEX PORTFOLIO | 54.890 |
| 60 | D | VOYA VACS INDEX SERIES I PORTFOLIO | 199.452 |
| 817 | D | VWLAKH MASTER | 100.000 |
| 1.875 | D | WASHINGTON STATE INVESTMENT BOARD | 1.015.816 |
| 1.369 | D | WELLINGTON FINANCIALS ABSOLUTE RETURN FUND (BERMUDA) L.P. C/O WELLINGTON ALTERNATIVE INVESTMENTS LLC | 383.269 |
| 1.495 | D | WELLINGTON INSTITUTIONAL MULTI-STRATEGY MASTER FUND (CAYMAN) | 4.695 |
| 1.381 | D | WELLINGTON PAGOSA FUND (CAYMAN) II LTD. C/O WELLINGTON ALTERNATIVE INVESTMENTS LLC | 52.152 |
| 1.368 | D | WELLINGTON-CIS DIVERSIFYING STRATEGIES FUND (CAYMAN) L.P. C/O WELLINGTON MANAGEMENT COMPANY LLP | 83.173 |
| 598 | D | WESTPAC WHOLESALE INTERNATIONAL SHARE NO. 3 TRUST | 5.687 |
| 1.119 | D | WHEELS COMMON INVESTMENT FUND. | 9.945 |
| 1.487 | D | WHITE CREEK MASTER FUND LIMITED C/O MAPLES CORPORATE SERVICES LTD | 84.460 |
| 1.845 | D | WILLERFUNDS | 6.866 |
| 98 | D | WINDWISE MSCI EAFE INDEX NON LENDING | 43.630 |
| 25 | D | WISDOMTREE DYN CUR HDGE INTL EQ FD 1001802 | 182.266 |
| 24 | D | WISDOMTREE GLOBAL HIGH DIV FUND 1001795 | 12.729 |
| 26 | D | WISDOMTREE INTL EQUITY FUND 1001810 | 100.812 |
| 27 | D | WISDOMTREE INTL HIGH DIV FUND 1001812 | 56.662 |
| 28 | D | WISDOMTREE INTL LARGE CAP DIV FD | 133.589 |

Legenda:

D: Delegante




Elenco Interventuti
(Tutti ordinati alfabeticamente)
Assemblea Straordinaria

| Badge | Titolare Tipo Rap. | Deleganti / Rappresentati legalmente | Straordinaria |
|-----------------------------------|-----------------------|--|---|
| 29 | D | WISDOMTREE INTL MULTIFACTOR FUND 1001815 | 12.591 |
| 1.416 | D | WM POOL - EQUITIES TRUST NO. 31 - ROBECO | 3.770 |
| 921 | D | WM POOL - EQUITIES TRUST NO. 74 | 71.496 |
| 562 | D | WM POOL - EQUITIES TRUST NO. 75 | 40.142 |
| 1.415 | D | WM POOL - EQUITIES TRUST NO. 76 - ROBECO | 7.244 |
| 529 | D | WM POOL - FIXED INTEREST TRUST NO. 12 | 2.271 |
| 536 | D | WM POOL - GLOBAL EQUITIES TRUST NO. 6 | 35.768 |
| 1.367 | D | WOODLINE MASTER FUND LP C/O WOODLINE PARTNERS LP | 1.733.425 |
| 1.508 | D | WOODLINE SPIRE MASTER FUND LP C/O MAPLES CORPORATE SERVICES LIMITED | 36.393 |
| 448 | D | WORLD EQUITIES II | 20.416 |
| 465 | D | WORLD TRADE ORGANIZATION PENSION PLAN | 17.982 |
| 1.086 | D | WRIGHT STEPHEN | 1.000 |
| 199 | D | WS DEVELOPED MARKETS EX NORTH AMERICA SR INDEX ETF | 49.379 |
| 217 | D | WS LANCASTER GLOBAL EQUITY FUND | 57.000 |
| 1.751 | D | WWFY FOUNDATION | 1.315 |
| 1.340 | D | WYOMING RETIREMENT SYSTEM | 4.053 |
| 1.842 | D | XTRACKERS | 2.902.913 |
| 1.800 | D | XTRACKERS (IE) PUBLIC LIMITED COMPANY | 1.889.529 |
| 143 | D | XTRACKERS MSCI ALL WORLD EX US HEDGED EQUITY ETF | 12.905 |
| 198 | D | XTRACKERS MSCI EAFE HEDGED EQUITY ETF | 787.941 |
| 195 | D | XTRACKERS MSCI EUROPE HEDGED EQUITY ETF | 96.622 |
| 187 | D | XTRACKERS MSCI EUROZONE HEDGED EQUITY ETF | 15.529 |
| 135 | D | XTRACKERS MSCI KOKUSAI EQUITY ETF | 18.011 |
| 1.610 | D | YOURINDEX SICAV | 122.062 |
| 1.440 | D | ZURICH LIFE ASSURANCE PLC | 3.539.657 |
| 720 | D | ZWITSERLEVEN INSTITUTIONELE BELEGGINGSFONDSEN - ZWITSERLEVEN INDEX AANDELENFONDS EUROPA | 54.110 |
| Totale azioni | | | 933.518.813 30,723842 |
| 2 | | COMPUTERSHARE SPA IN PERSONA DI ENRICO MONICELLI RAPPR. DESIGNATO IN QUALITÀ DI SUBDELEGATO 135-NOVIES TUF | 0 |
| 3 | D | DELFIN S.A R.L. | 532.676.825 |
| 5 | D | FARCAS CRISTINA | 11.150 |
| 6 | D | FIASCONARO FILIPPO | 40.000 |
| 2 | D | FINPROG ITALIA S.P.A. | 20.263.999 |
| 1 | D | FONDAZIONE MONTE DEI PASCHI DI SIENA | 5.036.571 |
| 4 | D | MENA DONATO | 30.290 |
| Totale azioni | | | 558.058.835 18,366755 |
| Totale azioni in delega | | | 2.066.520.129 |
| TOTALE AZIONI | | | 2.066.520.129 68,013025% 1,975 |
| Totale azionisti in delega | | | 1.975 |
| TOTALE AZIONISTI | | | 1.975 |
| TOTALE PERSONE INTERVENUTE | | | 1 |

Legenda:

D: Delegante




*** ELENCO DELEGANTI ***
Banca Monte dei Paschi di Siena S.p.A.
Assemblea Straordinaria
in unica convocazione

| | | | |
|---|--------------|--|--------------|
| 2 | Deleganti di | COMPUTERSHARE SPA IN PERSONA DI ENRICO MONICELLI RAPPR. DESIGNATO IN QUALITÀ DI DELEGATO 135-UNDECIES TUF | Tessera n° 1 |
| | | | Azioni |
| | | | 1.000 |
| | | | 50.290.691 |
| | | | 13.100.000 |
| | | | 13.000.000 |
| | | | 62.984.485 |
| | | | 370 |
| | | | 119.382 |
| | | | 11.030.000 |
| | | | 255.000 |
| | | | 752 |
| | | | 10.000 |
| | | | 13.100.000 |
| | | | 62.000.000 |
| | | | 69.900.000 |
| | | | 18.150.000 |
| | | | 46.750.000 |
| | | | 1.500.000 |
| | | | 10.000 |
| | | | 120.000 |
| | | | 29.460.000 |
| | | | 10.000 |
| | | | 1.000 |
| | | | 35.000.000 |
| | | | 10.000 |
| | | | 17.651.874 |
| | | | 11.969.035 |
| | | | 9.660.000 |
| | | | 10.000 |
| | | | 282 |
| | | | 44.001.480 |
| | | | 200.000 |
| | | | 10.250.000 |
| | | | 10.000 |
| | | | 661.113 |
| | | | 10.000 |
| | | | 10.000 |
| | | | 143.675 |
| | | | 105.897 |
| | | | 3.536.443 |
| | | | 2 |
| | | | 7.200.000 |
| | | | 12.000.000 |
| | | | 30.720.000 |
| | | | 574.942.481 |
| | | Numero di deleghe rappresentate dal badge: 43 | |

ALLEGATO LETT. D ALL'ATTO
 N° 45618 DI REPERTORIO
 N° 23426 DI RACCOLTA

| | | | |
|---|--------------|--|--------------|
| 4 | Deleganti di | COMPUTERSHARE SPA IN PERSONA DI ENRICO MONICELLI RAPPR. DESIGNATO IN QUALITÀ DI SUBDELEGATO 135-NOVIES ST. TREVISAN | Tessera n° 3 |
| | | | Azioni |
| | | | 225.704 |
| | | | 499.327 |
| | | | 889 |
| | | | 2.834 |
| | | | 2 |
| | | | 12.753 |
| | | | 77.835 |
| | | | 742.865 |
| | | | 406.032 |
| | | | 525.966 |
| | | | 15.805 |
| | | | 3.590 |
| | | | 4276 |
| | | | 572.000 |
| | | | 2.875 |
| | | | 2.791 |
| | | | 40.800 |
| | | | 3.496 |
| | | | 7.441 |
| | | | 56.527 |
| | | | 209.756 |
| | | | 658 |



Handwritten signature in blue ink.

* ELENCO DELEGANTI *

| | |
|--|-----------|
| ABU DHABI PENSION FUND | 222.925 |
| ACCIDENT COMPENSATION CORPORATION | 36.181 |
| ACORN 1998 TRUST. | 1.291 |
| ACS 30:70 GLOBAL EQUITY TRACKER FUND | 15.923 |
| ADARA | 86.500 |
| ADP DIVERSIFIE DYNAMIQUE | 5.578 |
| ADVISER MANAGED TRUST - DIVERSIFIED EQUITY FUND | 3.587 |
| AEGON CUSTODY B.V.. | 74.934 |
| AEIS INSTITUTIONAL FUND - AKTIEN GLOBAL | 69.016 |
| AF EUROLAND EQUITY DYNAMIC MULTI FACTORS | 983.601 |
| AF EUROPEAN EQUITY DYNAMIC MULTI FACTORS | 35.364 |
| AF MULTI ASSET CONSERVATIVE RESPONSIBLE | 104.047 |
| AGIALLIANZ VERMOEGENSBIILDUNG EUROPA | 301.562 |
| AGRIPLAN EXPANSION | 69.338 |
| AHL EVOLUTION LTD SHARMAINE BERKELEY ARGONAUT LTD | 1.141.826 |
| AIA GLOBAL MULTI-FACTOR EQUITY FUND | 156.123 |
| AIB GROUP IRISH PENSION SCHEME | 28.498 |
| AILIS SICAV | 202.885 |
| AIM EQUITY EUROPE CANTONS | 44.337 |
| AITOR FERNANDEZ NEIRA | 12 |
| ALASKA COMMON TRUST FUND | 75.991 |
| ALASKA PERMANENT FUND CORPORATION | 202.468 |
| ALGEBRIS UCITS FUNDS PLC - ALGEBRIS CORE ITALY FUND | 960.000 |
| ALGEBRIS UCITS FUNDS PLC - ALGEBRIS FINANCIAL EQUITY FUND | 2.848.611 |
| ALGEBRIS UCITS FUNDS PLC - ALGEBRIS FINANCIAL INCOME FUND | 2.896.852 |
| ALICE L WALTON CHARITABLE LLC | 349.535 |
| ALLANDO EXPRESS OU | 265 |
| ALLIANZ AZIONI EUROPA | 156.921 |
| ALLIANZ AZIONI ITALIA ALL STARS LL STARS | 1.175.000 |
| ALLIANZ GLOBAL INVESTORS FUND | 257.437 |
| ALLIANZ GLOBAL INVESTORS GMBH | 728.635 |
| ALLIANZ GLOBAL INVESTORS GMBH FOR ALLIANZGIFONDS HPT | 493 |
| ALLIANZ GLOBAL INVESTORS GMBH FOR INDUSTRIA | 2.034.561 |
| ALLIANZ GLOBAL INVESTORS GMBH W/ALLIANZGI-FONDS AOKNW-AR SEGMENT OKWLCO-AKTIEN | 25.000 |
| ALLIANZ ITALIA 50 SPECIAL | 34.000 |
| ALLIANZGI S AKTIEN | 59.616 |
| ALLIANZGI-FONDS APNIESA SEGMENT APNIESA-GSIM-A | 165.689 |
| ALLIANZGI-FONDS DSPT | 68.020 |
| ALLIANZGI-FONDS GANO 2 | 5.000 |
| ALLIANZGI-FONDS PF1 SEGMENT PF1-AA2-E_EUA | 37.409 |
| ALLOCATION INVEST EQUITY CORE | 48.000 |
| ALLOCATION PROTECTION 80 | 539.988 |
| ALM ACTIONS ZONE EURO ISR | 277.058 |
| ALPHANATICS MASTER FUND LTD C/O PICTET ASSET MANAGEMENT SA | 85.482 |
| ALPS INTERNATIONAL SECTOR DIVIDEND DOGS ETF | 316.691 |
| AM AMUNDI ETHIK PLUS | 73.900 |
| AM WELT ERTRAG NACHHALTIG | 44.964 |
| AMERICAN AIRLINES INC MASTER FIXED BENEFIT PENSION TRUST | 154.826 |
| AMERICAN BEACON INTERNATIONAL EQUITY FUND | 132.386 |
| AMERICAN BUREAU OF SHIPPING | 2.013 |
| AMERICAN CENTURY ETF TR-AMERICAN CENT QUALITY DIVERSIFIED INTL ETF | 37.728 |
| AMERICAN CENTURY ETF TRUST-AVANTIS INTERNATIONAL EQUITY ETF | 566.731 |
| AMERICAN CENTURY ETF TRUST-AVANTIS INTERNATIONAL EQUITY FUND | 820 |
| AMERICAN CENTURY ETF TRUST-AVANTIS RESPONSIBLE INTERNATIONAL EQUITY ETF | 6.269 |
| AMERICAN CENTURY ICAV | 21.794 |
| AMLC EQ SINGLE STOCKS | 2.407 |
| AMP CAPITAL SPECIALIST INTERNATIONAL SHARE FUND | 12.295 |
| AMP INTERNATIONAL EQUITY INDEX FUND | 140.105 |
| AMP INTERNATIONAL EQUITY INDEX FUND HEDGED | 13.513 |
| AMP WHOLESALE GLOBAL EQUITIES FUND | 22.462 |
| AMSELECT - BLACKROCK EURO EQUITY | 403.195 |
| AMUNDI ACTIONS EURO HORIZON ENVIRONNEMENT | 949.659 |
| AMUNDI ACTIONS EURO SELECT | 1.376.358 |
| AMUNDI ACTIONS PME | 2.062.860 |
| AMUNDI AUSTRIA | 731.677 |
| AMUNDI AUSTRIA GMBH FOR AMUNDIOKO SAZIAL STOCK | 690.000 |
| AMUNDI EQUILIBRE GLOBAL SOLIDAIRE FCP | 12.753 |
| AMUNDI EQUITY EURO CONSERVATIVE | 96.785 |
| AMUNDI ETF ICAV | 377.196 |
| AMUNDI ETF ICAV - AMUNDI PRIME ALL COUNTRY WORLD UCITS ETF | 89.568 |
| AMUNDI ETF ICAV - AMUNDI S&P 500 EQUAL WEIGHT ESG LEADERS UCITS ETF | 55.963 |
| AMUNDI ETF ICAV - AMUNDI SANDP 500 EQUAL WEIGHT ESG LEADERS UCITS ETF | 12.135 |
| AMUNDI ETF ICAV-AMUNDI PRIME GLOBAL UCITS ETF | 52.716 |
| AMUNDI EURO EQUITY ESR | 1.398.611 |
| AMUNDI EUROPE MONDE | 85.460 |
| AMUNDI FDS GLOB MULTI ASSET CONSERVATIVE | 342.937 |
| AMUNDI FUND SOLUTIONS - MULTI | 11.400 |
| AMUNDI FUNDS EUROLAND EQUITY RISK PARITY | 11.540 |
| AMUNDI FUNDS EUROPEAN EQUITY | 219.872 |
| AMUNDI FUNDS GLOBAL MULTI ASSET | 128.094 |
| AMUNDI FUNDS MULTI ASSET REAL RETURN | 5.792 |



Handwritten signature

* ELENCO DELEGANTI *

| | |
|---|-----------|
| AMUNDI HK PORTFOLIOS | 53.267 |
| AMUNDI INDEX MSCI EUROPE | 1.187.078 |
| AMUNDI INDEX MSCI WORLD | 141.131 |
| AMUNDI INVESTMENT FUNDS MA TEO | 106.455 |
| AMUNDI IPSA ACTIONS | 94.457 |
| AMUNDI ITALY MIB ESG | 607.673 |
| AMUNDI LABEL DYNAMIQUE ESR | 52.232 |
| AMUNDI LABEL EQUILIBRE ESR | 49.030 |
| AMUNDI LIFECYCLE 2030 EQUITY | 44 |
| AMUNDI LIFECYCLE 2033 EQUITY | 45 |
| AMUNDI LIFECYCLE 2036 EQUITY | 94 |
| AMUNDI LIFECYCLE 2039 EQUITY | 86 |
| AMUNDI MSCI EMU CLIMATE PARIS ALIGNED | 62.726 |
| AMUNDI MSCI EMU ESG BROAD TRANSITION | 169.868 |
| AMUNDI MSCI EUR EX SWITZERLAND ESG LEAD | 34.923 |
| AMUNDI MSCI EUROPE CLIMATE PARIS ALIGNED | 22.183 |
| AMUNDI MSCI EUROPE ESG BROAD TRANSITION | 205.239 |
| AMUNDI MSCI EUROPE SCREENED | 72.395 |
| AMUNDI MSCI WORLD CLIMATE PARIS ALIGNED | 872 |
| AMUNDI MSCI WORLD CLIMATE PARIS ALIGNED UMWELTZEICHEN UCITS ETF | 9.349 |
| AMUNDI MSCI WORLD CLIMATE TRANSITION | 3.466 |
| AMUNDI PATRIMOINE PEA | 91.214 |
| AMUNDI PRIME EUROPE | 57.882 |
| AMUNDI PRIME EUROZONE | 40.519 |
| AMUNDI PROGETTO FUTURO PIR | 120.297 |
| AMUNDI RENDEMENT PLUS SELECT | 9.966 |
| AMUNDI SELEZIONE ATTIVA ITALIA | 902.000 |
| AMUNDI SGR SPA / AMUNDI BILANCIATO PIU' | 53.757 |
| AMUNDI SGR SPA / AMUNDI OBBLIGAZIONARIO PIU' A DISTRIBUZIONE | 180.563 |
| AMUNDI SGR SPA / AMUNDI RISPARMIO ITALIA | 275.259 |
| AMUNDI SGR SPA -CORE PENSION | 281.944 |
| AMUNDI SGR SPA -SECONDAPENSIONE | 471.746 |
| AMUNDI SGR SPA/AMUNDI ELITE MULTI ASSET FLEXIBLE | 48.549 |
| AMUNDI SGR SPA/AMUNDI SVILUPPO ATTIVO ITALIA | 1.796.000 |
| AMUNDI STOXX EUROPE 600 | 2.755.406 |
| AMUNDI STOXX EUROPE 600 ESG | 298.105 |
| AMUNDI STOXX EUROPE 600 ESG II UCITS ETF | 66.279 |
| AMUNDI TRANSMISSION ACTIONS | 7.006 |
| AMUNDI TRANSMISSION PATRIMOINE | 24.603 |
| ANDROS | 4.677 |
| ANTIPODES GLOBAL EQUITY CIT | 47.656 |
| ANTIPODES INTERNATIONAL VALUE FUND, LP | 4.492 |
| ANZ WHOLESALE INTERNATIONAL SHARE - NO. 1 FUND | 8.900 |
| AP ACTIONS 1 EURO | 78.721 |
| APICIL ACTIONS EURO | 20.179 |
| APOLLO INFRASTRUCTURE 2027 | 75.108 |
| APPIAN ASSET MANAGEMENT | 412.525 |
| AQR FLEX 1 SERIES LLC - SERIES A15 | 12.751 |
| AQR FLEX 1 SERIES LLC - SERIES A9 | 355.838 |
| AQR FLEX 1 SERIES LLC - SERIES C8 | 741 |
| AQR FLEX 1 SERIES LLC SERIES A10 | 56.017 |
| AQR FLEX 1 SERIES LLC- SERIES A13 | 2.685 |
| AQR FLEX 1 SERIES LLC- SERIES A6 | 6.850 |
| AQR FUNDS - AQR MANAGED FUTURESSTRATEGY FUND | 514.072 |
| AQR FUNDS - AQR TREND TOTAL RETURN FUND | 13.301 |
| AQR FUNDS- AQR CVX FUSION FUND | 2.346 |
| AQR FUNDS AQR LONGSHORT EQUITY FUND | 557.768 |
| AQR FUNDS- AQR LSE FUSION FUND | 3.704 |
| AQR FUNDS AQR MULTIASSET FUND | 95.229 |
| AQR INNOVATION FUND L.P. C/O AQR CAPITAL MANAGEMENT LLC | 1.076 |
| AQR TA GLOBAL RELAXED CONSTRAINT EQUITY FUND, L.P. | 12.709 |
| AQR TAX ADVANTAGED GLOBAL EQUITY MARKET NEUTRAL FUND L.P. PM ACCOUNT C/O AQR MANAGEMENT LLC | 9.561 |
| ARAMCO ASIA SINGAPORE PTE. LTD | 4.475 |
| ARCADE ACTIONS EURO | 88.798 |
| ARCHITAS MULTIMANAGER GLOBAL FUNDS UNIT TRUST | 177.288 |
| ARDAN UCITS ICAV | 17.100 |
| ARERO - DER WELTFONDS - ESG | 58.679 |
| ARGA EAFE VALUE EQUITY CIT FUND ARG A EAFE VALUE EQUITY CIT FUND | 734.295 |
| ARGA EUROPEAN EQUITY FUND LP | 1.742 |
| ARGA FUND TRUST SERIES - ARG A GLOBAL FUND | 67.423 |
| ARGA FUND TRUST SERIES - ARG A INTERNATIONAL FUND | 114.881 |
| ARGA GLOBAL DIVERSIFIED VALUE FUND LP | 889 |
| ARGA GLOBAL EQUITY AUSTRALIA FUND | 220 |
| ARGA INTERNATIONAL DIVERSIFIED VALUE FUND LP | 1.493 |
| ARGA INTERNATIONAL SECTOR-NEUTRAL VALUE EQUITY FUND | 1.644 |
| ARGA INTERNATIONAL VALUE FUND | 136.427 |
| ARIA CO PTY LTD AS TRUSTEE FOR COMBINED INVESTMENTS FUND | 226.044 |
| ARIEL GLOBAL FUND | 106.538 |
| ARIEL INTERNATIONAL DM/EM LLC | 188.681 |
| ARIEL INTERNATIONAL FUND | 564.531 |

* ELENCO DELEGANTI *

| | |
|---|------------|
| ARIZONA STATE RETIREMENT SYSTEM | 507.906 |
| ARKEA DS LIQUIDITES PEA | 450.000 |
| ARKWRIGHT, LLC | 33.207 |
| ARRCO LONG TERME D | 316.320 |
| ARRCO QUANT I | 128.082 |
| ARRCO QUANT II | 81.992 |
| ARROWSTREET (CANADA) GLOBAL ALL-COUNTRY FUND I | 110.091 |
| ARROWSTREET (CANADA) GLOBAL ALL-COUNTRY FUND II | 5.900 |
| ARROWSTREET (CANADA) GLOBAL WORLD ALPHA EXTENSION FUND I | 1.924 |
| ARROWSTREET (DELAWARE) ALPHA EXTENSION FUND LP. | 3.163 |
| ARROWSTREET (DELAWARE) CUSTOM ALPHA EXTENSION FUND Q L.P. | 17.178 |
| ARROWSTREET ACWI ALPHA EXTENSION COMMON VALUES TRUST FUND | 3.286 |
| ARROWSTREET ACWI ALPHA EXTENSION FUND | 5.755 |
| ARROWSTREET ACWI ALPHA EXTN FD II (ITR) | 5.755 |
| ARROWSTREET ACWI EX US ALPHA EXTENSION TRUST FUND U | 103.222 |
| ARROWSTREET CAPITAL GLOBAL EQUITY ALPHA EXTENSION FUND LIMIT. | 5.413 |
| ARROWSTREET CAPITAL GLOBAL EQUITY ALPHA EXTENSION FUND LIMITED | 8.836 |
| ARROWSTREET CAPITAL NEWBURY FUND LIMITED | 20.584 |
| ARROWSTREET COLLECTIVE INVESTMENT TRUST | 698.526 |
| ARROWSTREET GLOBAL EQUITY FUND | 120.931 |
| ARROWSTREET INTERNATIONAL EQUITY EAFE ALPHA EXTENSION FUND | 5.737 |
| ARROWSTREET INTERNATIONAL EQUITY WORLD EX US ALPHA EXTENSION | 44.633 |
| ARROWSTREET INTERNATIONAL EQUITY WORRLD EX US ALPHA EXTENSION CIT | 11.033 |
| ARROWSTREET INVESTMENT TRUST -ARROWSTREET EAFE ALPHA EXTENSION TRUST FUND | 21.940 |
| PORTFOLIO MARGIN ACC | |
| ARROWSTREET US GROUP TRUST | 50.745 |
| ARROWSTREET US GROUP TRUST - ARROWST INTERNATIONAL EQ-EAFE ALPHA EX FD A SB-FD OF | 5.950 |
| ARROWSTREET US GP TS PORTFOLIO MARGIN | |
| ARROWSTREET US GROUP TRUST - ARROWSTREET INTERNATIONAL EQUITY ALPHA EXT FD A SUB-FD | 35.717 |
| OF ARROWSTREET US GRP TST PORTFOLIO | |
| ARROWSTREET US GROUP TRUST-ARROWSTREET INTERNATIONAL EQUITY- | 1.925 |
| ARTEMIS GLOBAL INCOME FUND | 10.656.464 |
| ARTEMIS MONTHLY DISTRIBUTION FUND | 1.843.394 |
| ARVEST FOUNDATION | 1.013 |
| AS (CA) GBL WLD AEF I NON FLIP | 3.290 |
| ASCENSION ALPHA FUND LLC | 21.845 |
| ASIAN DEVELOPMENT BANK | 35.721 |
| ASSET MANAGEMENT EXCHANGE UCITS CCF | 65.516 |
| ASSURDIX | 177.339 |
| ATCP-UI-FONDS | 15.322 |
| ATHENA PRESTIGE EUROPE AEROSPACE & DEFENSE | 322.194 |
| ATHENA PRESTIGE ROBOTIQUE ET INTELLIGENCE ARTIFICIELLE II | 232.556 |
| AURION GLOBAL EQUITY FUND | 6.606 |
| AUSBIL GLOBAL SMALLCAP FUND | 67.606 |
| AUSTRALIAN CAPITAL TERRITORY | 38.283 |
| AUSTRALIAN RETIREMENT TRUST | 755.018 |
| AUSTRALIANSUPER | 497.898 |
| AUTORIDADE MONETARIA DE MACAU | 8.423 |
| AVALON PORTFOLIO II LLC | 11.274 |
| AVIVA INVESTORS | 25.777 |
| AVIVA INVESTORS GLOBAL | 30.872 |
| AVIVA INVESTORS INVESTMENT FUNDS ICVC AVIVA INVESTORS INTERNATIONAL INDEX TRACKING | 30.334 |
| FUND | |
| AVIVA INVESTORS INVESTMENT FUNDS ICVC AVIVA INVESTORS MULTI-STRATEGY TARGET RETURN | 114.200 |
| FUND | |
| AVIVA INVESTORS PASSIVE FUNDS ACS - AI 30:70 GLOBAL EQUITY (CURRENCY HEDGED) INDEX FUND | 10.496 |
| AVIVA INVESTORS PASSIVE FUNDS ACS - AI 50:50 GLOBAL EQUITY INDEX FUND | 228.428 |
| AVIVA INVESTORS PASSIVE FUNDS ACS - AI 60:40 GLOBAL EQUITY INDEX FUND | 53.745 |
| AVIVA INVESTORS PASSIVE FUNDS ACS - AI CONTINENTAL EUROPEAN EQUITY INDEX FUND | 250.185 |
| AVIVA INVESTORS PASSIVE FUNDS ACS - AI DEVELOPED EUROPEAN EX UK EQUITY INDEX FUND | 145.348 |
| AVIVA INVESTORS PASSIVE FUNDS ACS - AI DEVELOPED WORLD EX UK EQUITY INDEX FUND | 107.657 |
| AVIVA INVESTORS PORTFOLIO FUNDS ICVC AVIVA INVESTORS MULTI-ASSET CORE FUND I | 293 |
| AVIVA INVESTORS PORTFOLIO FUNDS ICVC AVIVA INVESTORS MULTI-ASSET CORE FUND II | 5.419 |
| AVIVA INVESTORS PORTFOLIO FUNDS ICVC AVIVA INVESTORS MULTI-ASSET CORE FUND III | 13.490 |
| AVIVA INVESTORS PORTFOLIO FUNDS ICVC AVIVA INVESTORS MULTI-ASSET CORE FUND IV | 10.025 |
| AVIVA INVESTORS PORTFOLIO FUNDS ICVC AVIVA INVESTORS MULTI-ASSET CORE FUND V | 4.504 |
| AVIVA INVESTORS UK FUND SERVICES LIMITED | 180.351 |
| AVIVA LIFE & PENSIONS UK LIMITED | 1.796.313 |
| AVIVA LIFE AND PENSIONS UK LIMITED | 16.423 |
| AWARE SUPER | 437.178 |
| AXA AA DIVERSIFIE INDICIEL I | 143.553 |
| AXA IM ETF ICAV | 3.168 |
| AXA MPS FINANCIAL DESIGNATED ACTIVITY CO | 465.600 |
| AXA MPS PREVIDENZA PER TE - CRESCITA | 612.888 |
| AXA PEA REGULARITE | 624.756 |
| AXA SELECT ACTIONS EUROPE | 220.000 |
| AXA WORLD FUNDS SICAV | 268.000 |
| AZ ALLOCATION-BALANCED BRAVE | 670.000 |
| AZ FUND I AZ ALLOCATION ITALIAN TREND | 1.014.732 |
| AZ FUND I AZ ALLOCATION PIR ITALIAN EXCELLENCE 70 | 671.888 |
| AZ FUND I CGM OPPORTUNISTIC EUROPEAN | 146.000 |



Handwritten signature or initials in blue ink.

*** ELENCO DELEGANTI ***

| | |
|---|------------|
| AZ FUND 1-AZ ALLOCATION-ITALIAN LONG TERM OPPORTUNITIES | 110.000 |
| AZIMUT CAPITAL MANAGEMENT SGR S.P.A | 341.050 |
| AZL DFA INTERNATIONAL CORE EQUITY FUND | 8.643 |
| AZL GLOBAL EQUITY INDEX FUND 114072 AZL MSCI GLOBAL EQU | 8.975 |
| AZL INTERNATIONAL INDEX FUND | 110.282 |
| BANCO CENTRAL DE TIMOR-LESTE (BCTL) | 90.304 |
| BANCOPOSTA AZIONARIO EURO | 11.785 |
| BANCOPOSTA AZIONARIO INTERNAZIONALE | 10.741 |
| BANCOPOSTA DYNAMIC MULTI-ASSET | 13.154 |
| BANCOPOSTA EQUITY ALL COUNTRY | 13.074 |
| BANCOPOSTA EQUITY DEVELOPED COUNTRIES | 19.148 |
| BANCOPOSTA GLOBAL EQUITY HEDGED LTE | 3.260 |
| BANCOPOSTA GLOBAL EQUITY LTE | 26.225 |
| BANCOPOSTA MIX 1 | 734 |
| BANCOPOSTA MIX 2 | 1.983 |
| BANCOPOSTA MIX 3 | 4.127 |
| BANCOPOSTA RINASCIMENTO | 74.676 |
| BANCOPOSTA STRATEGIC INSURANCE DISTRIBUTION | 941 |
| BANK OF BOTSWANA. | 7.707 |
| BANK OF KOREA | 1.687 |
| BANSABADELL 1006, FONDO DE PENSIONES | 1.818 |
| BANSABADELL 1007, FONDO DE PENSIONES | 2.583 |
| BANSABADELL 1008, FONDO DE PENSIONES | 2.544 |
| BANSABADELL 1009, FONDO DE PENSIONES | 3.938 |
| BANSABADELL 59, FONDO DE PENSIONES | 2.010 |
| BANSABADELL 60, FONDO DE PENSIONES | 1.948 |
| BANSABADELL 62, FONDO DE PENSIONES | 2.072 |
| BANSABADELL 64, FONDO DE PENSIONES | 1.611 |
| BANSABADELL 65, FONDO DE PENSIONES | 652 |
| BANSABADELL 66, FONDO DE PENSIONES | 441 |
| BANSABADELL 67, FONDO DE PENSIONES | 359 |
| BANSABADELL 68, FONDO DE PENSIONES | 212 |
| BANSABADELL PREVISION EPSV INDIVIDUAL | 1.454 |
| BARCLAYS MULTI-MANAGER FUND PLC | 67.156 |
| BASSWOOD INTERNATIONAL FUND LP | 38.464 |
| BASSWOOD INTERNATIONAL FUND LTD. C/O IMS FUND SERVICES | 23.725 |
| BASSWOOD INTERNATIONAL LONG ONLY FUND LTD. C/O INTERNATIONAL MGMT. SERVICES LTD. | 32.980 |
| BAY POND INVESTORS (BERMUDA)LP C/O WELLINGTON MANAGEMENT CO | 8.129 |
| BAY POND SELECT OPPORTUNITIES MASTER FUND (CAYMAN) L.P.C/O WELLINGTON ALTERNATIVE | 236.902 |
| INVESTMENTS LLC ACTING AS IA | |
| BAYERNINVEST 375-FONDS | 130.000 |
| BAYERN-INVEST KA1-FONDS | 46.000 |
| BAYERNINVEST KVG GMBH | 182.938 |
| BAYERNINVEST PAE-FONDS | 79.648 |
| BAYERNINVEST PEE-FONDS | 27.000 |
| BBPLC CLIENT ACCOUNT BARCLAYS BANK PLC | 300.000 |
| BCT POOLED INVESTMENT FUND SERIES SMART EUROPEAN EQUITY FUND | 27.957 |
| BDF FONDS E ACTIONS EUROPEENNES | 62.000 |
| BEAR CREEK INVESTMENT LLC | 33.564 |
| BEAT DRUGS FUND ASSOCIATION | 3.229 |
| BEL EQUITY EUROPE | 365.630 |
| BENKERT OLIVIER | 50 |
| BESSEMER TRUST CO CLEARING ACCT | 1.918 |
| BEST INVESTMENT CORPORATION | 16.038 |
| BESTSELECT - UBS SRI GLOBAL EQUITY | 15.185 |
| BETASHARES GLOBAL SHARES ETF | 50.948 |
| BEWAARSTICHTING NNIP I | 219.502 |
| BI AKTIENFONDS | 180.154 |
| BIRELEY'S ORANGE JAPAN, S.A. | 16.614 |
| BLACKROCK ASSET MANAGEMENT SCHWEIZ AG FOR ISHARES WORLD EX SWITZERLAND ESG | 76.060 |
| SCREENED EQUITY INDEX | |
| BLACKROCK AUTHORISED CONTRACTUAL SCHEME I | 3.376.174 |
| BLACKROCK BALANCED PORTFOLIO OF BLACKROCK SERIES FUND, INC. | 657 |
| BLACKROCK CDN MSCI ACWI EX-CANADA INDEX FUND | 40.325 |
| BLACKROCK CDN MSCI EAFE EQUITY INDEX FUND | 365.312 |
| BLACKROCK CDN WORLD INDEX FUND | 138.259 |
| BLACKROCK COMMON CONTRACTUAL FUNDS | 171.060 |
| BLACKROCK DYNAMIC HIGH INCOME PORTFOLIO OF BLACKROCK FUNDS II | 6.443 |
| BLACKROCK FUND MANAGERS LTD | 14.103.310 |
| BLACKROCK FUNDS I ICAV | 78.111 |
| BLACKROCK GLOBAL FUNDS | 21.921.252 |
| BLACKROCK GLOBAL INDEX FUNDS | 178.485 |
| BLACKROCK INDEX SELECTION FUND | 1.533.361 |
| BLACKROCK INSTITUTIONAL POOLED FUNDS PLC | 260.342 |
| BLACKROCK INSTITUTIONAL TRUST COMPANY, N.A. INVESTMENT FUNDS FOR EMPLOYEE BENEFIT | 17.088.348 |
| TRUSTS | |
| BLACKROCK INTERNATIONAL INDEX V.I. FUND OF BLACKROCK VARIABLE SERIES FUNDS, INC. | 28.471 |
| BLACKROCK LIFE LIMITED | 37.365 |
| BLACKROCK LIFE LTD | 482.221 |
| BLACKROCK MANAGED VOLATILITY V.I. FUND OF BLACKROCK VARIABLE SERIES FUNDS, INC. | 10.836 |
| BLACKROCK MSCI EAFE EQUITY INDEX NON-LENDABLE FUND B | 398.220 |



* ELENCO DELEGANTI *


| | |
|---|-----------|
| BLACKROCK MULTI-ASSET INCOME PORTFOLIO OF BLACKROCK FUNDS II | 30.217 |
| BLACKROCK SOLUTIONS FUNDS ICAV | 351.596 |
| BLACKROCK STRATEGIC FUNDS | 154.647 |
| BLACKROCK SYSTEMATIC TOTAL ALPHA MASTER FUND LTD. | 85.637 |
| BLACKROCK TACTICAL OPPORTUNITIES FUND OF BLACKROCK FUNDS | 195.943 |
| BLACKROCK UCITS CCF | 119.983 |
| BLL GLOBAL EQ LARGE CAP SCR INX F | 81.418 |
| BLUEHARBOUR MAP I LP | 212.568 |
| BLUEPEARL MAP I LP | 1.678.895 |
| BMO INTERNATIONAL DIVIDEND ETF | 287.299 |
| BMO MSCI EAFE INDEX ETF | 727.450 |
| BNP PARIBAS APOLLO CYBERSECURITE | 55.571 |
| BNP PARIBAS APOLLO GLOBAL WATER | 86.166 |
| BNP PARIBAS APOLLO MEDICAL TECH | 88.607 |
| BNP PARIBAS APOLLO.ROBOTIQUE ET INTELLIGENCE ARTIFICIELLE | 265.299 |
| BNP PARIBAS APOLLO THEMATIC ENERGY | 135.963 |
| BNP PARIBAS ATHENA PRESTIGE ROBOTIQUE ET INTELLIGENCE ARTIFICIELLE | 1.036.668 |
| BNP PARIBAS ATHENA PRESTIGE S&P 100 | 628.172 |
| BNP PARIBAS B PENSION BALANCED | 1.623.990 |
| BNP PARIBAS B PENSION GROWTH | 466.085 |
| BNP PARIBAS B PENSION STABILITY | 99.092 |
| BNP PARIBAS EASY - MSCI EUROPE | 9.111 |
| BNP PARIBAS EASY ICAV - BNP PARIBAS EASY MSCI ACWI SRI PAB UCITS ETF | 888 |
| BNP PARIBAS EASY ICAV - BNP PARIBAS EASY MSCI WORLD MIN TE UCITS ETF | 7.273 |
| BNP PARIBAS EASY ICAV - BNP PARIBAS EASY MSCI WORLD UCITS ETF | 3.054 |
| BNP PARIBAS EASY MSCI EMU MIN TE | 423.867 |
| BNP PARIBAS EASY MSCI EUROPE MIN TE | 472.082 |
| BNP PARIBAS EQUITY - FOCUS ITALIA | 9.165 |
| BNP PARIBAS FUNDS - EUROPE SMALL CAP | 1.179.384 |
| BNP PARIBAS FUNDS - SEASONS | 336.985 |
| BNP PARIBAS MIDCAP FRANCE | 658.110 |
| BNP PARIBAS SMALLCAP EUROLAND ISR | 3.193.139 |
| BNPP MODERATE - FOCUS ITALIA | 39.098 |
| BNY MELLON GLOBAL FUNDS PLC | 613.914 |
| BNY MELLON INTERNATIONAL EQUITY ETF | 91.067 |
| BNY MELLON INTERNATIONAL STOCK INDEX FUND | 30.979 |
| BNYM MELLON CF SL INTERNATIONAL STOCK INDEX FUND | 105.483 |
| BNYM MELLON DT NSL INTERNATIONAL STOCK INDEX FUND | 62.309 |
| BNZ WHOLESALE INTERNATIONAL EQUITIES (INDEX) FUND | 33.517 |
| BNZ WHOLESALE INTERNATIONAL EQUITIES FUND | 82.309 |
| BOARD OF PENSIONS OF THE EVANGELICAL LUTHERAN CHURCH IN AMER | 252.482 |
| BOARD OF TRUSTEES OF THE NATIONAL PROVIDENT FUND AS TRUSTEE OF THE GLOBAL ASSET TRUST | 1.380 |
| BOCI PRUDENTIAL TRUSTEE LIMITED BOCPIFS EUIF | 141.893 |
| BOURBON I | 222.476 |
| BPI GLOBAL INVESTMENT FUND- BPI EUROPEAN FINANCIAL EQUITIES L/S | 75.000 |
| BPI GLOBAL INVESTMENT FUND- PERSEO FUND | 10.417 |
| BREVAN HOWARD ALPHA STRATEGIES MASTER FUND LIMITED | 451.998 |
| BREVAN HOWARD EMERGING MARKETS MULTI-STRATEGY MASTER FUND LI | 452.001 |
| BREVAN HOWARD MASTER FUND LIMITED | 452.001 |
| BRIDGE BUILDER INTERNATIONAL E | 116.304 |
| BRIE PICARDIE EQUILIBRE | 1.197 |
| BRIGHTER SUPER | 12.495 |
| BRIGHTHOUSE FUNDS TRUST II METLIFE MSCI EAFE INDEX PORTFOLIO | 139.728 |
| BRITISH COAL STAFF SUPERANNUATION SCHEME | 61.456 |
| BRITISH COLUMBIA INVESTMENT MANAGEMENT CORPORATION. | 2.813 |
| BRUNSWICK UNIT 2 QUALIFIED NUCLEAR | 35.401 |
| BS PREVISION EMPRESAS EPSV DE EMPLEO | 306 |
| BSF FORMUE EUR EQUITY INDEX FUND | 71.043 |
| BT EUROPEAN SHARE FUND | 34.495 |
| BUILDERS ASSET MANAGEMENT WATER LLC | 45.193 |
| BUMA-UNIVERSAL-FONDS I | 31.507 |
| BUREAU OF LABOR FUNDS - LABOR RETIREMENT FUND | 69.896 |
| BUREAU OF LABOR FUNDS-LABOR INSURANCE FUND | 420 |
| BUREAU OF LABOR FUNDS-LABOR PENSION FUND | 289.210 |
| BUREAU OF PUBLIC SERVICE PENSION FUND | 6.227 |
| BUSS (QUEENSLAND) POOLED SUPERANNUATION TRUST | 5.935 |
| CA SA EXPANSION ESG | 33.986 |
| CA VITA PIR AZ | 41.000 |
| CA VITA PIR BIL | 37.600 |
| CAISSE DE PR?VOYANCE DU PERSONNEL DE L'ETAT | 5.995 |
| CAIXABANK ASSET MANAGEMENT, SGIIC, S.A. | 2.328.327 |
| CAIXABANK WEALTH SICAV | 44.000 |
| CAIXABANK WEALTH SICAV - CAIXABANK WEALTH LEGERE FUND (CAIXA) | 28.000 |
| CAIXABANK WEALTH SICAV-CAIXABANK WEALTH KOTINOS | 7.000 |
| CALCIUM QUANT | 139.608 |
| CALIFORNIA PUBLIC EMPLOYEES RETIREMENT SYSTEM | 3.114.087 |
| CALIFORNIA STATE TEACHERS' RETIREMENT SYSTEM | 2.795.841 |
| CALVERT CLIFFS NUCLEAR POWER PLANT UNIT TWO QUALIFIED FUND | 1 |
| CALVERT INTERNATIONAL RESPONSIBLE INDEX ETF | 23.528 |
| CALVERT INTERNATIONAL RESPONSIBLE INDEX FUND | 95.993 |
| CALVERT VP EAFE INTERNATIONAL INDEX PORTFOLIO | 20.659 |



Handwritten initials 'AM' in blue ink.

* ELENCO DELEGANTI *

| | |
|--|-----------|
| CAMBRIDGE UNIVERSITY ALL WORLD EQUITY FD | 16.508 |
| CAMBRIDGE UNIVERSITY DEVELOPED MARKETS EQUITY FUND | 4.024 |
| CAMBRIDGESHIRE COUNTY COUNCIL PENSION FUND | 5.994 |
| CANADA PENSION PLAN INVESTMENT BOARD (CPPIB) | 4.952.647 |
| CANADIAN BROADCASTING CORPORATION PENSION PLAN | 384.330 |
| CANTOR FITZGERALD ASSET MANAGEMENT EUROPE | 1.613.319 |
| CANTOR FITZGERALD INVESTMENT TRUST | 305.702 |
| CAPULA TAIL RISK MASTER FUND LIMITED | 12.664 |
| CARDANO COMMON CONTRACTUAL FUND | 10.382 |
| CARDANO ESG TRANSITION ENHANCED INDEX EQUITY EUROPE | 99.211 |
| CARDANO ESG TRANSITION ENHANCED INDEX EQUITY GLOBAL | 260.440 |
| CARDANO ESG TRANSITION ENHANCED INDEX EQUITY GLOBAL (I) | 40.871 |
| CARDIF BNPP AM SMALL CAP EUROPE | 286.987 |
| CARDIF BNPP IP SMID CAP EURO | 405.066 |
| CARESUPER | 67.272 |
| CARMIGNAC ABSOLUTE RETURN EUROPE | 225.994 |
| CARMIGNAC PORTFOLIO ABSOLUTE RETURN EUROPE | 73.254 |
| CARMIGNAC PORTFOLIO LONG-SHORT EUROPEAN EQUITIES | 4.821.487 |
| CARP INDO | 122.104 |
| CARPIMKO PTES ET MOYENNES CAPI C | 341.684 |
| CARTERA BELLVER SICAV S.A. | 251.772 |
| CARTIERE KILLIAN | 50 |
| CASEY FAMILY PROGRAMS | 90.784 |
| CATERPILLAR INC. MASTER RETIREMENT TRUST | 12.454 |
| CATERPILLAR INVESTMENT TRUST. | 10.805 |
| CAXTON INTERNATIONAL LIMITED | 267.989 |
| CAYMAN ISLANDS CHAMBER OF COMMERCE PENSION FUND | 12.611 |
| CB SPAIN IICS CLIENTS ASSETS EXEMPT | 153.262 |
| CBK GLOBAL SICAV - ALTERNATIVE STRATEGIES FUND (ANIMA) | 619.861 |
| CCCVM TRANSITION ACTS MONDIALES | 1 |
| CENTRAL BANK OF IRELAND MSCI PAB | 33.173 |
| CENTRAL PENSION FUND OF THE INTERNATIONAL UNION OF OPERATING ENGINEERS AND PARTICIPATING EMPLOYERS | 221.249 |
| CENTRAL PROVIDENT FUND BOARD | 4.377 |
| CERES FONDS D ACTIONS MONDE | 11.844 |
| CERVURITE INTERNATIONAL LLC | 33.065 |
| CETAKU GERI | 400 |
| CFSIL RE CNEALTH GS FD 16 | 50.525 |
| CFSIL RE COLONIAL FS INV FUND 55 | 69.812 |
| CFSIL-COMMONWLTH GBL SHARE FD,17 | 71.188 |
| CG TPT AUTHORISED CONTRACTUAL SCHEME | 10.943 |
| CH FINANCIAL OPPORTUNITY TENAX | 948.366 |
| CHARLES C. GATES TRUST OF 6/30/1941 | 19.103 |
| CHEVRON MASTER PENSION TRUST | 10.892 |
| CHEVRON UK PENSION TRUSTEE LIMITED AS TRUSTEE OF THE CHEVRON. | 5.653 |
| CHURCH COMMISSIONERS FOR ENGLAND | 526.459 |
| CHURCH OF ENGLAND INVESTMENT FUND FOR PENSIONS. | 21.937 |
| CIBC EUROPEAN INDEX FUND | 10.011 |
| CIBC INTERNATIONAL EQUITY INDEX ETF | 29.225 |
| CIBC INTERNATIONAL EQUITY INDEX POOL | 5.402 |
| CIBC INTERNATIONAL INDEX FUND | 145.267 |
| CIAPP - CAISSE INTER-ENTREPRISES DE PREVOYANCE PROFESSIONNELLE | 182.901 |
| CIN BELGIUM LIMITED | 768 |
| CINCTIVE GLOBAL MASTER FUND LTD. C/O MAPLES CORPORATE SERVICES LIMITED | 9.630 |
| CINDY SPRINGS LLC | 126.528 |
| CIP COURTIERS TR BALANCED RK FUND | 420.000 |
| CIP COURTIERS TR CAUTIOUS RK FUND | 170.000 |
| CIP COURTIERS TR GROWTH RK FUND | 190.000 |
| CITI RETIREMENT SAVINGS PLAN | 74.232 |
| CITICORP TRUSTEE (SINGAPORE) LIMITED AS TRUSTEE FOR AND ON B | 228.357 |
| CITITRUST LIMITED | 111.970 |
| CITITRUST LIMITED AS TRUSTEE OF BLACKROCK PREMIER FUNDS-BLACKROCK WORLD EQUITY INDEX FUND | 15.658 |
| CITW FUND LP | 1.474 |
| CITY OF EDMONTON EQUITY UNIT TRUST | 29.047 |
| CITY OF LOS ANGELES FIRE AND POLICE PENSION PLAN | 233.249 |
| CITY OF NEW YORK GROUP TRUST | 1.127.399 |
| CITY OF PHILADELPHIA PUBLIC EMPLOYEES RETIREMENT SYSTEM. | 121.650 |
| CITY UNIVERSITY OF NEW YORK | 1.742 |
| CL CENTRE MANCHE | 5.899 |
| CLEARWATER INTERNATIONAL FUND | 55.027 |
| CLINTON NUCLEAR POWER PLANT QUALIFIED FUND. | 5.481 |
| CM-AM EUROPE GROWTH | 1.350.000 |
| CM-AM EUROPE VALUE | 532.098 |
| CMAF SRPM FUND LIMITED C/O MAPLES CORPORATE SERVICES LIMITED | 1.430 |
| CNBF RB LBP ACTION EURO | 74.073 |
| CNBF RC LBP ACTION EURO | 121.203 |
| CNP ACTIONS EUROPE AMUNDI | 444.304 |
| CNP ASSUR EDAM ACTIONS EUROPE | 370.000 |
| CNP ASSUR SMID CAP EUROPE | 246.623 |
| CNP ASSUR VALUE ET MOMENTUM | 26.300 |




Handwritten signature or initials in blue ink.

* ELENCO DELEGANTI *

| | |
|--|-----------|
| CNP ECHIQUIER VALUE EUROPE | 546.961 |
| CO PERATIE KLA VERBLAD VERZEKERINGEN UA | 19.818 |
| COINVEST LIMITED | 38.666 |
| COLLEGE RETIREMENT EQUITIES FUND | 1.228.849 |
| COLONIAL FIRST STATE INVESTMENT FUND 50. | 44.939 |
| COLONIAL FIRST STATE SPECIALIST FUND 4 | 14.809 |
| COLONIAL FIRST STATE WHOLESALE INDEXED GLOBAL SHARE FUND.. | 115.349 |
| COLUMBIA RESEARCH ENHANCED INTERNAT IONAL EQUITY ETF | 770 |
| COLUMBIA THREADNEEDLE (IRL) ICAV | 4.248 |
| COLUMBIA THREADNEEDLE (UK) ICVCIII - CT UNIVERSAL MAP INCOME FUND | 6.275 |
| COMMINGLED PENSION TRUST FUND (EAFE EQUITY INDEX) OF JP MORGAN CHASE BANK, N.A. | 1.020.908 |
| COMMONFUND STRATEGIC SOLUTIONS GLOBAL EQUITY, LLC | 7.796 |
| COMMONWEALTH OF MASSACHUSETTS EMPLOYEES DEFERRED COMPENSATION PLAN | 11.312 |
| COMMONWEALTH SUPERANNUATION CORPORATION AS TRUSTEE FOR ARIA | 185.084 |
| COMPROMISO MEDIOLANUM FI | 1.189 |
| CONNECTICUT GENERAL LIFE INSURANCE COMPANY | 35.673 |
| CONNOR CLARK & LUNN COLLECTIVE INVESTMENT TRUST | 253 |
| CONSERVATION INTERNATIONAL FOUNDATION, INC. | 525 |
| CONSOLIDATED EDISON RETIREMENT PLAN | 74.759 |
| CONSTELLATION FITZPATRICK QUALIFIED FUND | 7.507 |
| CONSTELLATION PEACH BOTTOM UNIT 1 QUALIFIED FUND. | 1.276 |
| CONSTRUCTION AND BUILDING UNIONS SUPERANNUATION FUND | 703.797 |
| CONSUMERS ENERGY COMPANY NON-UNION WELFARE BENEFIT TRUST TO PROVIDE FOR RETIREE | 3.510 |
| HEALTH CARE AND | |
| CONTAMINE MAXIME | 35 |
| CONTI DIVERSIFIE | 66.203 |
| COUNTY EMPLOYEES AND OFFICERS ANNUITY AND BENEFIT FUND OF COOK COUN | 361.343 |
| COUNTY EMPLOYEES ANNUITY AND BENEFIT FUND OF COOK COUNTY | 767.077 |
| COUNTY EMPLOYEES ANNUITY AND BENEFIT FUND OF COOK COUNTY | 73.033 |
| COURTIERS GLOBAL (EX-UK) EQUITYINCOME FUND | 208.000 |
| CPPIB MAP CAYMAN SPC-SEGREGATED PORTFOLIO H MAN SOLUTIONS LTD | 18.969 |
| CPR ACTIONS EURO PREMIUM SELECT | 7.987 |
| CREDIT SUISSE INDEX FUND (LUX) | 962.344 |
| CRELAN INVEST BALANCED | 71.378 |
| CRELAN INVEST CONSERVATIVE | 10.037 |
| CRELAN INVEST DYNAMIC | 37.301 |
| CROWN MANAGED ACCOUNTS SPC-CROWN/LONG SHORT 42 SEGREGATED PO | 67.654 |
| CSAA INSURANCE EXCHANGE | 4.421 |
| CUKL COURTIERS ETHICAL VALUE EQT FD | 46.000 |
| CUNEO SOLARI JUAN BAUTISTA | 29.927 |
| CUSTODY BANK OF JAPAN LTD. AS TRUSTEE FOR STB GS GLOBAL (EX | 32.497 |
| CUSTODY BANK OF JAPAN, LTD. AS TRUSTEE FOR JAPAN SCIENCE AND TECHNOLOGY AGENCY | 130.511 |
| 16619-9962 | |
| CUSTODY BANK OF JAPAN, LTD. AS TRUSTEE FOR JAPAN SCIENCE AND TECHNOLOGY AGENCY | 15.812 |
| 16619-9975 | |
| CUSTODY BANK OF JAPAN, LTD. AS TRUSTEE FOR MIZUHO TRUST & BANKING CO., LTD. AS TRUSTEE | 369.259 |
| FOR INTERNATIONAL EQUITY PASSIVE | |
| CUSTODY BANK OF JAPAN, LTD. RE: STB EUROPE EQUITY MOTHER FUND II | 1.552 |
| CUSTODY BANK OF JAPAN, LTD. RE: STB FOREIGN STOCK INDEX MOTHER FUND(CURRENCY HEDGED) | 25.673 |
| DAWN L AARON TRUST | 18.516 |
| DC-AKTIE-FONDS | 8.194 |
| DEAM FONDS ZDV | 13.325 |
| DEGUSSA RENTEN UNIVERSAL-FONDS | 470.498 |
| DEKA INTERNATIONAL S.A. W/DEKA-ESG AKTIEN EUROPA | 424.200 |
| DEKA INTERNATIONAL S.A. W/DEKA-ESG BALANCE | 8.612 |
| DEKA INTERNATIONAL S.A. W/DEKA-EUROPAVALUE | 14.178 |
| DEKA INTERNATIONAL S.A. W/DEKA-IMPACT AKTIEN | 495.000 |
| DEKA INVESTMENT GMBH GLOBALE AKTIEN | 113.206 |
| DEKA INVESTMENT GMBH KVR FONDS AKTIEN EU | 73.696 |
| DEKA INVESTMENT GMBH W/A-BGLN-FONDS W/A-BGLN-BANTLEON | 6.829 |
| DEKA INVESTMENT GMBH W/DEKA MSCI EMU CLIMATE CHANGE ESG CTB UCITS ETF | 65.626 |
| DEKA INVESTMENT GMBH W/DEKA MSCI EUROPE CLIMATE CHANGE ESG CTB UCITS ETF | 60.808 |
| DEKA INVESTMENT GMBH W/DEKA MSCI EUROPE UCITS ETF | 225.090 |
| DEKA INVESTMENT GMBH W/DEKA MSCI WORLD CLIMATE CHANGE ESG UCITS ETF | 35.554 |
| DEKA INVESTMENT GMBH W/DEKA MSCI WORLD UCITS ETF | 121.749 |
| DEKA INVESTMENT GMBH W/DEKA STARKENBURG U04 AKTIEN BANTLEON | 42.147 |
| DEKA INVESTMENT GMBH W/DEKA-EUROPASELECT | 150.000 |
| DEKA INVESTMENT GMBH W/DEKAFONDS-RA-HH W/DWS AKTIEN | 20.935 |
| DEKA INVESTMENT GMBH W/DEKA-MULTI ASSET EUROPA FOKUS AS | 57.000 |
| DEKA INVESTMENT GMBH W/KREBSHILFE 1-FONDS | 14.805 |
| DEKA INVESTMENT GMBH W/SKYHOOK INVEST - DEKA | 753 |
| DEKA INVESTMENT GMBH W/TREVALIS U01 | 63.471 |
| DEKA INVESTMENT GMBH W/TREVALIS U02 | 744 |
| DEKA INVESTMENT GMBH W/TUT-MASTERFONDS W/A-DAGOBERT U02 | 1.218 |
| DEKA INVESTMENT GMBH W/WERTPAPIERSTRATEGIEPORTFOLIO STIFTUNGEN W/U02 | 27.564 |
| DEKA INVESTMENT GMBH W/WI AKTIEN EUROPA VALUE | 151.675 |
| DEKA VALUE PLUS | 701.940 |
| DEKA VERMOEGENSMANAGEMENT GMBH, NIEDERLASSUNG LUXEMBURG W/IFM-INVEST AKTIEN | 34.262 |
| EUROPA | |
| DELA NATURA- EN LEVENSVERZEKERINGEN N.V. | 17.144 |
| DELFINCO LP | 50.148 |

* ELENCO DELEGANTI *


| | |
|---|------------|
| DESJARDINS INTERNATIONAL EQUITYIND EX ETF | 95.948 |
| DESJARDINS RI DEVELOPED EXUSA EXCANADA LOW CO2 INDEX ETF | 2.885 |
| DESJARDINS SECURITE FINANCIERE COMPAGNIE D' ASSURANCE VIE | 5.916 |
| DESTINATIONS INTERNATIONAL EQU | 34.002 |
| DETROIT EDISON QUALIFIED NUCLEAR DECOMMISSIONING TRUST | 27.832 |
| DEUTSCHE DCG EQ | 5.859 |
| DEVELOPED EX-FOSSIL FUEL INDEX FUND B (FTDEVXFF) | 8.229 |
| DFA ALL COUNTRY EX US EQUITY MARKET SUBTRUST OF DFA GROUP TRUST | 101.247 |
| DIEZE | 3.910 |
| DILLON MARKETABLE SECURITIES COMMON TRUST FUND. | 14.802 |
| DIMENSIONAL FUNDS PLC | 1.661.374 |
| DIMENSIONAL GLOBAL SUSTAINABILITY TRUST | 14.791 |
| DIMENSIONAL INTERNATIONAL VALUE ETF OF DIMENSIONAL ETF TRUST | 988.726 |
| DIMENSIONAL INTERNATIONAL VECTOR EQUITY ETF OF DIMENSIONAL E | 18.666 |
| DINU DINU EMILIAN | 1 |
| DIVERSIFIE SOLIDAIRE JAS HENNESSY AND CO | 2.637 |
| DIVERSIFIED EQUITY MASTER PORTFOLIO OF MASTER INV PORTFOLIO | 87.929 |
| DNCA ACTIONS EURO PME | 645.050 |
| DNCA INVEST - DI EXPLORER SMID EUR | 429.200 |
| DNCA INVEST ARCHER MID CAP EUROPE | 2.960.940 |
| DPAM B EQUITIES EUROPE INDEX | 160.000 |
| DPAM DBI RDT B EQUITIES EMU INDEX | 221.000 |
| DUKE ENERGY QUALIFIED NUCLEAR DECOMMISSIONING | 91.555 |
| DUNHAM INTERNATIONAL STOCK FUND | 7.148 |
| DWS INVESTMENT GMBH | 114.056 |
| DWS INVESTMENT GMBH FOR DEAM FONDS STK | 1.042 |
| DWS INVESTMENT GMBH FOR DEAM-FONDS CPT | 4.614 |
| DWS INVESTMENT GMBH FOR DEAMFONDS GSK 1 | 22.585 |
| DWS INVESTMENT GMBH FOR DEAMFONDS KGPENSIONEN | 9.295 |
| DWS INVESTMENT GMBH FOR DEAMFONDS PG EQ | 22.000 |
| DWS INVESTMENT GMBH FOR DWS QI EUROPEAN EQUITY | 94.105 |
| DWS INVESTMENT GMBH FOR DWS SYSTEMATIC EUROPEAN EQUITY | 24.849 |
| DWS INVESTMENT GMBH FOR DWS VORSORGE AS (DYNAMIK) | 13.809 |
| DWS INVESTMENT GMBH FOR DWS VORSORGE AS (FLEX) | 5.364 |
| DWS INVESTMENT GMBH FOR DWS-FONDS SFT MASTER | 3.290 |
| DWS INVESTMENT GMBH FOR MULTI-INDEX EQUITY FUND | 15.129 |
| DWS INVESTMENT GMBH ON BEHALF OF DWS FONDS BPT | 270.000 |
| DWS INVESTMENT GMBH ON BEHALF OF DWS FONDS ZDV EVO | 2.383 |
| DWS MULTI ASSET PIR FUND | 65.000 |
| DYNAMIC ACTIVE GLOBAL FINANCIALSERVICES ETF | 16.288 |
| DYNAMIC PROFILE FINECO AM FUND I | 10.693 |
| DYNAMIC PROFILE FINECO AM FUND V | 138.889 |
| DYNAMIC PROFILE FINECO AM FUND VI | 160.127 |
| DYNAMIC PROFILE FINECO AM FUND VII | 116.945 |
| DYNASTY INVEST LTD | 4.093 |
| E TRADE NO FEE INTERNATIONAL INDEX FUND | 3.402 |
| EAST SUSSEX PENSION FUND | 6.788 |
| EBK-AKTIEUNIVERSAL-FONDS | 139.015 |
| ECHIQUEUR SMID BLEND EURO SRI | 1.163.556 |
| EDR SICAV EQUITY EURO SOLVE | 98.216 |
| EDR SICAV EUROPEAN CATALYSTS | 110.866 |
| ELEVA ABSOLUTE RETURN EUROPE FUND | 860.490 |
| ELEVA GLOBAL MULTI OPPORTUNITIES FUND | 311.068 |
| ELO MUTUAL PENSION INSURANCE COMPANY ELO MUTUAL PENSION INSURANCE COMPANY | 180.100 |
| EMBO-FONDS | 54.640 |
| EMERGENCY SERVICES SUPERANNUATION SCHEME | 10.403 |
| EMPLOYEES RETIREMENT FUND OF THE CITY OF DALLAS. | 98.480 |
| EMPLOYEES RETIREMENT SYSTEM OF GEORGIA | 249.328 |
| EMPLOYEES RETIREMENT SYSTEM OF THE CITY OF BALTIMORE | 109.011 |
| EMPOWER ANNUITY INSURANCE COMPANY | 75.644 |
| EMU EQUITY | 29.473 |
| ENERGY INSURANCE MUTUAL LIMITED | 16.920 |
| ENHANCED INDEX INTERNATIONAL SHARE FUND | 5.940 |
| ENPAM | 3.184.678 |
| ENSIGN PEAK ADVISORS INC | 68.851 |
| ENTE NAZIONALE DI PREVIDENZA ED ASSISTENZA DEI MEDICI E DEGLI ODONTOIATRI | 40.735.792 |
| EPARGNE MODEDEREE THALES | 23.321 |
| EPARGNE SOLIDAIRE EQUILIBRE THALES | 34.181 |
| EPS | 34.100 |
| EPSILON ASSOCIATI SGR - EPSILONGR DLONGRUN | 934 |
| EPSILON ASSOCIATI SGR - EPSILONGR QRETURN | 20.177 |
| EQ ADVISORS TRUST - ATM INTERNATIONAL MANAGED VOLATILITY PORTFOLIO | 105.685 |
| EQ ADVISORS TRUST - EQ/AB DYNAMIC AGGRESSIVE GROWTH PORTFOLIO | 18.864 |
| EQ ADVISORS TRUST - EQ/AB DYNAMIC GROWTH PORTFOLIO | 21.587 |
| EQ ADVISORS TRUST - EQ/AB DYNAMIC MODERATE GROWTH PORTFOLIO | 29.038 |
| EQ ADVISORS TRUST - EQ/GLOBAL EQUITY MANAGED VOLATILITY PORTFOLIO | 37.712 |
| EQ ADVISORS TRUST - EQ/INTERNATIONAL CORE MANAGED VOLATILITY PORTFOLIO | 58.409 |
| EQ ADVISORS TRUST - EQ/INTERNATIONAL MANAGED VOLATILITY PORTFOLIO | 166.454 |
| EQUIPSUPER | 32.741 |
| EQUITABLE FINANCIAL LIFE INSURANCE COMPANY | 13.473 |
| ERAFP ACTIONS EURO I | 827.845 |



[Handwritten signature]

* ELENCO DELEGANTI *


| | |
|---|-----------|
| ERAPP ACTIONS EURO IV | 1.301.461 |
| ERI BAYERNINVEST FONDS AKTIEN EUROPA | 65.227 |
| ERISA ACTIONS GRANDES VALEURS | 716.000 |
| ESKOM PENSION AND PROVIDENT FUND | 11.492 |
| ESSENTIA HEALTH | 6.723 |
| ETORO EUROPE LTD | 46 |
| EURIZON AM RILANCIO ITALIA TR | 10.000 |
| EURIZON AM SICAV | 10.045 |
| EURIZON AZIONI AREA EURO | 408.765 |
| EURIZON AZIONI EUROPA | 634.021 |
| EURIZON AZIONI INTERNAZIONALI | 546.339 |
| EURIZON AZIONI ITALIA | 2.900.437 |
| EURIZON CAP SGR-RENDITA | 8.950 |
| EURIZON DYNAMIC STEP TO GLOBAL TRENDS | 11.601 |
| EURIZON FUND | 4.609.338 |
| EURIZON FUND II | 418.826 |
| EURIZON INVESTMENT SICAV | 170.362 |
| EURIZON NEXT 2.0 | 339.109 |
| EURIZON PIR ITALIA AZIONI | 77.877 |
| EURIZON PROGETTO ITALIA 40 | 370.396 |
| EURIZON PROGETTO ITALIA 70 | 656.475 |
| EURIZON STEP 70 PIR ITALIA GIUGNO 2027 | 60.000 |
| EURIZON STEP TO GLOBAL TRENDS | 4.347 |
| EUROPEAN CENTRAL BANK | 77.463 |
| EVA VALLEY MA1 LLC | 9.891 |
| EVOVEST GLOBAL EQUITY FUND II L.P. | 18.912 |
| EXELON CORPORATION EMPLOYEES BENEFIT TRUST FOR MANAGEMENT EM | 91 |
| EXELON CORPORATION EMPLOYEES' BENEFIT TRUST FOR UNION EMPLOYEES | 3.944 |
| EXELON CORPORATION PENSION MASTER RETIREMENT TRUST | 179.356 |
| F.M. KIRBY TRUST DATED 1/3/75 F/B/O ALIC | 2.710 |
| F.M. KIRBY TRUST DATED 1/3/75 F/B/O S. D | 13.077 |
| FABRIS SILVANO | 2.000 |
| FACTORY MUTUAL INSURANCE COMPANY | 267.311 |
| FAMILY INVESTMENTS CHILD TRUST FUND | 25.243 |
| FAMILY INVESTMENTS GLOBAL ICVC FAMILY BALANCED INTERNATIONAL FUND | 16.779 |
| FCA CANADA INC. ELECTED MASTER TRUST | 86.027 |
| FCM INTERNATIONAL LLC | 1.413 |
| FCP ALM ACTIONS EUROPE ISR | 61.452 |
| FCP CSS LOC GROUPAMA PARIS VAL DE LOIRE | 7.172 |
| FCP HGA ACTIONS SOLIDAIRE EMPLOI SANTE | 241.965 |
| FCP KLESIA K RETRAITE EURO | 300.000 |
| FCP PEA COURT TERME | 1.279.490 |
| FCP SODIUM I | 124.577 |
| FDJ EQUILIBRE SOLIDAIRE | 8.654 |
| FDRN AMUNDI | 51.477 |
| FEDEX CORPORATION EMPLOYEES PENSION TRUST | 14.357 |
| FGV ACTIONS EUROPE LM A | 68.000 |
| FIDDLER PARTNERS LLC | 901 |
| FIDELITY CONCORD STREET TRUST FIDELITY INTERNATIONAL INDEX FUND | 7.088.418 |
| FIDELITY CONCORD STREET TRUST: FIDELITY SERIES INTERNATIONAL INDEX FUND | 66.574 |
| FIDELITY CONCORD STREET TRUST: FIDELITY ZERO INTERNATIONAL INDEX FUND | 530.236 |
| FIDELITY COVINGTON TRUST: FIDELITY ENHANCED INTERNATIONAL ETF | 1.390.412 |
| FIDELITY COVINGTON TRUST: FIDELITY INTL VALUE FACTOR ETF | 239.701 |
| FIDELITY FUNDS - GLOBAL FINANCIAL SERVICES POOL | 230.246 |
| FIDELITY FUNDS - ITALY POOL | 3.748.907 |
| FIDELITY FUNDS - SUSTAINABLE RESEARCH ENHANCED EUROPE EQUITY POOL | 284.975 |
| FIDELITY GLOBAL EX-U.S. EQUITY INDEX INSTITUTIONAL TRUST | 13.658 |
| FIDELITY GLOBAL FINANCIAL SERVICES FUND | 7.301 |
| FIDELITY GLOBAL INVESTMENT FUND - EUROPEAN EQUITY FUND | 143.130 |
| FIDELITY INTERNATIONAL VALUE INDEX ETF | 982.015 |
| FIDELITY INVESTMENT FUNDS - FIDELITY INDEX EUROPE EX UK FUND | 227.287 |
| FIDELITY INVESTMENT FUNDS - FIDELITY INDEX WORLD ESG SCREENED FUND | 12.681 |
| FIDELITY INVESTMENT FUNDS - FIDELITY INDEX WORLD FUND | 444.654 |
| FIDELITY INVESTMENTS CHARITABLE GIFT FUND DTD 8/18/2009 | 17.982 |
| FIDELITY RUTLAND SQUARE TRUST II STRATEGIC ADVISERS INT FUND | 132.953 |
| FIDELITY SAI INTERNATIONAL INDEX FUND | 788.233 |
| FIDELITY SALEM STREET TRUST: FIDELITY FLEX INTERNATIONAL INDEX FUND | 228.637 |
| FIDELITY SALEM STREET TRUST: FIDELITY GLOBAL EX U.S. INDEX FUND | 957.112 |
| FIDELITY SALEM STREET TRUST: FIDELITY SAI INTERNATIONAL VALUE INDEX FUND | 5.690.231 |
| FIDELITY SALEM STREET TRUST: FIDELITY SERIES GLOBAL EX U.S. | 3.705.939 |
| FIDELITY SALEM STREET TRUST: FIDELITY TOTAL INTERNATIONAL INDEX FUND | 1.030.529 |
| FIDELITY UCITS ICAV - FIDELITY EUROPE EQUITY RESEARCH ENHANCED UCITS ETF | 38.755 |
| FIDELITY UCITS ICAV - FIDELITY GLOBAL EQUITY RESEARCH ENHANCED UCITS ETF | 9.977 |
| FIDELITY UCITS II ICAV/FIDELITY MSCI EUROPE INDEX FUND | 29.850 |
| FIDELITY UCITS II ICAV/FIDELITY MSCI WORLD INDEX FUND | 65.727 |
| FIDEURAM BILANCIATO | 6.000 |
| FIDEURAM ITALIA | 136.727 |
| FIDEURAM PIANO AZIONI ITALIA | 1.152.969 |
| FIDEURAM PIANO BILANCIATO ITALIA 50 | 267.085 |
| FIDUCIE GLOBALE DES REGIMES DERETRAITE DE LA SOCIETE DE TRANSPORT DE MONTREAL | 91.466 |
| FIL GENESIS LIMITED - FIDELITY POC EAFE PILOT | 2.943 |



Handwritten signature in blue ink.

* ELENCO DELEGANTI *


| | |
|--|------------|
| FINANCIAL INC STRAT ALGEB | 6.195.749 |
| FIRE AND POLICE PENSION ASSOCIATION OF COLORADO | 7.642 |
| FIRST AMERICAN MULTI - MANAGER INTERNATIONAL EQUITY FUND | 243.766 |
| FIRST TRUST GLOBAL FUNDS PLC FIRST TRUST GLOBAL EQUITY IN | 39.930 |
| FJARDE AP-FONDEN. | 508.619 |
| FLEXSHARES MORNINGSTAR DEVELOPED MARKETS EX-US FACTOR TILT INDEX FUND | 46.530 |
| FLEXSHARES STOXX GLOBAL ESG SELECT INDEX FUND | 5.919 |
| FLORIDA RETSYS MINERVA 1009008 | 20.799 |
| FLOURISH INVESTMENT CORPORATION | 64.406 |
| FMR CAPITAL INC | 2.132 |
| FONDACO SICAV FP BCC | 18.191 |
| FONDAZIONE ROMA - GLOBAL PASSIVE EQUITIES | 55 |
| FONDITALIA | 3.575.375 |
| FONDS DE PLACEMENT UNIGE - ACTIONS ETRANGERES | 12.013 |
| FONDS DE RESERVE POUR LES RETRAITES | 942.751 |
| FONTANG GILLES | 21 |
| FOOD AND AGRICULTURE ORGANIZATION OF THE UNITED NATIONS | 9.649 |
| FORD MOTOR COMPANY DEFINED BENEFIT MASTER TRUST.. | 26.943 |
| FORD MOTOR COMPANY OF CANADA LIMITED PENSION TRUST | 1.907 |
| FOREIGN STOCK INDEX MOTHER FUND | 137.331 |
| FOREST PRESERVE DISTRICT EMPLOYEES ANNUITY AND BENEFIT FUND | 42.070 |
| FOURTH AVENUE INVESTMENT COMPANY LIMITED PARTNERSHIP | 47.253 |
| FOVERUKA PENSION UNIVERSAL | 18.000 |
| FRANKLIN INTERNATIONAL EQUITY INDEX ETF | 30.420 |
| FRANKLIN INTERNATIONAL LOW VOLATILITY HIGH DIVIDEND INDEX ETF | 312.282 |
| FRANKLIN TEMPLETON ETF TR FRANKLN INTRNATNL CORE DVDND TILT INDX ETF | 668.734 |
| FRANKLIN TEMPLETON ETF TR FRNKLN INTRNTNL DIVIDEND MULTPLR INDEX ETF | 80.682 |
| FRANKLIN TEMPLETON ETF TRUST FRANKLIN FTSE EUROPE ETF | 17.568 |
| FRANKLIN TEMPLETON ETF TRUST FRANKLIN FTSE EUROZONE ETF | 17.019 |
| FRANKLIN TEMPLETON ICAV | 632 |
| FUNDACAO CALOUSTE GULBENKIAN | 19.119 |
| FUNDO-DE PENSOES | 21.322 |
| FUNDO DE SEGURANCA SOCIAL DO GOVERNO DA REGIAO ADMINISTRATIVA ESPECIAL DE MACAU | 41.943 |
| FUTURE FUND BOARD OF GUARDIANS FOR AND ON BEHALF OF FUTURE F | 892.023 |
| FUTURE FUND BOARD OF GUARDIANS FOR AND ON BEHALF OF THE MEDI. | 37.699 |
| FUTURE GROUP INTERNATIONAL EQUITIES FUND | 303.385 |
| FUTURE WORLD DEVELOPED EQUITY INDEX FUND (3500) | 7.028 |
| G.A.-FUND-B - EQUITY BROAD EURO P | 72.563 |
| G.A.-FUND-B - EURO EQUITIES | 38.293 |
| G.A.-FUND-B - WORLD EQUITIES PLUS | 2.100 |
| G.G.G. SPA | 31.747.523 |
| GAM STAR FUND PLC | 3.377 |
| GARRISON PROPERTY AND CASUALTY INSURANCE COMPANY | 3.374 |
| GEFIP EUROLAND ISR | 154.093 |
| GENERAL ORGANISATION FOR SOCIAL INSURANCE. | 1.495.749 |
| GENERALI INVESTMENTS SICAV EURO FUTURE LEADERS | 164.051 |
| GF AMBITION SOLIDAIRE | 500.000 |
| GLOBAL ATLANTIC BLACKROCK DISCIPLINED INTERNATIONAL CORE PORTFOLIO | 9.924 |
| GLOBAL BOND FUND LLC WAYCROSSE INC | 81.306 |
| GLOBAL DEVELOPED MARKET PASSIVE EQUITY FUND | 9.619 |
| GLOBAL EQUITIES ENHANCED INDEX FUND | 192.519 |
| GLOBAL EQUITY SERIES OF SALT CREEK INVESTMENTS LLC | 5.886 |
| GLOBAL MULTI FACTOR EQUITY FUND | 89.101 |
| GLOBAL RESEARCH EQUITY EXTENDED MASTER FUND (CAYMAN) L.P. | 10.614 |
| GLOBAL RESEARCH EQUITY-EXTENDED MASTER FUND (CAYMAN) | 10.614 |
| GLOBAL X MSCI EAFE INDEX ETF | 11.578 |
| GLOBAL X MSCI SUPERDIVIDEND EAFE ETF | 57.650 |
| GLOBAL X SANDP CATHOLIC VALUES DEVELOPED EX US ETF | 3.660 |
| GMT I PLACEMENTS TRADITIONNELS ACTIONS ETRANGERES | 22.462 |
| GOLDMAN SACHS ETF TRUST GOLDMAN SACHS MARKETBETA INTERNATIO | 83.469 |
| GOLDMAN SACHS ETF TRUST II GOLDMAN SACHS MARKETBETA TOTAL INTERNATIONAL EQUITY ETF | 38.272 |
| GOLDMAN SACHS FUNDS | 7.561.785 |
| GOLDMAN SACHS FUNDS III | 136.609 |
| GOLDMAN SACHS FUNDS VII | 12.885 |
| GOLDMAN SACHS INSTITUTIONAL FUNDS PLC-CUSTOM EUROPE EQUITY E | 202.518 |
| GOLDMAN SACHS INSTITUTIONAL FUNDS PLC-GLOBAL EQUITY MARKET N | 222 |
| GOLDMAN SACHS INSTITUTIONAL FUNDS PUBLIC LIMITED COMPANY | 19.407 |
| GOLDMAN SACHS LUX INVESTMENT FUNDS | 283.858 |
| GOLDMAN SACHS TRUST GOLDMAN SACHS INTERNATIONAL GOLDMAN SACHS AND CO | 1.641.511 |
| GOLDMAN SACHS TRUST GOLDMAN SACHS INTERNATIONAL TAX MANAGED EQUITY FUND | 445.460 |
| GOLDMAN SACHS VARIABLE INSURANCE TRUST GOLDMAN SACHS INTERNATIONAL EQUITY GOLDMAN SACHS AND CO | 30.366 |
| GOVERNMENT EMPLOYEES SUPERANNUATION BOARD. | 69.059 |
| GOVERNMENT OF NORWAY | 13.581.073 |
| GOVERNMENT PENSION INVESTMENT FUND | 8.414.428 |
| GOVERNMENT SUPERANNUATION FUND | 6.040 |
| GRAHAM DEVELOPMENTAL EQUITY STRATEGIES LLC | 5.749 |
| GRAHAM MARKET NEUTRAL QUANTITATIVE EQUITIES LTD. | 3.397 |
| GREENFIELDS CAPITAL LIMITED | 2.649 |
| GREENFINCH FOUNDATION | 8.320 |
| GROUPAMA EUROPE STOCK | 120.742 |



M

* ELENCO DELEGANTI *

| | |
|---|-----------|
| GROUPAMA GRAND EST | 13.802 |
| GROUPAMA LOIRE BRETAGNE LOCAL 1 | 13.611 |
| GROUPAMA LOIRE BRETAGNE LOCAL 2 | 12.508 |
| GROUPAMA LOIRE BRETAGNE REGIONAL 1 | 14.077 |
| GROUPAMA MEDITERRANEE | 14.513 |
| GROUPAMA NORD EST | 13.748 |
| GROUPAMA OPPORTUNITIES EUROPE | 135.000 |
| GS ALPHA ENH EUROPE EQTY ACTIVE | 19.269 |
| GUIDESTONE FUNDS INTERNATIONAL EQUITY INDEX FUND. | 54.087 |
| GWL GLOBAL INVESTMENTS LLC. | 229.595 |
| HAMELIN DIVERSIFIE FLEX 1 | 43.440 |
| HAMILTON GLOBAL FINANCIALS ETF | 44.011 |
| HARRIS UNIT 1 QUALIFIED NUCLEAR DECOMMISSIONING FUND | 15.087 |
| HARTFORD MULTI-ASSET INCOME FUND | 11.003 |
| HARTFORD SCHROEDERS DIVERSIFIED GROWTH FUND | 2.188 |
| HASLAM FAMILY INVESTMENT PARTNERSHI | 2.028 |
| HAWTHORN DM LLC | 43.417 |
| HBK MASTER FUND LP | 176 |
| HBK MASTER FUND LPHBK MASTER FUND LP PORTFOLIO MARGIN ACCOUNT C/O HBK SERVICES LLC | 176 |
| HC CAPITAL TRUST - THE ESG GROWTH PORTFOLIO | 3.183 |
| HC CAPITAL TRUST- THE CATHOLIC SRI GROWTH PORTFOLIO | 2.292 |
| HC CAPITAL TRUST- THE INSTITUTIONAL INTERNATIONAL EQUITY PORTFOL | 25.980 |
| HC CAPITAL TRUST- THE INTERNATIONAL EQUITY PORTFOLIO | 427.228 |
| HC RENTE | 8.611 |
| HELABA INVEST KAG MBH HI KAPPA 10 SFONDS | 118.700 |
| HELABA INVEST KAG MBH HI SZVA 23 SFONDS | 112.400 |
| HELVETIA I EUROPA | 110.860 |
| HELWES MARTIN | 22 |
| HERRERO, FONDO DE PENSIONES | 708 |
| HERTFORDSHIRE COUNTY COUNCIL AS ADMINISTERING AUTHORITY OF T | 4.843 |
| HERTWECK CHRISTOPHE MICHEL | 200 |
| HESTA | 1.025.384 |
| HI-PROAM-STIFTUNGSFONDS | 4.927 |
| HO GEORGE JOSEPH | 90.000 |
| HOAG FAMILY TRUST U/A DTD 8-02-94 | 5.577 |
| HOBART FAMILY INVESTMENTS LLC | 61.212 |
| HOBSON-LUCAS FAMILY FOUNDATION | 101.182 |
| Holocene Advisors Master Fund-LTD/INTL TRADING | 85.351 |
| HOLTEC INDIAN POINT 3 LLC MASTER DECOMMISSIONING TRUST | 1.651 |
| HONG KONG SPECIAL ADMINISTRATIVE REGION GOVERNMENT EXCHANGE | 850.123 |
| HOSPITAL AUTHORITY PROVIDENT FUND SCHEME | 80.891 |
| HOTPLUS POOLED SUPERANNUATION TRUST | 236.320 |
| HOTCHKIS & WILEY GLOBAL VALUE FUND | 42.800 |
| HOTCHKIS & WILEY INTERNATIONAL VALUE FUND | 8.630 |
| HPE COMMON CONTRACTUAL FUND. | 6.623 |
| HPL - HP PST HOTCHKIS AND WILEY | 590.637 |
| HRW TESTAMENTARY TRUST NO. 1 | 11.464 |
| HRW TESTAMENTARY TRUST NO. 10. | 7.353 |
| HRW TESTAMENTARY TRUST NO. 11. | 42.404 |
| HRW TESTAMENTARY TRUST NO. 12. | 12.543 |
| HRW TESTAMENTARY TRUST NO. 2 | 5.785 |
| HRW TESTAMENTARY TRUST NO. 3 | 7.143 |
| HRW TESTAMENTARY TRUST NO. 4. | 8.013 |
| HRW TESTAMENTARY TRUST NO. 5 | 4.468 |
| HRW TESTAMENTARY TRUST NO. 6 | 8.941 |
| HRW TESTAMENTARY TRUST NO. 7. | 9.612 |
| HRW TESTAMENTARY TRUST NO. 8. | 68.840 |
| HRW TESTAMENTARY TRUST NO. 9. | 7.353 |
| HRW TRUST NO. 1 UAD 01/17/03 | 16.439 |
| HRW TRUST NO. 2 UAD 01/17/03 | 3.095 |
| HRW TRUST NO. 3 UAD 01/17/03 | 64.848 |
| HRW TRUST NO. 4 UAD 01/17/03 | 92.615 |
| HSBC ACTIONS EUROPE | 360.027 |
| HSBC BANK PLC AS TRUSTEE OF STATE STREET AUT EUROPE EX UK S CREENED INDEX EQUITY FUND | 45.612 |
| HSBC BANK PLC AS TRUSTEE OF STATE STREET AUT GLOBAL INDEX EQUITY FUND | 4.406 |
| HSBC BANK PLC ASTRUSTEE OF STATE STREET AUT EUROPE EX UK INDEX EQUITY FUND | 365.573 |
| HSBC EE EURO PME | 86.274 |
| HSBC ETFs PUBLIC LIMITED COMPANY | 33.513 |
| HSBC ETFs PUBLIC LIMITED COMPANY - HSBC MSCI EUROPE CLIMATE PARIS ALIGNED UCITS ETF | 772 |
| HSBC ETFs PUBLIC LIMITED COMPANY - HSBC MSCI EUROPE UCITS ETF | 66.085 |
| HSBC ETFs PUBLIC LIMITED COMPANY - HSBC MSCI WORLD UCITS ETF | 19.322 |
| HSBC EURO PME | 492.952 |
| HSBC GLOBAL FUNDS ICAV | 1.100 |
| HSBC GLOBAL INVESTMENT FUNDS | 264.838 |
| HSBC INDEX TRACKER INVESTMENT FUNDS - EUROPEAN INDEX FUND | 384.329 |
| HSBC INDEX TRACKER INVESTMENT FUNDS - FTSE ALL-WORLD INDEX FUND | 79.618 |
| HSBC MULTI ASSET DYNAMIC EURO | 142.340 |
| HSBC POOLED INVESTMENT FUND | 517.817 |
| HSBC POOLED INVESTMENT FUND - HSBC POOLED EUROPE EQUITY INDEX TRACKING FUND | 70.846 |
| HUDSON BAY MASTER FUND LTD TRADING | 202.640 |
| HUMANIS RETRAITE ACTIONS EMPLOI SANTE | 467.655 |



lll

* ELENCO DELEGANTI *

| | |
|--|-----------|
| HUTCHISON PROVIDENT FUND. | 6.212 |
| HW HEDGED VALUE LP CORPORATION SERVICE COMPANY | 116.700 |
| HYMNOS ISR | 96.354 |
| IBM 401(K) PLUS PLAN TRUST | 322.301 |
| IBM FRANCE F | 70.857 |
| IBM FRANCE H | 938 |
| IC EUROPE EQUITY ESG INDEX FUND | 12.574 |
| ICP PLACEMENT | 2.237 |
| IF IST - GLOBE INDEX | 61.778 |
| ILEX MASTER FUND LP | 2.058.669 |
| ILEX MASTER FUND LP AC | 1.987.436 |
| ILLINOIS MUNICIPAL RETIREMENT FUND | 376.142 |
| ILLINOIS STATE BOARD OF INVESTMENT DEFERRED | 389.182 |
| IMGP INTERNATIONAL FUND | 189.458 |
| IMPACTASSETS INC. | 4.146 |
| IMPERIAL INTERNATIONAL EQUITY POOL | 68.420 |
| INCOME INSURANCE LIMITED | 39.264 |
| INDIANA PUBLIC RETIREMENT SYSTEM | 193.611 |
| INDUSTRIENS PENSIONSFORSIKRING A/S | 61.713 |
| ING DIRECT SICAV | 98.557 |
| INNOVATOR INTERNATIONAL DEVELOPED MANAGED FLOOR ETF | 3.020 |
| INSTITUTIONAL RETIREMENT TRUST | 17.389 |
| INSTITUTIONAL SOLUTIONS FUND FCP-SIF | 121.119 |
| INTE KAPITALANLAGEGESELLSCHAFT MBH FOR DC EUROLAND EQUITIES | 237.529 |
| INTE KAPITALANLAGEGESELLSCHAFT MBH FOR LHPRIVATRENTEAKTIEN | 85.000 |
| INTECH INTERNATIONAL LARGE CAP CORE FUND LLC | 520 |
| INTERFUND SICAV | 518.092 |
| INTERNATIONAL BANK FOR RECONSTRUCTION AND DEVELOPMENT | 38.133 |
| INTERNATIONAL CORE EQUITY PORTFOLIO OF DFA INVESTMENT DIMENSIONS GROUP INC | 6.979.209 |
| INTERNATIONAL EQUITIES B UNIT TRUST | 18.152 |
| INTERNATIONAL EQUITIES PASSIVE B UNIT TRUST | 3.949 |
| INTERNATIONAL EQUITIES SECTOR TRUST | 2.943 |
| INTERNATIONAL EQUITY FUND | 9.643 |
| INTERNATIONAL EQUITY FUND LLC | 7.467 |
| INTERNATIONAL EXPATRIATE BENEFIT MASTER TRUST | 4.696 |
| INTERNATIONAL FUND FOR AGRICULTURAL DEVELOPMENT | 2.996 |
| INTERNATIONAL MONETARY FUND | 122.556 |
| INTERNATIONAL MONETARY FUND RETIRED STAFF BENEFITS INVESTMENT ACCOUNT | 24.543 |
| INTERNATIONAL MONETARY FUND STAFF RETIREMENT PLAN | 91.869 |
| INTERNATIONAL RESEARCH EQUITY EXTENDED MASTER FUND (CAYMAN) L.P. C/O INTERTRUST CORP SVCS (CAYMAN) LTD | 88.634 |
| INTERNATIONAL TILTS MASTER PORTFOLIO OF MASTER INVESTMENT PORTFOLIO | 2.884.300 |
| INTERNATIONALE KAPITALANLAGEGESELLSCHAFT MBH ACTING FOR ACCOUNT OF INKA PBEAKK | 22.272 |
| INTERNATIONALE KAPITALANLAGEGESELLSCHAFT MBH ACTING FOR ACCOUNT OF ZFO AKTIEN | 32.772 |
| EUROPA | |
| INTERNATIONALE KAPITALANLAGEGESELLSCHAFT MBH ACTING FOR THE ACCOUNT OF | 22.934 |
| A-EUROPA-LA-PASSIV | |
| INTERNATIONALE KAPITALANLAGEGESELLSCHAFT MBH ACTING FOR THE ACCOUNT OF AEZ AEA | 419.952 |
| INTERNATIONALE KAPITALANLAGEGESELLSCHAFT MBH ACTING FOR THE ACCOUNT OF ARZTRENT 2 | 93.739 |
| INTERNATIONALE KAPITALANLAGEGESELLSCHAFT MBH ACTING FOR THE ACCOUNT OF BG | 39.300 |
| INTERNATIONALE KAPITALANLAGEGESELLSCHAFT MBH ACTING FOR THE ACCOUNT OF BG AKTIEN | 41.674 |
| SFONDS L | |
| INTERNATIONALE KAPITALANLAGEGESELLSCHAFT MBH ACTING FOR THE ACCOUNT OF DEVELOPED | 25.300 |
| MARKETS EQUITY EA | |
| INTERNATIONALE KAPITALANLAGEGESELLSCHAFT MBH ACTING FOR THE ACCOUNT OF HP EQUITY | 524.624 |
| INTERNATIONALE KAPITALANLAGEGESELLSCHAFT MBH ACTING FOR THE ACCOUNT OF HSBC | 16.061 |
| STRATEGIE BALANCED | |
| INTERNATIONALE KAPITALANLAGEGESELLSCHAFT MBH ACTING FOR THE ACCOUNT OF HSBC | 63.042 |
| STRATEGIE DYNAMIK | |
| INTERNATIONALE KAPITALANLAGEGESELLSCHAFT MBH ACTING FOR THE ACCOUNT OF HSBC | 85.754 |
| TRINKAUS ALPHASCREEN | |
| INTERNATIONALE KAPITALANLAGEGESELLSCHAFT MBH ACTING FOR THE ACCOUNT OF INKA LUCK | 34.065 |
| FONDS DWS AKTIEN Q | |
| INTERNATIONALE KAPITALANLAGEGESELLSCHAFT MBH ACTING FOR THE ACCOUNT OF INKA LUCK | 57.171 |
| FONDS UBS | |
| INTERNATIONALE KAPITALANLAGEGESELLSCHAFT MBH ACTING FOR THE ACCOUNT OF LHTB INKA | 44.393 |
| INTERNATIONALE KAPITALANLAGEGESELLSCHAFT MBH ACTING FOR THE ACCOUNT OF MAGDEBURG | 55.395 |
| INKA | |
| INTERNATIONALE KAPITALANLAGEGESELLSCHAFT MBH ACTING FOR THE ACCOUNT OF RABW | 29.981 |
| INTERNATIONAL SEGMENT 13 | |
| INTERNATIONALE KAPITALANLAGEGESELLSCHAFT MBH ACTING FOR THE ACCOUNT OF | 53.266 |
| SCH?LLER-STIFTUNGSFONDS 1 | |
| INTERNATIONALE KAPITALANLAGEGESELLSCHAFT MBH ACTING FOR THE ACCOUNT OF | 81.439 |
| STUTTGARTER AKTIEN EUROPA | |
| INTERNATIONALE KAPITALANLAGEGESELLSCHAFT MBH ACTING FOR THE ACCOUNT OF ZA | 17.049 |
| INV NI GLOBALE AKTIER BASIS 10003 | 27.811 |
| INVESCO BCPL BADGER FUND, A SERIES OF INVESCO MULTI SERIES FUNDS II | 9.695 |
| INVESCO FTSE RAFI DEVELOPED MARKETS EX U S ETF | 127.956 |
| INVESCO INTERNATIONAL DEVELOPED DYNAMIC MULTIFACTOR ETF | 558.777 |
| INVESCO MARKETS II PLC | 30.268 |
| INVESCO MARKETS II PUBLIC LTD | 71.626 |



Handwritten signature

* ELENCO DELEGANTI *

| | |
|--|------------|
| INVESCO MARKETS II PUBLIC LTD CO | 15.402 |
| INVESCO MARKETS III PLC | 5.083 |
| INVESCO MSCI EAFE INCOME ADVANTAGE ETF | 22.134 |
| INVESCO MSCI EUR EQ WGHT UCITS ETF | 146.562 |
| INVESCO POOLED INVESTMENT FUND - EUROPE FUND | 12.661 |
| INVESCO S AND P EUROPE 350 EQUAL WEIGHT INDEX ETF | 18.044 |
| INVESTEC GLOBAL SELECT LLC- INVESTEC INTERNATIONALDYNAMIC EQUITY FUND | 991.562 |
| INVESTERINGSFORENINGEN BANKINVEST GLOBALE AKTIER INDEKS AKK. KL | 13.409 |
| INVESTERINGSFORENINGEN BANKINVEST, BIX GLOBALE AKTIER ESG UNIVERSAL KL | 44.673 |
| INVESTERINGSFORENINGEN NORDEA INVEST GLOBALE AKTIER INDEKS KL | 13.285 |
| INVESTERINGSFORENINGEN SPARINVEST INDEX EUROPA VALUE KL | 94.894 |
| INVESTITORI EIGHTY TWENTY | 9.880 |
| INVESTITORI EUROPA | 54.990 |
| INVESTITORI FLESSIBILE | 100.000 |
| INVESTITORI PIAZZA AFFARI | 170.500 |
| INVESTMENT FUND SERVICES LIMITED | 9.145 |
| IP ACTIONS EURO | 44.550 |
| IPC MULTIFACTOR INTERNATIONAL EQUITY | 101.376 |
| IQ 50 PERCENT HEDGED FTSE INTERNATIONAL ETF | 112.904 |
| IRCEC CASSETTE DIVERSIFIE | 85.916 |
| IRONBARK ROYAL LONDON DIVERSIFIED G LOBAL SHARE FUND | 8.290 |
| ISHARES ALL-COUNTRY EQUITY INDEX FUND | 4.546 |
| ISHARES CORE MSCI EAFE ETF | 13.589.982 |
| ISHARES CORE MSCI EAFE IMI INDEX ETF | 990.033 |
| ISHARES CORE MSCI EUROPE ETF | 963.339 |
| ISHARES CORE MSCI INTERNATIONAL DEVELOPED MARKETS ETF | 1.845.040 |
| ISHARES CORE MSCI TOTAL INTERNATIONAL STOCK ETF | 2.681.574 |
| ISHARES EURO STOXX BANKS 3015 UCITS ETF (DE) | 5.111.578 |
| ISHARES EURO STOXX UCITS ETF (DE) | 933.930 |
| ISHARES EUROPE ETF | 365.230 |
| ISHARES GLOBAL FINANCIALS ETF | 96.238 |
| ISHARES II PUBLIC LIMITED COMPANY | 2.521.236 |
| ISHARES III PUBLIC LIMITED COMPANY | 5.850.343 |
| ISHARES INTERNATIONAL EQUITY FACTOR ETF | 1.369.951 |
| ISHARES INTERNATIONAL FUNDAMENTAL INDEX ETF | 13.996 |
| ISHARES INTERNATIONAL SMALL-CAP EQUITY FACTOR ETF | 378.180 |
| ISHARES IV PUBLIC LIMITED COMPANY | 3.697.215 |
| ISHARES MSCI ACWI ETF | 543.807 |
| ISHARES MSCI ACWI EX U.S. ETF | 480.461 |
| ISHARES MSCI ACWI LOW CARBON TARGET ETF | 37.426 |
| ISHARES MSCI EAFE ETF | 6.839.769 |
| ISHARES MSCI EAFE INTERNATIONALINDEX FUND | 1.271.493 |
| ISHARES MSCI EAFE VALUE ETF | 5.214.482 |
| ISHARES MSCI EUROPE FINANCIALS ETF | 2.775.600 |
| ISHARES MSCI EUROPE IMI INDEX ETF | 56.938 |
| ISHARES MSCI EUROZONE ETF | 2.473.847 |
| ISHARES MSCI INTL VALUE FACTOR ETF | 486.793 |
| ISHARES MSCI ITALY ETF | 2.132.444 |
| ISHARES MSCI KOKUSAI ETF | 5.767 |
| ISHARES MSCI WORLD ETF | 162.564 |
| ISHARES MSCI WORLD EX AUSTRALIA VALUE ETF | 1.132 |
| ISHARES PARIS-ALIGNED CLIMATE MSCI WORLD EX USA ETF | 16.948 |
| ISHARES PUBLIC LIMITED COMPANY | 519.141 |
| ISHARES STOXX EUROPE 600 BANKS UCITS ETF DE | 4.426.446 |
| ISHARES STOXX EUROPE 600 UCITS ETF (DE) | 1.675.112 |
| ISHARES STOXX EUROPE LARGE 200 UCITS ETF (DE) | 26.157 |
| ISHARES V PUBLIC LIMITED COMPANY | 689.506 |
| ISHARES VI PUBLIC LIMITED COMPANY | 1.372.490 |
| ISHARES VII PUBLIC LIMITED COMPANY | 3.915.234 |
| ISHARES WHOLESALE INTERNATIONAL EQUITY INDEX FUND | 217.244 |
| ISHARES WHOLESALE SCREENED INTERNATIONAL EQUITY INDEX FUND | 9.299 |
| ISHARES WORLD EX SWITZERLAND EQUITY INDEX FUND II (CH) | 11.800 |
| JANE TAFT INGALLS TR DTD 12 6 51 FDC ATTN GARY LOMBARDO | 3.211 |
| JBWN-MED CORE GLOBAL EQ TILT | 22.800 |
| JEFFREY LLC | 24.681 |
| JNL INTERNATIONAL INDEX FUND | 293.155 |
| JNL/DFA INTERNATIONAL CORE EQUITY FUND | 158.284 |
| JNL/JPMORGAN GLOBAL ALLOCATION FUND | 7.689 |
| JNL/MELLON MSCI WORLD INDEX FUND | 20.995 |
| JOHN HANCOCK FUNDS II INTERNATIONAL STRATEGIC EQUITY ALLOCATION FUND | 253.092 |
| JOHN HANCOCK HEDGED EQUITY AND INCOME FUND | 8.432 |
| JOHN HANCOCK LIFE AND HEALTH INSURANCE COMPANY | 96.728 |
| JOHN HANCOCK MULTIFACTOR DEVELOPED INTERNATIONAL ETF | 248.722 |
| JOHN HANCOCK TRUST COMPANY COLLECTIVE INVESTMENT TRUST | 159.755 |
| JOHN HANCOCK VARIABLE INSURANCE TRUST INTERNATIONAL EQUITY INDEX TRUST. | 68.785 |
| JOHN HANCOCK VARIABLE INSURANCE TRUST STRAT EQ ALLOCATION TRUST | 228.003 |
| JOSHUA GREEN CORPORATION | 18.483 |
| JPMORGAN BETABUILDERS EUROPE ETF | 1.284.716 |
| JPMORGAN BETABUILDERS INTERNATIONAL EQUITY ETF. | 579.691 |
| JPMORGAN ETFS (IRELAND) ICAV - EUROZONE RESEARCH ENHAN INDEX EQ ACTIVE UCITS ETF | 93.276 |
| JPMORGAN EUROPEAN GROWTH & INCOME PLC | 305.723 |



M

* ELENCO DELEGANTI *

| | |
|---|-----------|
| JPMORGAN FUNDS | 1.440.426 |
| JPMORGAN GLOBAL ALLOCATION FUND | 23.731 |
| JPMORGAN INVESTMENT FUNDS | 49.062 |
| JPMORGAN SAR EUROPEAN FUND | 266.884 |
| JPOOL 1 | 147.078 |
| JTW TRUST NO. 1 UAD 9/19/02. | 808 |
| JTW TRUST NO. 2 UAD 9/19/02. | 8.391 |
| JTW TRUST NO. 3 UAD 9/19/02. | 3.867 |
| JTW TRUST NO. 5 UAD 9/19/02. | 2.249 |
| JUNIVERSITAS GB UMBRELLA FUND -JUNIVERSITAS MA M I FUND UNIT TRUST | 7.656 |
| JUPITER GLOBAL FINANCIAL INNOVATION FUND | 44.329 |
| K INVESTMENTS SH LIMITED. | 146.203 |
| KAISER FOUNDATION HOSPITALS | 230 |
| KAISER PERMANENTE GROUP TRUST | 9.392 |
| KANSAS PUBLIC EMPLOYEES RETIREMENT SYSTEM | 2.645.918 |
| KAP IP GLO EQUI III 56097 | 175.481 |
| KAPITALFORENINGEN DANSKE INVEST INSTITUTIONAL AFDELING 26 | 7.839 |
| KAPITALFORENINGEN INVESTIN PRO GLOBAL EQUITIES I | 108.536 |
| KAPITALFORENINGEN INVESTIN PRO GLOBALE AKTIER INDEX | 15.126 |
| KAPITALFORENINGEN LAEGERNES INVEST KLI AKTIER GLOBALE INDENYKREDIT PORTEFOELJE | 42.447 |
| ADMINISTRATION AS | |
| KARAT SRL | 4.440 |
| KATHERINE C MOORE CHARITABLE LEAD ANNUIT | 1.937 |
| KENTUCKY RETIREMENT SYSTEMS INSURANCE TRUST FUND | 1 |
| KLA VERBLAD SCHADEVERZEKERINGSMAATSCHAPPI | 24.237 |
| KOKUSAI EQUITY INDEX FUND, A S | 32.346 |
| KOMMUNAL LANDSPENSJONSKASSE GJENSIDIG FORSIKRINGSSLESKAP | 212.105 |
| KRS LAZARD ASSET MGMT | 832.021 |
| KRUESELMANN JOSEPH | 48 |
| LABORERS' AND RETIREMENT BOARD EMPLOYEES' ANNUITY & BENEFIT | 90.220 |
| LACERA MASTER OPEB TRUST | 44.496 |
| LACOUR FRANCOIS | 1.900 |
| LAKE AVENUE INVESTMENTS LLC | 36.514 |
| LARGE CAP INTL PORTFOLIO OF DFA INV | 649.194 |
| LAZARD 823287 LAY EMP RET PL ARCHDIO PHILADELPHIA | 24.928 |
| LAZARD ACW EX-US DIVERSIFIED ADVANTAGE CIT. | 4.324 |
| LAZARD ACW EX-US EQUITY ADVANTAGE CIT. | 66.357 |
| LAZARD ASSET MANAGEMENT LLC | 426 |
| LAZARD EQUITIES PSBF0933592 PSEG NUCLR LLC QULFD MSTR | 264.161 |
| LAZARD ESC INTERNATIONAL STRATEGIC EQUITY PORTFOLIO | 12.774 |
| LAZARD EUROPEAN ALPHA FUND | 25.654 |
| LAZARD GLOBAL INVESTMENT FUNDS PUBLIC LIMITED COMPANY | 50.108 |
| LAZARD INTERNATIONAL EQUITY ADVANTAGE PORTFOLIO | 125.752 |
| LAZARD INTERNATIONAL EQUITY CIT | 123.026 |
| LAZARD INTERNATIONAL EQUITY PORTFOLIO | 776.699 |
| LAZARD INTERNATIONAL EQUITY SELECT PORTFOLIO | 39.683 |
| LAZARD INTERNATIONAL STRATEGIC EQUITY PORTFOLIO | 2.133.079 |
| LAZARD INTERNATIONAL STRATEGIC EQUITY TRUST | 528.990 |
| LB HOLDINGS I LLC | 13.725 |
| LBPAM 3 MOIS | 1.640.671 |
| LBPAM SHORT TERM | 857.813 |
| LCL ACTIONS MONDE HORS EUROPE EUR | 851.863 |
| LCL DYNAMIQUE | 8.352 |
| LCL EQUILIBRE | 7.202 |
| LEADERSEL PMI | 359.771 |
| LEGAL & GENERAL AUTHORISED CONTRACTUAL SCHEME | 464.825 |
| LEGAL & GENERAL CCF. | 61.071 |
| LEGAL & GENERAL DEVELOPED MULTI-FACTOR SL FUND LLC | 27.676 |
| LEGAL & GENERAL FUTURE WORLD ESG T&O DEVELOPED FOSSIL FUEL E | 31.730 |
| LEGAL & GENERAL FUTURE WORLD ESG TILTED AND OPTIMISED DEVELO | 64.902 |
| LEGAL & GENERAL FUTURE WORLD ESG TILTED AND OPTIMISED EUROPE | 42.315 |
| LEGAL & GENERAL GLOBAL EQUITY INDEX FUND | 61.895 |
| LEGAL & GENERAL ICAV. | 40.001 |
| LEGAL & GENERAL MSCI EAFE FUND LLC | 194.174 |
| LEGAL & GENERAL MSCI EAFE SL FUND LLC | 75.976 |
| LEGAL AND GENERAL ASSURANCE (PENSIONS MANAGEMENT) LIMITEDONS MANAGEMENT) LIMITED | 164.375 |
| LEGAL AND GENERAL ASSURANCE (PENSIONS MANAGEMENT) LTD PMC FTSE TPI GLOBAL (EX FOSSIL | 11.135 |
| FUELS) EQUITY INDEX FUND | |
| LEGAL AND GENERAL ASSURANCE (PENSIONS MANAGEMENT) LIMITED | 4.783.088 |
| LEGAL AND GENERAL CCF | 15.414 |
| LEGAL AND GENERAL COLLECTIVE INVESTMENT TRUST. | 225.821 |
| LEGAL AND GENERAL EUROPEAN INDEX TRUST | 1.103.419 |
| LEGAL AND GENERAL INTERNATIONAL INDEX TRUST | 287.118 |
| LEGAL AND GENERAL UCITS ETF PLC | 218.031 |
| LEGG MASON INTERNATIONAL LOW VOLATILITY HIGH DIVIDEND ETF | 5.637.722 |
| LEISTERT YANNIS TIMON | 62 |
| LEITE DOS RAMOS AARON ALBERTO | 235 |
| LGPS CENTRAL AUTHORISED CONTRACTUAL SCHEME.. | 230.670 |
| LIUNA PENSION FUND OF CENTRAL AND EASTERN CANADA | 11.369 |
| LLUC VALORES SICAV S.A. | 356.462 |
| LM FUND LP | 4.930 |



Handwritten signature in blue ink.

* ELENCO DELEGANTI *


| | |
|---|-----------|
| LMDG FAMILLES ET ENTREPRENEURS | 83.022 |
| LMDG SMID CAP EUR FCP | 140.611 |
| LMT MRT BLRK EUROPE VALUE 775373 | 41.036 |
| LOCKHEED MARTIN CORPORATION DEFINED CONTRIBUTION PLANS MASTER TR | 73.734 |
| LOCKHEED MARTIN CORPORATION MASTER RETIREMENT TRUST | 13.738 |
| LOF ALL ROADS | 26.293 |
| LOF ALL ROADS CONSERVATIVE | 4.565 |
| LOF ALL ROADS GROWTH | 19.802 |
| LOF TARGETNETZERO EUROPE EQUITY | 15.548 |
| LOF TARGETNETZERO GLOBAL EQUITY | 54.732 |
| LOIS CH TARGETNEZERO GLOBAL EX C EQUITY | 11.414 |
| LORD ABBETT SECURITIES TRUST-LORD ABBETT INTERNATIONAL VALUE FUN | 433.866 |
| LOS ANGELES CITY EMPLOYEES' RETIREMENT SYSTEM. | 818.428 |
| LOS ANGELES COUNTY EMPLOYEES RETIREMENT ASSOCIATI | 457.954 |
| LOURENS MAGALI | 19 |
| LS DYNAMIQUE ET SOLIDAIRE | 1.432 |
| LUMYNA-MARSHALL WACE UCITS SICAV -LUMYNA -MW TOPS ENV FOCUS(| 1.430.882 |
| LUMYNA-MARSHALL WACE UCITS SICAV-LUMYNA-MW TOPS (MARKET NEUT | 1.538.495 |
| LUMYNA-MARSHALL WACE UCITS SICAV-LUMYNA-MW TOPS UCITS FUND | 1.088.880 |
| LUXCELLENCE HELVETIA EUROP EQUITY | 14.996 |
| LV CHALLENGE | 153.134 |
| LVIP DIMENSIONAL INTERNATIONAL CORE EQUITY FUND | 94.222 |
| LVIP SSGA INTERNATIONAL INDEX FUND | 279.566 |
| M INTERNATIONAL EQUITY FUND | 4.690 |
| M&G (LUX) BLACKROCK EUROPE EX UK EQUITY FUND | 503.361 |
| MACF I HOLDING LLC | 2.192 |
| MACK COMPREHENSIVE EQUITY POOL | 32.076 |
| MACK EAFE EQUITY POOL | 46.045 |
| MACKENZIE GLOBAL EQUITY INCOME FUND | 367.063 |
| MACKENZIE INTERNATIONAL EQUITY INDEX ETF | 87.723 |
| MACQUARIE INTERNATIONAL EQUITIES FUND | 26.015 |
| MACQUARIE MULTI-FACTOR FUND | 14.162 |
| MAM ENTREPRISES FAMILIALES | 46.000 |
| MAN FUNDS XII SPC-MAN 1783 I SP C/O MAPLES SECRETARIES (CAYMAN) LIMITED | 17.359 |
| MAN GLG DIVERSIFIED EQUITY MASTER | 772 |
| MAN NUMERIC ALTERNATIVE RISK PREMIA VALUE. | 9.088 |
| MANAGED PENSION FUNDS LIMITED | 124.547 |
| MANDARINE PREMIUM EUROPE | 39.493 |
| MANULIFE INVESTMENT MANAGEMENT INTERNATIONAL EQUITY INDEX POOLED FUND | 110.311 |
| MANULIFE MULTIFACTOR DEVELOPED INTERNATIONAL INDEX ETF | 37.945 |
| MANVILLE PERSONAL INJURY SETTLEMENT TRUST | 5.892 |
| MARANIC II LLC | 9.539 |
| MARGETT'S FUND MANAGEMENT LTD | 204.896 |
| MARIGOLD TACTICAL STRATEGIES LTD | 5.643 |
| MARSHALL WACE CCF-MWCCF WORLD TOPS 150/50 FUND II C/O MARSHALL WACE LLP | 74.547 |
| MARSHALL WACE COMMON CONTRACTUAL FUND - MWCCF WORLD TOPS 130/30 FUND | 112.735 |
| MARSHALL WACE COMMON CONTRACTUAL FUND - MWCCF WORLD TOPS 150 | 35.089 |
| MARSHALL WACE COMMON CONTRACTUAL FUND - MWCCF WORLD TOPS 150/50 FUND II | 34.681 |
| MARSHALL WACE COMMON CONTRACTUAL FUND-MWCCF WORLD TOPS 130/3 | 165.662 |
| MARSHALL WACE COMMON CONTRACTUAL FUND-MWCCF WORLD TOPS 150/5 | 251.044 |
| MARSHALL WACE INVESTMENT STRATEGIES - EUREKA FUND C/O MARSHALL WACE LLP | 130.988 |
| MARSHALL WACE INVESTMENT STRATEGIES - EUROPA FUND C/O MARSHALL WACE IRELAND LIMITED | 18.951 |
| MARSHALL WACE INVESTMENT STRATEGIES - GLOBAL FINANCIALS MARK | 83.178 |
| MARSHALL WACE INVESTMENT STRATEGIES - TOPS DEVELOPED WORLD E MWIS TOPS DEVELOPED | 3.204 |
| WORLD EQUITIES FUND | |
| MARSHALL WACE INVESTMENT STRATEGIES - TOPS FUND C/O MARSHALL WACE LLP | 220.925 |
| MARSHALL WACE INVESTMENT STRATEGIES - TOPS WORLD EX-US FUND C/O MARSHALL WACE | 1.083.918 |
| IRELAND LTD | |
| MARSHALL WACE INVESTMENT STRATEGIES TOPS INTERNATIONAL EQUITIES FUND | 263.443 |
| MARSHALL WACE INVESTMENT STRATEGIES-EUROPA FUND. | 4.203 |
| MARSHALL WACE INVESTMENT STRATEGIES-GLOBAL FINANCIALS MARKET | 19.888 |
| MARSHALL WACE INVESTMENT STRATEGIES-MARKET NEUTRAL TOPS FUND | 173.706 |
| MARSHALL WACE INVESTMENT STRATEGIES-TOPS GLOBAL EQUITIES LE | 824.436 |
| MARSHALL WACE INVESTMENT STRATEGIES-TOPS WORLD EQUITIES FUND | 733.614 |
| MARSHALL WACE INVESTMENT STRATEGIES-TOPS WORLD EX-US FUND | 501.894 |
| MARSHALL WACE INVESTMENT STR-TOPS GLOBAL EQUITIES LE FUND C/O MARSHALL WACE LLP | 187.959 |
| MARSHALL WACE MASTER FUNDS SPC - SP ALPHA PLUS FUND | 136.871 |
| MARYLAND STATE RETIREMENT PENSION SYSTEM | 1.567.711 |
| MAS PENSION SIEFORE BASICA 60-64 SA DE C.V. | 44.135 |
| MAS PENSION SIEFORE BASICA 65-69, SA DE C.V. | 92.557 |
| MAS PENSION SIEFORE BASICA 70-74, SA DE C.V. | 85.628 |
| MAS PENSION SIEFORE BASICA 75-79 SA DE C.V. | 86.485 |
| MAS PENSION SIEFORE BASICA 80-84, SA. DE C.V. | 108.934 |
| MAS PENSION SIEFORE BASICA 85-89 SA DE C.V. | 106.690 |
| MAS PENSION SIEFORE BASICA 90-94, SS DE C.V | 65.644 |
| MASTER TR FOR DEF.CONTRIBUTN PLNS OF AMER AIRLINES,INC.,US AIRWAYS,INC.AND AF | 199.955 |
| MASTERINVEST KAPITALANLAGE GMBH | 7.417 |
| MASTERS I LLC | 35.130 |
| MATB MSCI KOKUSAI INDEX MOTHER FUND | 46.655 |
| MBB PUBLIC MARKETS I LLC | 98.581 |
| MCIC VERMONT (A RECIPROCAL RISKRETENTION GROUP) | 6.924 |



M


* ELENCO DELEGANTI *

| | |
|--|------------|
| MDPIM INTERNATIONAL EQUITY INDEX POOL | 93.165 |
| MEAG DIVIDENDE | 38.662 |
| MEAG EUROBALANCE | 46.150 |
| MEAG EUROERTRAG | 37.000 |
| MEAG EUROKAPITAL | 14.709 |
| MEAG MULTI LIFE | 42.744 |
| MEAG MUNICH ERGO KAPITALANLAGEGES MBH FOR MEAG EUROSTAR | 4.736 |
| MEAG MUNICH ERGO KAPITALANLAGEGESELLSCHAFT MBH | 134.184 |
| MEAG MUNICH ERGO KAPITALANLAGEGESELLSCHAFT MBH FOR MEAG ATLAS | 31.813 |
| MEAG MUNICH ERGO KAPITALANLAGEGESELLSCHAFT MBH FOR MEAG ERGO PENSION I | 40.368 |
| MEAG MUNICH ERGO KAPITALANLAGEGESELLSCHAFT MBH FOR MEAG EURO 1 | 82.229 |
| MEAG MUNICH ERGO KAPITALANLAGEGESELLSCHAFT MBH FOR MEAG VISION | 26.606 |
| MEAG PENSION INVEST | 15.637 |
| MEAG PREMIUM | 1.563.050 |
| MEDIO MORGAN STANLEY GLOBAL SELECTION | 184.785 |
| MEDIOLANUM FLESSIBILE FUTURO ITALIA | 8.267.024 |
| MEDIOLANUM FLESSIBILE SVILUPPO ITALIA | 1.070.000 |
| MEDIOLANUM PENSIONES I FONDO DE PENSIONES | 284.597 |
| MEDIOLANUM PENSIONES II FONDO DE PENSIONES | 30.120 |
| MEDIOLANUM RENTA VARIABLE GLOBAL SELECCION FI | 99.262 |
| MERCER GE INTERNATIONAL EQUITY FUND | 7.274 |
| MERCER GLOBAL EQUITY FUND | 358.753 |
| MERCER GLOBAL SMALL COMPANIES SHARES FUND | 6.209 |
| MERCER INTERNATIONAL EQUITY FUND | 27.158 |
| MERCER NONUS CORE EQUITY FUND | 90.944 |
| MERCER PASSIVE INTERNATIONAL SHARES FUND | 117.963 |
| MERCER PASSIVE SUSTAINABLE INTERNATIONAL SHARES FUND | 575 |
| MERCER QIF COMMON CONTRACTUAL FUND | 429.075 |
| MERCER UCITS COMMON CONTRACTUAL FUND | 341.326 |
| MERCER UNHEDGED OVERSEAS SHARES TRUST | 42.193 |
| MERCK AND CO INC MASTER RETIREMENT TRUST | 23.906 |
| METIS EQUITY TRUST | 30.064 |
| METROPOLITAN EMPLOYEE BENEFIT SYSTEM | 17.500 |
| METROPOLITAN LIFE INSURANCE COMPANY | 44.458 |
| METROPOLITAN-RENTASTRO - GROWTH | 594.855 |
| METZLER ASSET MANAGEMENT GMBH FOR MIFONDS 415 | 245.025 |
| MGF | 12.219 |
| MGI FUNDS PLC | 766.280 |
| MH EDAM DIVERSIFIE | 45.071 |
| MHGA LOW CARBON ISR | 151.000 |
| MI FONDS K12 | 22.590 |
| MICHIGAN CATHOLIC CONFERENCE MASTER PENSION TRUST | 1.801 |
| MICROSOFT CORPORATION SAVINGS PLUS 401(K) PLAN | 93.923 |
| MIFL BB CS QP GLB EQ | 94.936 |
| MIFL CH IE QP GBL EQ | 78.662 |
| MIFL CH PRO QP GL EQ | 185.723 |
| MIGROS BANK (LUX) FONDS INTERSTOCK | 2.700 |
| MINDEROO FOUNDATION LIMITED ATO THE MINDEROO FOUNDATION TRUS | 4.214 |
| MINEWORKERS' PENSION SCHEME | 194.937 |
| MINISTRY OF ECONOMY AND FINANCE | 843.257 |
| MIRONIUC VLAD | 2 |
| MONTANA BOARD OF INVESTMENTS | 185.459 |
| MONTERO MARTINEZ IVAN | 23 |
| MOORE GLOBAL INVESTMENTS LLC C/O MOORE CAPITAL MANAGEMENT LP | 130.000 |
| MORGAN STANLEY INSTITUTIONAL FUND TRUST - GLOBAL STRATEGIST PORTFOLIO | 7.491 |
| MORGAN STANLEY INVESTMENT FUNDS | 120.283 |
| MORGAN STANLEY PATHWAY FUNDS | 48.097 |
| MORGAN STANLEY VARIABLE INSURANCE F UND, INC. GLOBAL STRATEGI ST PORTFOLIO | 1.094 |
| MOTABILITY AS SOLE TRUSTEE OF THE MOTABILITY ENDOWMENT TRUST | 6.151 |
| MOTHER CABRINI HEALTH FOUNDATION INC | 21.442 |
| MOUNT HATTON INVESTMENTS LIMITED | 19.015 |
| MOZILLA CORPORATION | 9.796 |
| MSCI ACWI EX-U.S. IMI INDEX FUND B2 | 61.046 |
| MSCI EQUITY INDEX FUND B - ITALY (MSITB) | 657.735 |
| MSCI EUROPE EQUITY INDEX FUND B (EUROSECB) | 78.325 |
| MULTI UNITS FRANCE - AMUNDI FT | 2.101.443 |
| MULTI UNITS FRANCE - AMUNDI MS | 100.261 |
| MULTI UNITS LUX - AMUNDI CORE | 287.660 |
| MULTI UNITS LUX - AMUNDI EURO | 9.355.577 |
| MULTI UNITS LUXEMBOURG AMUNDI | 141.982 |
| MULTI-MANAGER INTERNATIONAL EQUITY STRATEGIES FUND | 64.771 |
| MULTIMIX WHOLESALE INTERNATIONAL SHARES TRUST | 9.774 |
| MUTUAL FUND LOCALTAPIOLA EUROPE CLIMATE INDEX | 113.106 |
| MW INV STRAT EUREKA FUND AC | 1.396.643 |
| MW INV STRT MKT NEUTRAL TOP AC | 401.627 |
| MWIS - TOPS GLOBAL EQUITIES LE FUND | 49.004 |
| MWIS - TOPS INTERNATIONAL EQUITIES FUND | 200.137 |
| MWIS TOPS WORLD EQUITIES AC | 10.810.713 |
| MWIS TOPS WORLD EX US AC | 103.003 |
| N I RENDEMENT EQUILIBRE | 2.305 |
| NATIONAL BANK FINANCIAL | 2 |



* ELENCO DELEGANTI *

| | |
|--|------------|
| NATIONAL BANK FINANCIAL INC | 346.812 |
| NATIONAL COUNCIL FOR SOCIAL SEC FUND | 90.868 |
| NATIONAL COUNCIL FOR SOCIAL SECURITY FUND PRC | 671.969 |
| NATIONAL EMPLOYMENT SAVINGS TRUST | 124.783 |
| NATIONAL PENSION INSURANCE FUND | 10.137 |
| NATIONWIDE INTERNATIONAL INDEX FUND | 80.941 |
| NATWEST ST JAMES'S PLACE GREATER EUROPEAN PROGRESSIVE UNIT TRUST | 1.952.144 |
| NATWEST ST JAMES'S PLACE MANAGED GROWTH UNIT TRUST | 33.796 |
| NATWEST TRUSTEE AND DEPOSITARY SERVICES LIMITED AS TRUSTEE O | 4.743 |
| NATWEST TRUSTEE AND DEPOSITARY SERVICES LIMITED AS TRUSTEE OF ST. JAMES'S PLACE | 197.121 |
| CONTINENTAL EURO | |
| NATWEST TRUSTEE AND DEPOSITARY SERVICES LIMITED AS TRUSTEE OF ST. JAMES'S PLACE | 67.025 |
| STRATEGIC MANAGE | |
| NBIMC EAFE EQUITY INDEX FUND. | 19.723 |
| NEBRASKA PUBLIC EMPLOYEES RETIREMENT SYSTEMS | 563.121 |
| NEF ETHICAL BALANCED DYNAMIC | 281.401 |
| NEF ETHICAL EURO EQUITY | 748.457 |
| NEF ETHICAL GLOBAL EQUITY | 23.376 |
| NEF RISPARMIO ITALIA | 291.079 |
| NELKE PARTNERSHIP | 5.993 |
| NEPC INVESTMENT LLC | 74.774 |
| NEUALT LLC | 45.631 |
| NEW AIRWAYS PENSION SCHEME | 5.824 |
| NEW YORK STATE COMMON RETIREMENT FUND | 649.050 |
| NEW YORK STATE NURSES ASSOCIATION PENSION PLAN. | 6.327 |
| NEW YORK STATE TEACHERS RETIREMENT SYSTEM | 2.267.594 |
| NEXTERA ENERGY DUANE ARNOLD LLC QUALIFIED DECOMMISSIONING THE DUANE ARNOLD ENERGY | 2.077 |
| CENTER NUCLEAR POWER PLANT | |
| NFL PLAYER TAX QUALIFIED ANNUITY PLAN | 11.588 |
| NFS LIMITED | 18.852 |
| NGS SUPER | 36.838 |
| NIEVERGELT PETER RUDOLF | 5.650 |
| NINE MILE POINT NDT QUALIFIED PARTNERSHIP | 100 |
| NINETY ONE GLOBAL STRATEGY FUND | 1.208.615 |
| NN PARAPLUFONDS I N V | 201.855 |
| NOMURA WORLD EX JAPAN EQUITY FUND | 151.500 |
| NORDEA I SICAV | 615.859 |
| NORDEA EUROPEAN PASSIVE FUND | 63.922 |
| NORDEA GLOBAL PASSIVE FUND | 76.606 |
| NORDEA WORLD PASSIVE FUND | 79.318 |
| NORGES BANK | 72.888.212 |
| NORTHAMPTONSHIRE PENSION FUND | 11.267 |
| NORTHERN FUNDS - INTERNATIONAL EQUITY INDEX FUND | 589.096 |
| NORTHERN TRUST COMMON ALL COUNTRY WORLD EX-US INVESTABLE MAR | 196.850 |
| NORTHERN TRUST COMMON EAFE INDEX FUND - LENDING | 277.302 |
| NORTHERN TRUST GLOBAL INVESTMENTS COLLECTIVE FUNDS TRUST | 3.806.409 |
| NORTHERN TRUST UCITS COMMON CONTRACTUAL FUND | 778.171 |
| NORTHERN TRUST UCITS FGR FUND | 462.098 |
| NORTHROP GRUMMAN PENSION MASTERTRUST | 12.352 |
| NOVA SCOTIA PUBLIC SERVICE SUPERANNUATION FUND | 1 |
| NOVANT HEALTH INC. | 66.744 |
| NOW PENSIONS TRUST | 78.834 |
| NSP MINNESEOTA RETAIL PRAIRIE II | 12.535 |
| NSP MINNESOTA PRAIRIE I RETAIL QUALIFIED TRUST | 10.152 |
| NSP MONTICELLO MINNESOTA RETAIL | 23.678 |
| NT MSCI EAFE INDEX FUND | 1 |
| NT WORLD GREEN TRANSITION INDEX FUND | 2.833 |
| NUNAVUT TRUST | 5.275 |
| NUVEEN INTERNATIONAL EQUITY INDEX FUND | 247.944 |
| NVIT GS INTERNATIONAL EQUITY INSIGHTS FUND | 144.854 |
| NVIT INTERNATIONAL INDEX FUND | 75.863 |
| NYLI GF AUSBIL GLOBAL SMALL CAP | 15.683 |
| NZAM EURO STOXX PARIS-ALIGNED | 10.292 |
| OAKLAND COUNTY EMPLOYEES RETIREMENT SYSTEM | 40.274 |
| OAKLAND COUNTY VEBA. | 96.055 |
| OB 2 | 9.282 |
| OHMAN MARKNAD EUROPA | 23.000 |
| OHMAN MARKNAD GLOBAL | 33.000 |
| OLD WESTBURY SMALL AND MID CAP STRATEGIES FUND. | 86.700 |
| OMEGA FFIP LIMITED PARTNERSHIP | 4.708 |
| ONEMARKETS BR GLB DVRSFD BAL FD | 5.468 |
| ONEMARKETS ITALY ICAV | 347.181 |
| ONEPATH GLOBAL SHARES - LARGE CAP (UNHEDGED) INDEX POOL | 162.199 |
| OPENWORLD PUBLIC LIMITED COMPANY | 3.419 |
| OSMOSIS ICAV | 39.892 |
| OSSIAM LUX | 47.970 |
| PACER TRENDPILOT INTERNATIONAL ETF | 17.065 |
| PACIFIC GAS AND ELECTRIC COMPANY NUCLEAR FACILITIES QUALIFIED CPUC DECOMMISSIONING | 23.417 |
| MASTER TRUST | |
| PACIFIC SELECT FUND -PD INTERNATIONAL LARGE-CAP INDEX PORTFOLIO | 77.426 |
| PASSIVE GLOBAL SHARE TRUST | 36.038 |



* ELENCO DELEGANTI *

| | |
|--|-----------|
| PATRINOS STEFANOS | 1.250 |
| PAYAN ERIC | 316 |
| PECHLIVANIDIS KONSTANTINOS | 700 |
| PECO ENERGY COMPANY RETIREE LIFE INSURANCE TRUST | 509 |
| PEG AIRBUS ACTIONS | 34.968 |
| PEG AIRBUS DIVERSIFIE | 10.273 |
| PEGASUS-UI-FONDS | 20.000 |
| PENN SERIES DEVELOPED INTERNATIONAL INDEX FUND | 9.142 |
| PENSION BENEFIT GUARANTY CORPORATION | 104.679 |
| PENSION RESERVES INVESTMENT TRUST FUND | 2.629.392 |
| PEOPLE'S BANK OF CHINA | 720.951 |
| PEPCO HOLDINGS INC. VEBA TRUST | 3.706 |
| PERPETUAL INVESTMENT SERVICES EUROPE ICAV | 394.424 |
| PERPETUAL PRIVATE RI INTERNATIONAL SHARE FUND | 1.562 |
| PF2 | 9.233 |
| PGIM QMA INTERNATIONAL DEVELOPED MARKETS INDEX FUND | 4.701 |
| PGIM QMA INTERNATIONAL EQUITY FUND | 14.200 |
| PICTET - MULTI ASSET GLOBAL OPPORTUNITIES' | 9.825 |
| PICTET CH - GLOBAL EQUITIES | 15.034 |
| PICTET TR ATLAS | 877.262 |
| PICTET TR ATLAS TITAN | 219.407 |
| PICTET TR DIVERSIFIED ALPHA 85A | 144.520 |
| PIMCO ACCESS INCOME FUND | 1.073.500 |
| PIMCO COMMODITIESPLUS STRATEGY FUND | 46.500 |
| PIMCO CORPORATE AND INCOME OPPORTUNITY FUND | 2.152.500 |
| PIMCO CORPORATE AND INCOME STRATEGY FUND | 687.000 |
| PIMCO DYNAMIC INCOME FUND | 6.139.000 |
| PIMCO DYNAMIC INCOME OPPORTUNITIES FUND | 2.274.000 |
| PIMCO FLEXIBLE CREDIT INCOME FUND | 3.581.000 |
| PIMCO GLOBAL STOCKSPLUS AND INCOME FUND | 123.500 |
| PIMCO HIGH INCOME FUND | 886.500 |
| PIMCO INCOME STRATEGY FUND | 523.500 |
| PIMCO INCOME STRATEGY FUND II | 1.043.000 |
| PIMCO STRATEGIC INCOME FUND, INC. | 323.500 |
| PINK CALI LLC | 1.776 |
| PINNACLE ANTIPODES GLOBAL FUND | 943.013 |
| PINNACLE ANTIPODES GLOBAL OP FD | 25.408 |
| PINNACLE ICAV | 59.737 |
| PINNBROOK MASTER FUND LP C/O OGIER GLOBAL (CAYMAN) LIMITED | 276.659 |
| PITTSBURGH THEOLOGICAL SEMINARY OF THE PRESBYTERIAN CHURCH | 4.151 |
| PIVOTAL PHILANTHROPIES FOUNDATION | 3.933 |
| PK CSG WORLD EQUITY UBS FUND MANAGEMENT SWITZERLAND AG | 22.936 |
| PLESCHKE CHRISTIAN | 2 |
| PMPT INKA FONDS | 95.448 |
| POINT BEACH UNIT 1 AND UNIT 2 NON QUALIFIED TRUST | 21.985 |
| POINT72 ASSOCIATES LLC C/O FINSCO LIMITED | 130.071 |
| POIRIER ALEXANDRE | 78 |
| POLICE AND FIREMEN'S RETIREMENTS SYSTEM OF NEW JERSEY | 265.447 |
| PORTFOLIO BUILDING BLOCK EUROPEAN BANKS INDEX ETF | 35.155 |
| PREMIER MITON DIVERSIFIED BALANCED GROWTH FUND | 107.331 |
| PREMIER MITON DIVERSIFIED CAUTIOUS GROWTH FUND | 53.247 |
| PREMIER MITON DIVERSIFIED DYNAMIC GROWTH FUND | 80.875 |
| PREMIER MITON DIVERSIFIED GROWTH FUND | 356.865 |
| PREMIER MITON DIVERSIFIED INCOME FUND | 54.026 |
| PRESBYTERIAN CHRUCH IN AMERICA 403 (B) (9) RETIREMENT PLAN | 12.607 |
| PRESCIENT FUND SERVICES IRELAND LIMITED ACTING IN ITS CAPACI | 8.190 |
| PRIME SUPER PTY LTD | 6.671 |
| PRINCIPAL FUNDS INC INTERNATIONAL EQUITY INDEX | 143.893 |
| PRINCIPAL FUNDS INC OVERSEAS FUND | 34.982 |
| PRINCIPAL LIFE INSURANCE COMPANY | 49.717 |
| PROCTER AND GAMBLE BELGIUM PENSION FUND | 4.855 |
| PRO-GEN INVESTMENTS LLC | 6.402 |
| PROVEDA GLOBAL EQUITY LIMITED PARTNERSHI | 3.242 |
| PRUDENTIAL ASSURANCE COMPANY SINGAPORE (PTE) LTD | 69.881 |
| PRUDENTIAL HONG KONG LIMITED | 21.708 |
| PSVAG MASTERFONDS | 87.249 |
| PTV2 | 61.193 |
| PUBLIC EMPLOYEE RETIREMENT SYSTEM OF IDAHO | 29.675 |
| PUBLIC EMPLOYEES RETIREMENT ASSOCIATION OF COLORADO | 323.425 |
| PUBLIC EMPLOYEES RETIREMENT ASSOCIATION OF NEW MEXICO | 141.069 |
| PUBLIC EMPLOYEES RETIREMENT SYSTEM OF OHIO | 154.896 |
| PUBLIC EMPLOYEES RETIREMENT SYSTEM OF MISSISSIPPI | 294.182 |
| PUBLIC EMPLOYEES RETIREMENT SYSTEM OF NEVADA | 957.533 |
| PUBLIC EMPLOYEES RETIREMENT SYSTEM OF OHIO | 1.333.129 |
| PUBLIC EMPLOYEES' LONG-TERM CARE FUND | 32.623 |
| PUBLIC SCHOOL RETIREMENT SYSTEM OF THE CITY OF ST LOUIS | 11.442 |
| PUBLIC SCHOOL TEACHERS PENSION AND RETIREMENT FUND OF CHICAGO | 451.943 |
| PUBLIC SECTOR PENSION INVESTMENT BOARD. | 547.574 |
| PUTM AUTHORISED CONTRACTUAL SCHEME - PUTM ACS SUSTAINABLE INDEX EUROPEAN EQUITY FUND | 1.153.604 |
| QIC INTERNATIONAL EQUITIES FUND. | 5.686 |



[Handwritten signature]

* ELENCO DELEGANTI *

| | |
|--|-----------|
| QUALITY EDUCATION FUND | 3.969 |
| R CO PHARMA ACTIONS | 237.340 |
| R.E. GINNA NUCLEAR POWER PLANT QUALIFIED FUND. | 300 |
| RAGS-FUNDMASTER | 27.017 |
| RAIFFEISEN GMBH NV AKTIEN GLOBAL | 3.620 |
| RAINDROPS CAPITAL LIMITED | 5.194 |
| RBC INDIGO INTERNATIONAL EQUITYINDEX FUND | 1 |
| RBC PRIVATE OVERSEAS EQUITY POOL | 46.374 |
| RCO LUX MONTJOLY INVEST POOL RCG | 2.283 |
| REASSURE LIMITED | 530.729 |
| REBECCHI MIRCO | 2.328 |
| RED LIFE REINSURANCE LIMITED | 2.611 |
| REGIME DE RENTES DU MOUVEMENT DESJARDINS | 32.010 |
| REGIME DE RETRAITE DE L'UNIVERSITE DE MONTREAL | 294.920 |
| RETAIL EMPLOYEES SUPERANNUATIONTRUST | 160.859 |
| RETIREMENT BENEFITS INVESTMENT FUND | 15.672 |
| RETIREMENT BOARD OF ALLEGHENY COUNTY | 15.169 |
| RETIREMENT PENSION PLAN OF THE BOARD OF PUBLIC UTILITIES OF | 136.070 |
| RGI FUNDS ICVC - RGI GLOBAL RECOVERY FUND | 100.985 |
| RHUMBLINE ALL COUNTRY INTERNATIONAL INDEX FUND | 4.152 |
| RHUMBLINE INTERNATIONAL POOLED INDEX TRUST | 85.567 |
| RIVER AND MERCANTILE INVESTMENTS IC | 41.819 |
| RLA GLOBAL SHARE FUND | 22.871 |
| RLA INTERNATIONAL EQUITIES FUND | 53.469 |
| RLA NZ INTERNATIONAL EQUITIES FUND | 24.956 |
| ROBECO CAPITAL GROWTH FUNDS | 48.627 |
| ROBECO INSTITUTIONAL ASSET MANAGEMENT B V AS THE MANAGER OF | 4.736 |
| ROBECO UCITS ICAV | 23.069 |
| ROBECO UMBRELLA FUND I N.V. | 11.449 |
| ROBINSON UNIT 2 QUALIFIED-NUCLEAR DECOMMISSIONING FUND | 18.382 |
| ROCHE U.S. RETIREMENT PLANS MASTER TRUST | 23.693 |
| ROPS ACTIONS EUROPEENNES 2 | 799.566 |
| ROPS EURO P | 278.675 |
| ROPS SMART INDEX EURO | 23.917 |
| ROSEFINCH FOUNDATION | 8.320 |
| ROTHSCHILD AND CO ASSET MANAGEMENT EUROPE | 164.857 |
| ROTHSCHILD MARTIN MAUREL | 3.865.348 |
| ROUSSEAU FREDERIC | 2.008 |
| ROYAL LONDON EQUITY FUNDS ICVC - ROYAL LONDON EUROPE EX UK EQUITY TILT FUND | 330.345 |
| ROYAL UNITED KINGDOM BENEFICENT ASSOCIAT | 3.154 |
| RTPIP LP. | 11.402 |
| RTX SAVINGS PLAN MASTER TRUST | 583.752 |
| RUSSELL INVESTMENT COMPANY MULTIFACTOR INTERNATIONAL EQUITY FUND | 13.835 |
| RUSSELL INVESTMENT COMPANY PLC | 1.609 |
| RUSSELL INVESTMENTS GLOBAL SMALLER COMPANIES POOL | 1.194 |
| RUSSELL INVESTMENTS LOW CARBON GLOBAL SHARES FUND | 14.149 |
| RUSSELL INVESTMENTS MULTIASSET FACTOR EXPOSURE FUND | 6.851 |
| RUSSELL INVESTMENTS MULTIFACTORINTERNATIONAL EQUITY POOL | 2.108 |
| RUSSELL INVESTMENTS TAX EFFECTIVE GLOBAL SHARES FUND | 149.842 |
| RUTGERS THE STATE UNIVERSITY | 14.619 |
| S. ROBSON WALTON 2009 GRAT NO. 4 ARTICLE II TRUST | 8.286 |
| SABADELL INVERSION ETICA Y SOLIDARIA, FI | 10.837 |
| SAFRAN DYNAMIQUE ACTIONS EUROPE ESG | 54.568 |
| SAKKARAH 6 | 140.007 |
| SAKKARAH 7 FCP | 56.330 |
| SAKKARAH C | 100.667 |
| SAMLYN LONG ALPHA MASTER FUND LTD. C/O ELIAN FIDUCIARY SERVICES (CAYMAN) LIMITED | 42.055 |
| SAMLYN NET NEUTRAL MASTER FUND LTD. | 548.501 |
| SAMLYN OFFSHORE MASTER FUND LTD.F/K/A SAMLYN OFFSHORE LTD | 696.144 |
| SAMLYN ONSHORE FUND LP | 294.108 |
| SANDOOQ AL WATAN INVESTMENTS (RESTRICTED) LTD | 5.213 |
| SAS TRUSTEE CORPORATION POOLED FUND | 137.915 |
| SBC MASTER PENSION TRUST | 318.232 |
| SC EDISON NUCLEAR FACILITIES QUALIFIED CPUC DECOMMISSIONING MASTER TR | 15.534 |
| SCHLUMBERGER GROUP TRUST AGREEMENT | 127.187 |
| SCHLUMBERGER INTERNATIONAL STAFF RETIREMENT FUND FCP-SIF | 46.739 |
| SCHOENHUBER ALEXANDRA | 348.000 |
| SCHOOL EMPLOYEES RETIREMENT SYSTEM OF OHIO | 25.041 |
| SCHRODER DIVERSIFIED GROWTH FUND (CANADA) | 604 |
| SCHRODER DIVERSIFIED GROWTH PORTFOLIO, L.P. | 11.260 |
| SCHRODER DIVERSIFIED GROWTH TRUST | 10.087 |
| SCHRODER GAIA | 14.045 |
| SCHRODER GLOBAL EX UK EQUITY TRACKER COMPONENT FUND | 7.008 |
| SCHRODER INSTITUTIONAL POOLED FUNDS | 9.496 |
| SCHRODER INSTITUTIONAL POOLED FUNDS- ADVANCED GLOBAL EQUITY FUND | 13.787 |
| SCHRODER INTERNATIONAL SELECTION FUND | 878.285 |
| SCHWAB FUNDAMENTAL INTERNATIONAL SMALL COMPANY INDEX ETF | 271.363 |
| SCHWAB FUNDAMENTAL INTERNATIONAL SMALL EQUITY INDEX FUND | 59.499 |
| SCHWAB INTERNATIONAL EQUITY ETF | 4.391.524 |
| SCHWAB INTERNATIONAL INDEX FUND | 1.236.088 |
| SCIACCITANO ALDO FRANCOIS | 36 |



* ELENCO DELEGANTI *

| | |
|--|-----------|
| SCOTIA INTERNATIONAL EQUITY INDEX FUND | 7.165 |
| SCOTIA INTERNATIONAL EQUITY INDEX TRACKER ETF | 59.709 |
| SCOTIA RESPONSIBLE INVESTING INTERNATIONAL EQUITY INDEX ETF | 7.326 |
| SCOTTISH WIDOWS INVESTMENT SOLUTIONS FUNDS ICVC- EUROPEAN (EX UK)EQUITY FUND | 104.987 |
| SCOTTISH WIDOWS MANAGED INVESTMENT FUNDS ICVC-INTERNATIONAL EQUITY TRACKER FUND | 50.345 |
| SEAN WARD 2014 REVOCABLE TRUST | 32.230 |
| SEASONS SERIES TRUST SA MULTI-MANAGED INTERNATIONAL EQUITY PORTF | 8.791 |
| SEGALL BRYANT & HAMILL INTERNATIONAL SMALL CAP TRUST | 105.841 |
| SEI GLOBAL MASTER FUND PLC THE | 19.491 |
| SEI INSTITUTIONAL INVESTMENTS TRUST - SCREENED WORLD EQUITY EX-US FUND | 5.383 |
| SEI INSTITUTIONAL INVESTMENTS TRUST - WORLD EQUITY EX-US FUND | 179.057 |
| SELECTION EURO CLIMAT JANVIER 2025 | 78.738 |
| SELFFINANCING POSTSECONDARY EDUCATION FUND | 2.728 |
| SELLA SGR RUBRICA INVESTIMENTI AZIONARI ITALIA | 676.714 |
| SELLA SGR RUBRICA INVESTIMENTI BILANCIATI ITALIA | 64.443 |
| SELLMANN PHILIPP | 6 |
| SENTINEL INTERNATIONAL FUND | 1.711 |
| SENTINEL INTERNATIONAL TRUST | 19.215 |
| SEQUOIA HOLDINGS LLC | 56.889 |
| SG ACTIONS ETATS-UNIS POCHE AC | 128.673 |
| SG ACTIONS INTERNATIONALES | 71.194 |
| SG ACTIONS INTERNATIONALES ISR | 65.252 |
| SG BLACKROCK ACTIONS EURO | 527.376 |
| SG DIVERSIFIE ISR | 33.450 |
| SG ERS AMUNDI ACTIONS EUROPE S | 69.900 |
| SHELBY COUNTY TENNESSEE RETIREMENT SYSTEM | 67.645 |
| SHELL CANADA 2007 PENSION PLAN | 3.274 |
| SHELL FOUNDATION | 11.654 |
| SHELL TRUST (BERMUDA) LIMITED AS TRUSTEE OF THE SHELL INTERNATIONAL PENSION FUND | 8.425 |
| SHELL TRUST (BERMUDA) LTD AS TRUSTEE OF THE SHELL OVERSEAS CONTRIBUTORY PENSION FUND | 16.620 |
| SIEMENS-FONDS SIEMENS-RENTE | 181.025 |
| SILVER FAMILY LIVING TRUST U/A DTD 10/3/2023 | 321 |
| SIX CIRCLES INTERNATIONAL UNCONSTRAINED EQUITY FUND | 2.786.380 |
| SIX CIRCLES MANAGED EQUITY PORTFOLIO INTERNATIONAL UNCONSTRAINED FUND | 1.545.825 |
| SKAGEN FOCUS VERDIPAPIRFOND | 768.915 |
| SKYLINE UMBRELLA FUND ICAV | 562.126 |
| SLW PORTFOLIO LLC | 10.324 |
| SMART WHOLESALE GLOBAL EQUITY ESG FUND | 34.360 |
| SMTB FOREIGN EQUITY INDEX OPENMOTHER FUND | 68.940 |
| SMTB FOREIGN STOCK INDEX MOTHER FUND | 1.433 |
| SNOWBALL CAPITAL HOLDINGS LIMITED | 5.470 |
| SNOWFINCH FOUNDATION | 8.320 |
| SOCIAL PROTECTION FUND | 105.191 |
| SOGECAP ACTIONS - MID CAP | 187.801 |
| SOLIDARITE | 26.835 |
| SONA BLUE PEAK LTD. | 77.220 |
| SOTGIU SIMONE | 50 |
| SPA MANDATE BLACKROCK | 49.018 |
| SPARTAN GROUP TRUST FOR EMPLOYEE BENEFIT PLANS. | 3.116.935 |
| SPDR MSCI ACWI EXUS ETF | 172.655 |
| SPDR MSCI EAFE FOSSIL FUEL RESERVES FREE ETF | 48.502 |
| SPDR MSCI EAFE STRATEGICFACTORSETF | 56.247 |
| SPDR MSCI WORLD QUALITY MIX ETF | 5.981 |
| SPDR MSCI WORLD STRATEGICFACTORS ETF | 3.644 |
| SPDR PORTFOLIO DEVELOPED WORLD EXUS ETF | 2.439.367 |
| SPDR PORTFOLIO EUROPE ETF | 103.088 |
| SPP GENERATION 40-TAL | 2.275 |
| SPP GENERATION 50-TAL | 16.954 |
| SPP GENERATION 70-TAL | 68.210 |
| SPP GENERATION 80-TAL | 26.956 |
| SPP PENSION & FORSAKRING AB (PUBL) | 3.049 |
| SRW 2009 FRIENDS AND FAMILY CONTINUATION TRUST | 716 |
| SSB MSCI ACWI EX USA IMI SCREENED NONLENDING COMMON TRUST FUND | 89.454 |
| SSB MSCI ITALY INDEX SECURITIESLENDING COMMON TRUST FUND | 1.486.920 |
| SSGA MSCI ACWI EX-USA INDEX NON-LENDING DAILY TRUST | 6.438 |
| SSGA SPDR ETFS EUROPE I PUBLIC LIMITED COMPANY | 705.417 |
| SSGA SPDR ETFS EUROPE II PUBLICLIMITED COMPANY | 649.621 |
| SST GLOB ADV TAX EXEMPT RETIREMENT PLANS | 9.596.736 |
| ST BEDRIJFSTAKPENSIOENFONDS VOOR DE PARTICULIERE BEVEILIGING | 27.140 |
| ST PFD PMA MANDATE BLACKROCK | 16.378 |
| STANDARD BANK OF SOUTH AFRICA LTD | 316.020 |
| STANLIB FUNDS LIMITED | 3.970 |
| STAR PASTEUR | 80.584 |
| STATE OF ALASKA RETIREMENT AND BENEFITS PLANS | 131.615 |
| STATE OF MINNESOTA | 1.522.643 |
| STATE OF NEW JERSEY COMMON PENSION FUND D | 899.840 |
| STATE OF NEW MEXICO STATE INVESTMENT COUNCIL | 1.186.454 |
| STATE OF WISCONSIN INVESTMENT BOARD | 2 |
| STATE OF WYOMING | 77.012 |
| STATE OIL FUND OF THE REPUBLIC OF AZERBAIJAN | 318.526 |
| STATE STREET CCF | 6.981 |

* ELENCO DELEGANTI *

| | |
|--|-----------|
| STATE STREET GLOBAL ADVISORS GROSS ROLL UP UNIT TRUST | 12.242 |
| STATE STREET GLOBAL ADVISORS LUXEMBOURG SICAV | 396.147 |
| STATE STREET GLOBAL ALL CAP EQUITY EXUS INDEX PORTFOLIO | 533.920 |
| STATE STREET INTERNATIONAL DEVELOPED EQUITY INDEX PORTFOLIO | 386.973 |
| STATE STREET INTERNATIONAL EQUITIES INDEX TRUST LEVEL 15 | 14.177 |
| STATE STREET IRELAND UNIT TRUST | 63.659 |
| STATE STREET TOTAL RETURN VIS FUND | 12.158 |
| STATE TEACHERS RETIREMENT SYSTEM OF OHIO | 478.170 |
| STATE UNIVERSITIES RETIREMENT SYSTEM | 494.437 |
| STAUBLI 50 50 - S2G | 1.606 |
| STEUART L. WALTON FAMILY TRUST UAD 03/19/13 | 3.662 |
| STICHTING AHOLD DELHAIZE PENSIOEN | 20.453 |
| STICHTING BEDRIJFSPENSIOENFONDS VOOR HET | 22.404 |
| STICHTING BEDRIJFSTAKPENSIOENFONDS VOOR DE DETAILHANDEL | 161.514 |
| STICHTING BEDRIJFSTAKPENSIOENFONDS VOOR DE ZOETWARENINDUSTR | 15.595 |
| STICHTING BEDRIJFSTAKPENSIOENFONDS VOOR HET SCHILDERS AFW ERKINGS ENGLASZETBEDRIJF | 25.581 |
| STICHTING BELEGGINGEN MENZIS | 9.265 |
| STICHTING BPL PENSIOEN MANDAAT BLACKROCK | 395.561 |
| STICHTING ING CDC PENSIOENFONDS | 5.351 |
| STICHTING JURIDISCH EIGENAAR ASR WERELDWIJD AANDELEN FONDS | 23.077 |
| STICHTING PENSIOENFONDS CAMPINA | 5.891 |
| STICHTING PENSIOENFONDS HOOGOVENS | 86.552 |
| STICHTING PENSIOENFONDS ING | 64.211 |
| STICHTING PENSIOENFONDS OPENBARE BIBLIOTHEKEN | 15.526 |
| STICHTING PENSIOENFONDS PGB | 446.398 |
| STICHTING PENSIOENFONDS RAIL AND OPENBAAR VERVOER | 23.858 |
| STICHTING PENSIOENFONDS SAGITTARIUS | 41.090 |
| STICHTING PENSIOENFONDS VOOR DE ARCHITECTENBUREAUS | 35.081 |
| STICHTING PHILIPS PENSIOENFONDS | 30.413 |
| STOK ERIK | 1 |
| STOKIC MARKO | 200 |
| STOREBRAND EUROPA | 665.688 |
| STOREBRAND EUROPA PLUS | 18.052 |
| STOREBRAND GLOBAL ALL COUNTRIES | 228.321 |
| STOREBRAND LIVSFORSIKRING AS | 74.003 |
| STOREBRAND SICAV - SKAGEN FOCUS LUX | 17.665 |
| STOREBRAND SICAV - STOREBRAND GLOBAL PLUS LUX | 7.285 |
| STRATEGIC INTERNATIONAL EQUITY FUND | 39.473 |
| SUBSIDIZED SCHOOLS PROVIDENT FUND | 38.851 |
| SUNAMERICA SERIES TRUST - SA INTERNATIONAL INDEX PORTFOLIO | 97.959 |
| SUNAMERICA SERIES TRUST SA JPM DIVERSIFIED BALANCED PORTFOLIO | 3.383 |
| SUNRISE PARTNERS LIMITED PARTNERSHIP | 25.740 |
| SUPERANNUATION FUNDS MANAGEMENT CORPORATION OF SOUTH AUSTRAL | 102.177 |
| SURAVENIR OVERLAY LOW VOL ACTIONS | 555.638 |
| SURIANO ALESSANDRO | 250 |
| SVS LANDSEER EUROPEAN EQUITY FUND | 65.767 |
| SWISSCANTO FONDSLEITUNG AG | 608.304 |
| SYLVAN PARTNERS, LLC | 8.161 |
| SYNERGIE - ACTIONS GLOBALES TARGETNETZERO | 38.688 |
| SYNERGIE ACTIONS MONDE (EX-SUISSE) INDEXEES | 18.865 |
| T ROWE PRICE GLOBAL EX US EQUITY 1001293 | 1.506 |
| T. ROWE PRICE INTERNATIONAL EQUITY INDEX FUND | 194.368 |
| T. ROWE PRICE INTERNATIONAL EQUITY INDEX TRUST | 729.561 |
| TACS NON US EQUITY CORE MARKET CONTINUOUS LLC | 43.750 |
| TAILOR ACTIONS ENTREPRENEURS | 70.739 |
| TALCOTT RESOLUTION LIFE INSURANCE COMPANY | 23.749 |
| TANGERINE BALANCED GROWTH PORTFOLIO | 27.912 |
| TANGERINE BALANCED INCOME PORTFOLIO | 2.178 |
| TANGERINE BALANCED PORTFOLIO | 18.799 |
| TANGERINE EQUITY GROWTH PORTFOLIO | 37.799 |
| TASSIN JEAN-FRANÇOIS | 120 |
| TCORPIM DEVELOPED MARKETS EQUITIES (HEDGED) FUND | 76.943 |
| TCORPIM DEVELOPED MARKETS EQUITIES (SOVEREIGN INVESTOR - HEDGED) FUND | 396.328 |
| TD EMERALD INTERNATIONAL EQUITY INDEX FUND | 388.158 |
| TD EMERALD LOW CARBON GLOBAL EQUITY INDEX POOLED FUND TRUST | 3.125 |
| TD EUROPEAN INDEX FUND | 14.439 |
| TD INTERNATIONAL EQUITY INDEX ETF | 259.820 |
| TEACHER RETIREMENT SYSTEM OF TEXAS | 733.031 |
| TEACHERS RETIREMENT SYSTEM OF GEORGIA | 1.296.108 |
| TEACHERS' RETIREMENT SYSTEM OF OKLAHOMA | 200.292 |
| TEACHERS' RETIREMENT SYSTEM OF THE CITY OF NEW YORK | 127.828 |
| TEACHERS' RETIREMENT SYSTEM OF THE STATE OF ILLINOIS | 109.437 |
| TEAM SUPERANNUATION FUND | 96.177 |
| TELSTRA SUPER PTY LTD AS TRUSTEE FOR TELSTRA SUPERANNUATION | 52.324 |
| TEXAS MUNICIPAL RETIREMENT SYSTEM | 236.427 |
| TEXAS PERMANENT SCHOOL FUND CORP | 1 |
| TEXAS PERMANENT SCHOOL FUND CORPORATION | 46.235 |
| TEXTRON INC MASTER TRUST | 131.664 |
| TF-EQUITY | 21.612 |
| THE ARCHDIOCESE OF HARTFORD INVESTMENT TRUST | 2.716 |
| THE ARROWSTREET COMMON CONTRACTUAL FUND | 101.418 |



*** ELENCO DELEGANTI ***

| | |
|--|-----------|
| THE BANK OF NEW YORK MELLON EMPLOYEE BENEFIT COLLECTIVE INV | 421.863 |
| THE BANK OF NEW YORK MELLON EMPLOYEE BENEFIT COLLECTIVE INVESTMENT FUND PLAN | 892.413 |
| THE BANK OF NEW YORK MELLON INTERNATIONAL LIMITE | 283.322 |
| THE BANK OF NEW YORK MELLON SA NV | 130.990 |
| THE BOARD OF PENSIONS OF THE PRESBYTERIAN CHURCH USA | 62.339 |
| THE BOARD OF THE PENSION PROTECTION FUND RENAISSANCE | 72.808 |
| THE CALIFORNIA WELLNESS FOUNDATION | 7.097 |
| THE CAPTIVE INVESTORS FUND | 812.642 |
| THE COCA-COLA COMPANY | 108.046 |
| THE COMMONWEALTH FUND | 2.325 |
| THE DOMESTIC AND FOREIGN MISSIONARY SOCIETY OF THE PROTESTA IN THE UNITED STATES OF AMERICA | 104.211 |
| THE DOMESTIC AND FOREIGN MISSIONARY SOCIETY OF THE PROTESTANT EPISCOPAL CHURCH IN THE UNITED STATES OF AMERICA | 78.352 |
| THE GENERAL PENSION AND SOCIAL SECURITY AUTHORITY | 24.267 |
| THE GOLDMAN SACHS TRUST COMPANYNA COLLECTIVE TRUST | 57.952 |
| THE GREATER MANCHESTER PENSION FUND | 542.931 |
| THE HARTFORD ROMAN CATHOLIC DIOCESAN CORPORATION RETIREMENT | 1.101 |
| THE HEALTH FOUNDATION. | 4.603 |
| THE HKSAR GOVERNMENT SCHOLARSHIP FUND | 2.686 |
| THE JUPITER GLOBAL FUND | 48.202 |
| THE KOWLOON MOTOR BUS COMPANY (1933) LIMITED DAILY RATED EMPLOYEES RETIREMENT FUND SCHEME | 4.006 |
| THE MASTER TRUST BANK OF JAPAN LTD RE: HITACHI FOREIGN EQUITY INDEX MOTHER FUND | 24.606 |
| THE MASTER TRUST BANK OF JAPAN LTD. RE: MANULIFE INTERNATIONAL EQUITY INDEX MOTHER FUND | 2.296 |
| THE MASTER TRUST BANK OF JAPAN LTD. RE: NISSAY FOREIGN EQUITY INDEX MOTHER FUND | 235.247 |
| THE MASTER TRUST BANK OF JAPAN, LTD. AS TRUSTEE FOR FEDERATION OF NATIONAL PUBLIC SERVICE PERSONNEL MUTUAL AID ASSOCIATI | 222.707 |
| THE MASTER TRUST BANK OF JAPAN, LTD. AS TRUSTEE FOR ORGANIZATION FOR WORKERS' RETIREMENT ALLOWANCE MUTUAL AID 400021974 | 6.200 |
| THE MASTER TRUST BANK OF JAPAN, LTD. AS TRUSTEE FOR ORGANIZATION FOR WORKERS' RETIREMENT ALLOWANCE MUTUAL AID 400025501 | 5.473 |
| THE MASTER TRUST BANK OF JAPAN, LTD. RE: MSCI-KOKUSAI INDEX MOTHER FUND | 1.029 |
| THE MASTER TRUST BANK OF JAPAN, LTD. RE: MTBJ400025521 | 5.178 |
| THE MASTER TRUST BANK OF JAPAN, LTD. RE: MUTB400021492 | 28.201 |
| THE MASTER TRUST BANK OF JAPAN, LTD. RE: MUTB400021536 | 121.065 |
| THE MASTER TRUST BANK OF JAPAN, LTD. RE: NZAM EURO STOXX (JPY HEDGED) (PRIVATELY PLACED INVESTMENT TRUST) | 179.360 |
| THE METHODIST HOSPITAL | 82.637 |
| THE MONETARY AUTHORITY OF SINGAPORE | 80.161 |
| THE NATHAN CUMMINGS FOUNDATION INC. | 34.400 |
| THE NATIONAL BANK OF THE REPUBLIC OF KAZAKHSTAN | 42.782 |
| THE NOMURA TRUST AND BANKING C | 91.400 |
| THE PEOPLE'S PENSION SCHEME | 757.876 |
| THE PRUDENTIAL INSURANCE COMPANY OF AMERICA | 63.961 |
| THE PUBLIC INSTITUTION FOR SOCIAL SECURITY | 123.835 |
| THE REGENTS OF THE UNIVERSITY OF CALIFORNIA | 1.749.393 |
| THE REPRESENTATIVE CHURCH BODY | 202.630 |
| THE SEVENTH SWEDISH NATIONAL PENSION FUND AP 7 EQUITY FUND | 871 |
| THE SOUTHERN COMPANY SYSTEM MASTER RETIREMENT TRUST | 561.558 |
| THE STATE OF CONNECTICUT, ACTING THROUGH ITS TREASURER | 410.091 |
| THE STEAMSHIP MUT. UNDERWRITING ASSOC TTEES (BM) LTD AS TTEES OF THE ST MT TR | 4.700 |
| THE TACHLIS TRUST | 10.379 |
| THE TRUSTEES OF THE HENRY SMITH CHARITY. | 6.249 |
| THE TUOMO O. VUOLTEENAHO 2025 CHARI TABLE REMAINDER UNITRUST | 11.777 |
| THE WAWANESA MUTUAL INSURANCE COMPANY | 79.999 |
| THEAM QUANT - EUROPE TARGET PREMIUM | 376.771 |
| THEAM QUANT- EQUITY EUROZONE GURU | 405.280 |
| THOMAS L. WALTON FAMILY TRUST UAD 03/1 9/13 | 15.360 |
| THRIFT SAVINGS PLAN | 6.535.404 |
| THRIVENT INTERNATIONAL INDEX PORTFOLIO | 28.318 |
| THYSSEN GLOBAL INVESTMENTS LLC | 4.131 |
| TIAACREF INTERNATIONAL EQUITY INDEX FUND | 3.145.791 |
| TIAA-CREF QUANT INTERNATIONAL CAPEQUITY FUND AL SMALL | 30.384 |
| TIMM INVEST EUROPA PLUS | 3.740 |
| TOCQUEVILLE DIVIDENDE | 129.928 |
| TOCQUEVILLE FINANCE | 119.077 |
| TOCQUEVILLE VALUE EURO ISR | 3.745.914 |
| TOTAL INTERNATIONAL EX U.S. INDEX MASTER PORTFOLIO OF MASTER INV | 117.796 |
| TPP LAZ GLOB LC EQ | 11.617 |
| TRANSAMERICA MORGAN STANLEY GLOBAL ALLOCATION VP | 12.326 |
| TRANSAMERICA MSCI EAFE INDEX VP | 59.279 |
| TRATON-UI-DYNAMIK | 465.531 |
| TREASURER OF THE STATE OF NORTH CAROLINA EQUITY INVESTMENT | 1 |
| TREDJE AP-FONDEN | 1 |
| TRILLO FRANCO JOSE ANTONIO | 46.874 |
| TRINITY COLLEGE CAMBRIDGE | 66.366 |
| TRUST AND CUSTODY SERVICES BANK LTD AS TRUSTEE FOR PENSION INVESTMENT FUND TRUST NUMBER 10 | 8.277 |
| TRUST AND CUSTODY SERVICES BANK LTD AS TRUSTEE FOR PENSION INVESTMENT FUND TRUST | |



* ELENCO DELEGANTI *

| | |
|--|------------|
| NUMBER 21 | |
| TRUST AND CUSTODY SERVICES BANK LTD AS TRUSTEE FOR PENSION INVESTMENT FUND TRUST | 129.923 |
| NUMBER 3 | |
| TRUST AND CUSTODY SERVICES BANK LTD AS TRUSTEE FOR PENSION INVESTMENT FUND TRUST | 5.635 |
| NUMBER 8 | |
| TRUST I AB GLOBAL DYNAMIC ALLOCATION PORTFOLIO | 29.115 |
| TRUST NATALE PUBLICLY TRADED INVESTMENTS | 4.803 |
| TRUSTEAM SELECTIVE RECOVERY | 21.000 |
| TSGX SOLACT ESG TBACO EX UNHG(3387) | 1.638 |
| TURBOFAN INVESTORS FUND LP | 704 |
| TURICUM - AKTIEN UND IMMOBILIENWERTSCHRIFTEN | 184.597 |
| TWO SIGMA ABSOLUTE RETURN PORTFOLIO LLC | 141.541 |
| TWO SIGMA ABSOLUTE RETURN PORTFOLIO LLC. C/O CORPORATION SERVICE COMPANY | 22.456 |
| TWO SIGMA ABSOLUTE RETURN-PORTFOLIO LLC - EMEA TRADING | 502.758 |
| TWO SIGMA EQUITY SPECTRUM PORTFOLIO LLC C/O TWO SIGMA INVESTMENTS LP | 20.774 |
| TWO SIGMA INTERNATIONAL CORE | 614.600 |
| TWO SIGMA WORLD CORE FUND LP | 68.500 |
| UAPF - BLACK ROCK PASSIVE EQUITY | 12.633 |
| UBS (IRL) ETF PLC | 442.154 |
| UBS (LUX) EQUITY SICAV - EUROPEAN - HIGH DIVIDEND (EUR) | 153.828 |
| UBS (LUX) EQUITY SICAV - GLOBAL HIGH DIVIDEND | 1.008.537 |
| UBS (LUX) INSTITUTIONAL FUND - EQUITIES EUROPE (EX CH) PASSIVE | 297.450 |
| UBS (LUX) INSTITUTIONAL FUND - EQUITIES EUROPE (EX CH) PASSIVE II | 726.802 |
| UBS ASSET MANAGEMENT LIFE LTD | 156.020 |
| UBS CAYMAN TRUST I UBS TRIPLE INCOME EUROPEAN BANK EQUITY STRATEGY FUND | 45.362 |
| UBS COMMON CONTRACTUAL FUND | 1.603 |
| UBS FUND MANAGEMENT (SWITZERLAND) AG ON BEHALF OF ZURICH INVESTINSTITUTIONAL FUNDS | 3.200 |
| UBS FUND MANAGEMENT (SWITZERLAND) AG ON BEHALF OF ZURICH INVESTINSTITUTIONAL FUNDS - | 76.160 |
| ZIF GREEN | |
| UBS FUND MANAGEMENT (SWITZERLAND) AG. | 911.789 |
| UBS FUND MANAGEMENT(LUXEMBOURG) SA | 39.000 |
| UBS GLOBAL EQUITY CLIMATE TRANSITION FUND | 27.320 |
| UBS LUX FUND SOLUTIONS | 2.568.122 |
| UI BVK KAPITAL VERWALTUNGSGESELLSCHAFT MBH ON BEHALF OF BAYERISCHER PENSIONSFONDS | 7.804 |
| UI BVK KAPITAL VERWALTUNGSGESELLSCHAFT MBH ON BEHALF OF BAYVK A1 FONDS | 113.379 |
| UI MAIN I UNIVERSAL FONDS UKA | 24.694 |
| UI-FONDS BAV RBI AKTIEN | 189.655 |
| UI-FONDS RBSG | 2.378 |
| UI-GKR-FONDS | 9.122 |
| UI-S | 57.536 |
| UNIFIED ACCUMULATIVE PENSION FUND JOINT STOCK COMPANY | 16.216 |
| UNISUPER | 51.827 |
| UNITED NATIONS RELIEF AND WORKS AGENCY FOR PALESTINE REFUGEE | 17.933 |
| UNITED SERVICES AUTOMOBILE ASSOCIATION | 15.695 |
| UNITED STATES ARMY NONAPPROPRIATED FUND EMPLOYEE RETIREMENT PLAN TRUST | 256.801 |
| UNIVERSAL INVESTMENT GESELLSCHAFT MBH FOR EMPUREON EUROPE EQUITY FUND | 6.574 |
| UNIVERSAL INVESTMENT GESELLSCHAFT MBH FOR KPPT UNIVERSAL FONDS | 28.587 |
| UNIVERSALINVESTMENTAG TGV FOR MERKUR | 28.184 |
| UNIVERSAL-INVESTMENT-GESELLSCHAFT MBH | 1.192.440 |
| UNIVERSAL-INVESTMENT-GESELLSCHAFT MBH FOR FORTIS-GF-UI-FONDS | 7.380 |
| UNIVERSAL-INVESTMENT-GESELLSCHAFT MBH FOR FORTIS-GS-UI-FONDS | 7.380 |
| UNIVERSAL-INVESTMENT-GESELLSCHAFT MBH FOR PRO2-UI-AKTIENFONDS | 149.165 |
| UNIVERSAL-INVESTMENT-GESELLSCHAFT MBH FOR TK2011 | 2.432 |
| UNIVERSAL-INVESTMENT-GESELLSCHAFT MBH FOR UI-ELKB-FONDS 1 | 163.363 |
| UNIVERSAL-INVESTMENT-GESELLSCHAFT MBH ON BEHALF OF COLUMBUS FONDS | 5.892 |
| UNIVERSAL-INVESTMENT-GESELLSCHAFT MBH ON BEHALF OF DEBEKA-AKTIEN-EUROPA-DIVIDENDEN | 358.559 |
| UNIVERSAL-INVESTMENT-GESELLSCHAFT MBH ON BEHALF OF UNIVERSAL-CA V | 16.142 |
| UNIVERSAL-INVESTMENT-GESELLSCHAFT MBH ON BEHALF OF UNIVERSAL-FONDS ZVK 1 | 10.188 |
| UNIVERSAL-INVESTMENT-GESELLSCHAFT MBH ON BEHALF OF WMB-UNIVERSAL-FONDS | 3.277 |
| UNIVERSALINVESTMENTGESELLSCHAFTMBH FOR DEBEKAAKTIENEUROPAESG | 310.593 |
| UNIVERSALINVESTMENTGESELLSCHAFTMBH FOR SRV100 | 1.282 |
| UNIVERSE THE CMI CONT EURO EQ | 160.237 |
| UNIVERSITIES SUPERANNUATION SCHEME | 41.899 |
| UNIVERSITY OF NOTRE DAME DU LAC | 65.398 |
| USAA CASUALTY INSURANCE COMPANY | 9.500 |
| USAA GENERAL INDEMNITY COMPANY | 6.553 |
| UTAH STATE RETIREMENT SYSTEMS | 220.634 |
| UVIMCO PARAMETRIC PHYS MSCI WRLD | 1.418 |
| VAERDIPAPIRFONDEN NORDEA INVEST GLOBAL PASSIVE | 18.431 |
| VALIC COMPANY I - INTERNATIONALSOCIALLY RESPONSIBLE FUNDK | 9.811 |
| VALIC COMPANY I INTERNATIONAL EQUITIES INDEX FUND | 192.095 |
| VANECK MSCI INTERNATIONAL VALUEETF | 21.829 |
| VANGUARD DEVELOPED MARKETS INDEX FUND | 19.770.223 |
| VANGUARD ESG DEVELOPED WORLD ALL CAP EQ INDEX FND UK | 42.222 |
| VANGUARD ESG INTERNATIONAL STOCK ETF | 409.832 |
| VANGUARD ETHICALLY CONSCIOUS INTERNATIONAL SHARES INDEX FUND | 62.616 |
| VANGUARD EUROPEAN STOCK INDEX FUND | 5.191.746 |
| VANGUARD FIDUCIARY TRUST COMPANY DEVELOPED MARKETS INDEX TRUST | 441.974 |
| VANGUARD FIDUCIARY TRUST COMPANY INSTITUTIONAL TOTAL INTERNATIONAL STOCK MARKET | 2.498.567 |
| INDEX TRUST | |
| VANGUARD FIDUCIARY TRUST COMPANY INSTITUTIONAL TOTAL INTERNATIONAL STOCK MARKET | 15.658.130 |



* ELENCO DELEGANTI *

INDEX TRUST II

| | |
|---|-----------|
| VANGUARD FTSE ALL WORLD EX US INDEX FUND | 4.603.187 |
| VANGUARD FTSE DEVELOPED ALL CAPEX NORTH AMERICA INDEX ETF | 479.690 |
| VANGUARD FTSE DEVELOPED EUROPE ALL CAP INDEX ETF | 54.303 |
| VANGUARD FTSE DEVELOPED EX NORTH AMERICA HIGH DIVIDEND YIELD IND | 164.786 |
| VANGUARD FUNDS PUBLIC LIMITED COMPANY | 4.140.354 |
| VANGUARD GLOBAL DIVIDEND FUND | 143.472 |
| VANGUARD GLOBAL MOMENTUM FACTORETF | 12.899 |
| VANGUARD INTERNATIONAL SHARES INDEX FUND | 830.188 |
| VANGUARD INTERNATIONAL SHARES SELECT EXCLUSIONS INDEX FUND | 50.844 |
| VANGUARD INTERNATIONAL VALUE FUND | 4.369.890 |
| VANGUARD INTL HIGH DIV YLD INDEX FD | 2.043.488 |
| VANGUARD INVESTMENT SERIES PUBLIC LIMITED COMPANY | 2.474.106 |
| VANGUARD INVESTMENTS COMMON CONTR FD- VANGUARD FTSE DEV EUR EX UK CCF | 54.656 |
| VANGUARD INVESTMENTS COMMON CONTRACTUAL FD- VANG FTSE DEVELOPED WRLD CCF | 38.747 |
| VANGUARD INVESTMENTS COMMON CONTRACTUAL FD- VANG FTSE DVLDP WRLD EX UK CCF | 45.175 |
| VANGUARD INVESTMENTS FUNDS ICVC-VANGUARD FTSE DEVELOPED WOR LD EX - U.K. EQUITY | 741.182 |

INDEX FUND

| | |
|---|------------|
| VANGUARD INVESTMENTS II CCF-VANGUARD SELECTED SCREENED FTSE DEV EU II CCF | 56.196 |
| VANGUARD INVESTMENTS II CCF-VANGUARD SELECTED SCREENED FTSE DEV WRLD II CCF | 31.462 |
| VANGUARD INVESTMENTS II CCF-VANGUARD SELECTED SCREENED FTSE DEV WRLD II(B)CCF | 106.025 |
| VANGUARD TOTAL INTERNATIONAL STOCK INDEX FUND | 30.396.326 |
| VANGUARD TOTAL WORLD STOCK INDEX FUND | 1.592.052 |
| VANTAGETRUST III MASTER COLLECTIVE INVESTMENT FUNDS TRUST | 107.144 |
| VARIABLE INSURANCE PRODUCTS FUND II: INTERNATIONAL INDEX PORTFOLIO | 70.760 |
| VARIOPARTNER SICAV | 84.099 |
| VEBA OF THE NONREP EE OF S CA ED CO | 595 |
| VENERABLE INTERNATIONAL INDEX FUND | 94.890 |
| VENTRY INDUSTRIES LLC | 9.927 |
| VERDIPAPIRFONDET EQUINOR AKSJER EUROPA | 100.000 |
| VERDIPAPIRFONDET KLP AKSJE GLOBAL INDEKS | 430.300 |
| VERDIPAPIRFONDET KLP AKSJEEUROPA INDEKS. | 157.305 |
| VERDIPAPIRFONDET KLP AKSJEGLOBAL INDEKS X1 | 19.971 |
| VERDIPAPIRFONDET KRON INDEKS GLOBAL | 44.540 |
| VERDIPAPIRFONDET STOREBRAND GLOBAL INDEKS | 173.652 |
| VERDIPAPIRFONDET STOREBRAND GLOBAL OPTIMISED | 26.498 |
| VERDIPAPIRFONDET STOREBRAND INDEKS ALLE MARKEDER | 54.556 |
| VERITION MULTI STRATEGY MASTER FD (4TY) | 117.922 |
| VERITION MULTI STRATEGY MASTER FUND LTDG | 65.753 |
| VERIZON MASTER SAVINGS TRUST | 296.900 |
| VFMC INTERNATIONAL EQUITY TRUST1 | 13.490 |
| VFMC INTERNATIONAL EQUITY TRUST2 | 22.971 |
| VIF ICVC VANGUARD FTSE DEVELOPED EUROPE EXUK EQUITY INDEX FUND | 1.614.815 |
| VIF ICVC VANGUARD FTSE GLOBAL ALL CAP INDEX FUND | 197.876 |
| VIKING GLOBAL EQUITIES II LP | 186.880 |
| VIKING GLOBAL EQUITIES MASTER LTD | 9.157.128 |
| VIKING GLOBAL OPPORTUNITIES LIQUID PORTFOLIO SUB MASTER LP | 1.597.824 |
| VIKING LONG FUND MASTER LTD | 3.672.194 |
| VIRGINIA RETIREMENT SYSTEM | 2 |
| VIRTUS GLOBAL ALLOCATION FUND | 49.895 |
| VIRTUS WMC INTERNATIONAL DIVIDEND ETF | 8.728 |
| VNL LP | 1.654 |
| VOLKSWAGEN | 2.333 |
| VOYA INTERNATIONAL INDEX PORTFOLIO | 54.890 |
| VOYA VACS INDEX SERIES I PORTFOLIO | 199.452 |
| VWLAKH MASTER | 100.000 |
| WASHINGTON STATE INVESTMENT BOARD | 1.015.816 |
| WELLINGTON FINANCIALS ABSOLUTE RETURN FUND (BERMUDA) L.P C/O WELLINGTON ALTERNATIVE INVESTMENTS LLC | 383.269 |
| WELLINGTON INSTITUTIONAL MULTI-STRATEGY MASTER FUND (CAYMAN) | 4.695 |
| WELLINGTON PAGOSA FUND (CAYMAN) II LTD. C/O WELLINGTON ALTERNATIVE INVESTMENTS LLC | 52.152 |
| WELLINGTON-CIS DIVERSIFYING STRATEGIES FUND (CAYMAN) L.P. C/O WELLINGTON MANAGEMENT COMPANY LLP | 83.173 |
| WESTPAC WHOLESALE INTERNATIONAL SHARE NO. 3 TRUST | 5.687 |
| WHEELS COMMON INVESTMENT FUND. | 9.945 |
| WHITE CREEK MASTER FUND LIMITED C/O MAPLES CORPORATE SERVICES LTD | 84.460 |
| WILLERFUNDS | 6.866 |
| WINDWISE MSCI EAFE INDEX NON LENDING | 43.630 |
| WISDOMTREE DYN CUR HDGE INTL EQ FD 1001802 | 182.266 |
| WISDOMTREE GLOBAL HIGH DIV FUND 1001795 | 12.729 |
| WISDOMTREE INTL EQUITY FUND 1001810 | 100.812 |
| WISDOMTREE INTL HIGH DIV FUND 1001812 | 56.662 |
| WISDOMTREE INTL LARGE CAP DIV FD | 133.589 |
| WISDOMTREE INTL MULTIFACTOR FUND 1001815 | 12.591 |
| WM POOL - EQUITIES TRUST NO. 31 - ROBECO | 3.770 |
| WM POOL - EQUITIES TRUST NO. 74 | 71.496 |
| WM POOL - EQUITIES TRUST NO. 75 | 40.142 |
| WM POOL - EQUITIES TRUST NO. 76 - ROBECO | 7.244 |
| WM POOL - FIXED INTEREST TRUST NO. 12 | 2.271 |
| WM POOL - GLOBAL EQUITIES TRUST NO. 6 | 35.768 |
| WOODLINE MASTER FUND LP C/O WOODLINE PARTNERS LP | 1.733.425 |



[Handwritten signature]

*** ELENCO DELEGANTI ***

| | |
|--|-----------|
| WOODLINE SPIRE MASTER FUND LP C/O MAPLES CORPORATE SERVICES LIMITED | 36.393 |
| WORLD EQUITIES II | 20.416 |
| WORLD TRADE ORGANIZATION PENSION PLAN | 17.982 |
| WRIGHT STEPHEN | 1.000 |
| WS DEVELOPED MARKETS EX NORTH AMERICA SR INDEX ETF | 49.379 |
| WS LANCASTER GLOBAL EQUITY FUND | 57.000 |
| WWFY FOUNDATION | 1.315 |
| WYOMING RETIREMENT SYSTEM | 4.053 |
| XTRACKERS | 2.902.913 |
| XTRACKERS (IE) PUBLIC LIMITED COMPANY | 1.889.529 |
| XTRACKERS MSCI ALL WORLD EX US HEDGED EQUITY ETF | 12.905 |
| XTRACKERS MSCI EAFE HEDGED EQUITY ETF | 787.941 |
| XTRACKERS MSCI EUROPE HEDGED EQUITY ETF | 96.622 |
| XTRACKERS MSCI EUROZONE HEDGED EQUITY ETF | 15.529 |
| XTRACKERS MSCI KOKUSAI EQUITY ETF | 18.011 |
| YOURINDEX SICAV | 122.062 |
| ZURICH LIFE ASSURANCE PLC | 3.539.657 |
| ZWITSERLEVEN INSTITUTIONELE BELEGGINGSFONDSEN - ZWITSERLEVEN INDEX AANDELENFONDS EUROPA | 54.110 |

Numero di deleghe rappresentate dal badge: **1.926** **933.518.813**

6 Deleganti di **COMPUTERSHARE SPA IN PERSONA DI ENRICO MONICELLI RAPPR. DESIGNATO IN
QUALITÀ DI SUBDELEGATO 135-NOVIES TUF** Tessera n° 2

| | |
|--------------------------------------|-------------|
| DELFIN S.A R.L. | Azioni |
| FARCAS CRISTINA | 532.676.825 |
| FIASCONARO FILIPPO | 11.150 |
| FINPROG ITALIA S.P.A. | 40.000 |
| FONDAZIONE MONTE DEI PASCHI DI SIENA | 20.263.999 |
| VENA DONATO | 5.036.571 |
| | 30.290 |

Numero di deleghe rappresentate dal badge: **6** **558.058.835**



A handwritten signature in blue ink, consisting of stylized cursive letters.

Assemblea Straordinaria del 04 febbraio 2026

ALLEGATO LETT. E ALL'ATTO
 N° 45618 DI REPERTORIO
 N° 23426 DI RACCOLTA

ESITO VOTAZIONE

Oggetto: **1. Modifiche dello Statuto sociale: i) articoli 13 comma 3 lett. e) e 14 comma 5 con previsione della facoltà dell'Assemblea Ordinaria di incrementare il limite di 1:1 tra la componente variabile e quella fissa della remunerazione;**

Hanno presenziato alla votazione n° **1.975** azionisti, rappresentanti numero **2.066.520.129** azioni ordinarie, pari al **68,013025%** del capitale Sociale riferito alle sole azioni ordinarie.

Annuncio che la rilevazione dei voti espressi ha dato il seguente risultato:

| | | | % sul Cap. Soc. presente ed avente diritto al voto (ammesse/computate) | %Cap. ordinario |
|---------------|----------------------|---------------------|--|------------------|
| Favorevoli | 2.055.867.833 | voti pari al | 99,484530 | 67,662438 |
| Contrari | 9.217.359 | voti pari al | 0,446033 | 0,303360 |
| SubTotale | 2.065.085.192 | voti pari al | 99,930563 | 67,965799 |
| Astenuti | 1.434.937 | voti pari al | 0,069437 | 0,047226 |
| Non Votanti | 0 | voti pari al | 0,000000 | 0,000000 |
| SubTotale | 1.434.937 | voti pari al | 0,069437 | 0,047226 |
| Totale | 2.066.520.129 | voti pari al | 100,000000 | 68,013025 |

Numero di azioni necessarie per l'approvazione: **1.377.680.087** pari al **66,666667%** delle azioni ammesse al voto.

Ai sensi dell'art. 135-undecies del TUF non sono computate ai fini del calcolo della maggioranza e del capitale richiesto per l'approvazione della delibera n° **0** azioni pari al **0,000000%** delle azioni rappresentate in aula.

Sono state ammesse / computate al voto numero **2.066.520.129** azioni ordinarie pari al **100,000000%** delle azioni rappresentate in aula.



Assemblea Straordinaria del 04 febbraio 2026

LISTA ESITO DELLA VOTAZIONE

Objetto: 1. Modifiche dello Statuto sociale: i) articoli 13 comma 3 lett. e) e 14 comma 5 con previsione della facoltà dell'Assemblea Ordinaria di incrementare il limite di 1:1 tra la componente variabile e quella fissa della remunerazione;

FAVOREVOLI

| Badge | Ragione Sociale | Proprio | Delega | Totale |
|-------|--|-------------|--------|-------------|
| 1 | COMPUTERSHARE SPA IN PERSONA DI ENRICO MONICELLI RAPP. DESIGNATO IN QUALITÀ DI DELEGATO 135-UNDECIES TUF | | | |
| **D | A.D.FID SRL SOCIETA' FIDUCIARIA E DI R EVISIONE | | 1.000 | 1.000 |
| **D | AUSONIA S.R.L. | 13.100.000 | | 13.100.000 |
| **D | AZUFIN SPA | 13.000.000 | | 13.000.000 |
| **D | CALT 2004 SRL | 11.030.000 | | 11.030.000 |
| **D | CED DIGITAL & SERVIZI SRL | 10.000 | | 10.000 |
| **D | ESPERIA 15 SRL | 13.100.000 | | 13.100.000 |
| **D | FINANZIARIA ITALIA 2005 SPA | 62.000.000 | | 62.000.000 |
| **D | FINCAL S.P.A. | 69.900.000 | | 69.900.000 |
| **D | FINCED SRL | 18.150.000 | | 18.150.000 |
| **D | GAMMA SRL | 46.750.000 | | 46.750.000 |
| **D | IMMAKO SRL | 1.500.000 | | 1.500.000 |
| **D | IMPRESE TIPOGRAFICHE VENETE SRL | 10.000 | | 10.000 |
| **D | INTERMEDIA SRL | 120.000 | | 120.000 |
| **D | ISTITUTO FINANZIARIO 2012 SPA | 29.460.000 | | 29.460.000 |
| **D | M.K. 87 SPA | 10.000 | | 10.000 |
| **D | P.I.M. - PUBBLICITA' MULTIMEDIA ITALIANA SRL | 9.660.000 | | 9.660.000 |
| **D | QUARTA IBERICA SRL | 10.000 | | 10.000 |
| **D | QUOTIDIANO DI PUGLIA SRL | 10.000 | | 10.000 |
| **D | STAMPA ROMA 2015 S.R.L. | 10.000 | | 10.000 |
| **D | STAMPA VENEZIA SRL | 7.200.000 | | 7.200.000 |
| **D | VIAPAR SRL | 30.720.000 | | 30.720.000 |
| **D | VM 2006 SRL | 10.250.000 | | 10.250.000 |
| **D | SO.CO.GE.IM SPA | 10.000 | | 10.000 |
| **D | SOVANA S.R.L. | 35.000.000 | | 35.000.000 |
| **D | MIRIA GROWTH FUND SA SICAV RAIF ITACA MULTI STRATE | 3.536.443 | | 3.536.443 |
| **D | TORTORA PIERLUIGI | 17.651.874 | | 17.651.874 |
| **D | ELT HOLDING S.R.L. | 11.969.035 | | 11.969.035 |
| **D | ELT SPA | 143.675 | | 143.675 |
| **D | TORTORA ELEONORA | 105.897 | | 105.897 |
| **D | TORTORA ELISABETTA | 44.001.480 | | 44.001.480 |
| **D | SCHEMA DELTA S.R.L. | 661.113 | | 661.113 |
| **D | SPAFID FIDUCIANTE N. 198109 | 62.984.485 | | 62.984.485 |
| **D | BANCO BPM SPA | 50.290.691 | | 50.290.691 |
| **D | ANIMA HOLDING SPA | 119.382 | | 119.382 |
| **D | BONDI ALESSANDRO | 12.000.000 | | 12.000.000 |
| **D | VM 2006 SOCIETA' A RESPONSABILITA' LIMITATA | 255.000 | | 255.000 |
| **D | CAPITAL INVESTMENT COMPANY S.R.L. | 200.000 | | 200.000 |
| **D | SIMONFID S.P.A. C/TERZI | 1.000 | | 1.000 |
| **D | MARCHESE SIMON | | | |
| 2 | COMPUTERSHARE SPA IN PERSONA DI ENRICO MONICELLI RAPP. DESIGNATO IN QUALITÀ DI SUBDELEGATO 135-NOVIES TUF | | | |
| **D | FONDAZIONE MONTE DEI PASCHI DI SIENA | 5.036.571 | | 5.036.571 |
| **D | FINPROG ITALIA S.P.A. | 20.263.999 | | 20.263.999 |
| **D | WELFIN S.A R.L. | 532.676.825 | | 532.676.825 |
| **D | FIASCONARO FILIPPO | 40.000 | | 40.000 |
| 3 | COMPUTERSHARE SPA IN PERSONA DI ENRICO MONICELLI RAPP. DESIGNATO IN QUALITÀ DI SUBDELEGATO 135-NOVIES ST. TREVISAN | | | |
| **D | DEGUSA RENTEN UNIVERSAL-FONDS | 470.498 | | 470.498 |
| **D | LOURENS MAGALI | 19 | | 19 |



LISTA ESITO DELLA VOTAZIONE

Oggetto: 1. Modifiche dello Statuto sociale: i) articoli 13 comma 3 lett. e) e 14 comma 5 con previsione della facoltà dell'Assemblea Ordinaria di incrementare il limite di 1:1 tra la componente variabile e quella fissa della remunerazione;

FAVOREVOLI

| Badge | Ragione Sociale | Proprio | Delega | Totale |
|--|-----------------|---------|-----------|-----------|
| **D HELABA INVEST KAG MBH HI SZVA 23 SFONDS | | | 112.400 | 112.400 |
| **D DEKA INVESTMENT GMBH KYR FONDS AKTIEN EU | | | 73.696 | 73.696 |
| *** PLESCHKE CHRISTIAN | | 2 | | 2 |
| **D DEKA INVESTMENT GMBH GLOBALE AKTIEN | | | 113.206 | 113.206 |
| **D HELABA INVEST KAG MBH HI KAPPA 10 SFONDS | | | 118.700 | 118.700 |
| *** KRUESELMANN JOSEPH | | 48 | | 48 |
| *** CONTAMINE MAXIME | | 35 | | 35 |
| *** FABRIS SILVANO | | 2.000 | | 2.000 |
| *** MIRONIUC VLAD | | 2 | | 2 |
| *** LEISTERT YANNIS TIMON | | 62 | | 62 |
| *** TRILLO FRANCO JOSE ANTONIO | | 1 | | 1 |
| **D TIMM INVEST EUROPA PLUS | | | 3.740 | 3.740 |
| **D MASTERINVEST KAPITALANLAGE GMBH | | | 7.417 | 7.417 |
| *** STOKIC MARKO | | 200 | | 200 |
| **D BESSEMER TRUST CO CLEARING ACCT | | | 1.918 | 1.918 |
| **D GLOBAL X MSCI EAFE INDEX ETF | | | 11.578 | 11.578 |
| **D WISDOMTREE GLOBAL HIGH DIV FUND 1001795 | | | 12.729 | 12.729 |
| **D WISDOMTREE DYN CUR HDGE INTL EQ FD 1001802 | | | 182.266 | 182.266 |
| **D WISDOMTREE INTL EQUITY FUND 1001810 | | | 100.812 | 100.812 |
| **D WISDOMTREE INTL HIGH DIV FUND 1001812 | | | 56.662 | 56.662 |
| **D WISDOMTREE INTL LARGCAP DIV FD | | | 133.589 | 133.589 |
| **D WISDOMTREE INTL MULTIFACTOR FUND 1001815 | | | 12.591 | 12.591 |
| **D FRANKLIN TEMPLETON ETF TR FRANKLN INTRNTNL DIVIDEND MULTPLR INDEX ETF | | | 80.682 | 80.682 |
| **D THE JUPITER GLOBAL FUND | | | 48.202 | 48.202 |
| **D VERIZON MASTER SAVINGS TRUST | | | 296.900 | 296.900 |
| **D THE DOMESTIC AND FOREIGN MISSIONARY SOCIETY OF THE PROTESTA IN THE UNITED STATES OF AMERICA | | | 104.211 | 104.211 |
| **D AUTORIDADE MONETARIA DE MACAU | | | 8.423 | 8.423 |
| **D SUBSIDIZED SCHOOLS PROVIDENT FUND | | | 38.851 | 38.851 |
| **D STICHTING BELEGGEN MENZIS | | | 9.265 | 9.265 |
| **D TACS NON US EQUITY CORE MARKET CONTINUOUS LLC | | | 43.750 | 43.750 |
| **D ABNFLPA RHUMBLINE INTL EQUITY 262408 | | | 3.496 | 3.496 |
| **D NFL PLAYER TAX QUALIFIED ANNUITY PLAN | | | 11.588 | 11.588 |
| **D STANDARD BANK OF SOUTH AFRICA LTD | | | 316.020 | 316.020 |
| **D ENYM MELLON DT NSL INTERNATIONAL STOCK INDEX FUND | | | 62.309 | 62.309 |
| **D NEUALT LLC | | | 45.631 | 45.631 |
| **D GOLDMAN SACHS TRUST GOLDMAN SACHS INTERNATIONAL TAX MANAGED EQUITY FUND | | | 415.460 | 415.460 |
| **D GOLDMAN SACHS TRUST GOLDMAN SACHS INTERNATIONAL GOLDMAN SACHS AND CO | | | 1.611.511 | 1.611.511 |
| **D GOLDMAN SACHS VARIABLE INSURANCE TRUST GOLDMAN SACHS INTERNATIONAL EQUITY GOLDMAN SACHS AND CO | | | 30.366 | 30.366 |
| **D UVMCO PARAMETRIC PHYS MSCI WRLD | | | 1.418 | 1.418 |
| **D ARROWSTREET COLLECTIVE INVESTMENT TRUST | | | 698.526 | 698.526 |
| **D VIKING GLOBAL EQUITIES II LP | | | 186.880 | 186.880 |
| **D VIKING LONG FUND MASTER LTD | | | 3.672.194 | 3.672.194 |
| **D VIKING GLOBAL OPPORTUNITIES LIQUID PORTFOLIO SUB MASTER LP | | | 1.597.824 | 1.597.824 |
| **D LEGAL AND GENERAL UCITS EFF PAC | | | 218.031 | 218.031 |
| **D THE DOMESTIC AND FOREIGN MISSIONARY SOCIETY OF THE PROTESTANT EPISCOPAL CHURCH IN THE UNITED STATES OF AMERICA | | | 78.352 | 78.352 |
| **D VANGUARD ETHE ALL WORLD EX US INDEX FUND | | | 4.603.187 | 4.603.187 |
| **D VANGUARD EUROPEAN STOCK INDEX FUND | | | 5.191.746 | 5.191.746 |
| **D GOLDMAN SACHS ETF TRUST II GOLDMAN SACHS MARKETBETA TOTAL INTERNATIONAL EQUITY ETF | | | 30.272 | 30.272 |

LISTA ESITO DELLA VOTAZIONE

Oggetto: 1. Modifiche dello Statuto sociale: i) articoli 13 comma 3 lett. e) e 14 comma 5 con previsione della facoltà dell'Assemblea Ordinaria di incrementare il limite di 1:1 tra la componente variabile e quella fissa della remunerazione;

FAVOREVOLI

| Badge | Ragione Sociale | Proprio | Delega | Totale |
|-------|--|-----------|-----------|-----------|
| **D | PORTFOLIO BUILDING BLOCK EUROPEAN BANKS INDEX ETF | 35.155 | 35.155 | 35.155 |
| **D | METROPOLITAN EMPLOYEE BENEFIT SYSTEM | 17.500 | 17.500 | 17.500 |
| **D | MOTABILITY AS SOLE TRUSTEE OF THE MOTABILITY ENDOWMENT TRUST | 6.151 | 6.151 | 6.151 |
| **D | VOYA VACS INDEX SERIES I PORTFOLIO | 199.452 | 199.452 | 199.452 |
| **D | THE WAMANESA MUTUAL INSURANCE COMPANY | 79.999 | 79.999 | 79.999 |
| **D | THE VIKING GLOBAL EQUITIES MASTER LTD | 9.157.128 | 9.157.128 | 9.157.128 |
| **D | CONSOLIDATED EDISON RETIREMENT PLAN | 74.759 | 74.759 | 74.759 |
| **D | HARRIS UNIT 1 QUALIFIED NUCLEAR DECOMMISSIONING FUND | 15.087 | 15.087 | 15.087 |
| **D | ROBINSON UNIT 2 QUALIFIED NUCLEAR DECOMMISSIONING FUND | 18.382 | 18.382 | 18.382 |
| **D | BRUNSWICK UNIT 2 QUALIFIED NUCLEAR | 35.401 | 35.401 | 35.401 |
| **D | CENTRAL PENSION FUND OF THE INTERNATIONAL UNION OF OPERATING ENGINEERS AND PARTICIPATING EMPLOYERS | 221.249 | 221.249 | 221.249 |
| **D | POINT BEACH UNIT 1 AND UNIT 2 NON QUALIFIED TRUST | 21.985 | 21.985 | 21.985 |
| **D | CERVURITE INTERNATIONAL LLC | 33.065 | 33.065 | 33.065 |
| **D | MARANIC II LLC | 9.539 | 9.539 | 9.539 |
| **D | MERCK AND CO INC MASTER RETIREMENT TRUST | 23.906 | 23.906 | 23.906 |
| **D | MASTERS I LLC | 35.130 | 35.130 | 35.130 |
| **D | LAZARD EQUITIES PSBF0933592 PSEG NUCLR LLC QULFD MSTR | 264.161 | 264.161 | 264.161 |
| **D | MANVILLE PERSONAL INJURY SETTLEMENT TRUST | 5.892 | 5.892 | 5.892 |
| **D | MARGETTS FUND MANAGEMENT LTD | 204.896 | 204.896 | 204.896 |
| **D | SEQUOIA HOLDINGS LLC | 56.889 | 56.889 | 56.889 |
| **D | GLOBAL X MSCI SUPERDIVIDEND EAFE ETF | 57.650 | 57.650 | 57.650 |
| **D | MANULIFE MULTIFACTOR DEVELOPED INTERNATIONAL INDEX ETF | 37.945 | 37.945 | 37.945 |
| **D | GREENFIELDS CAPITAL LIMITED | 2.649 | 2.649 | 2.649 |
| **D | RAINDROPS CAPITAL LIMITED | 5.194 | 5.194 | 5.194 |
| **D | SNOWBALL CAPITAL HOLDINGS LIMITED | 5.470 | 5.470 | 5.470 |
| **D | THE COMMONWEALTH FUND | 2.325 | 2.325 | 2.325 |
| **D | CITW FUND LP | 1.474 | 1.474 | 1.474 |
| **D | MOTHER CABRINI HEALTH FOUNDATION INC | 21.442 | 21.442 | 21.442 |
| **D | FIRE AND POLICE PENSION ASSOCIATION OF COLORADO | 7.642 | 7.642 | 7.642 |
| **D | GLOBAL ATLANTIC BLACKROCK DISCIPLINED INTERNATIONAL CORE PORTFOLIO | 9.924 | 9.924 | 9.924 |
| **D | ROTHSCHILD MARTIN MAUREL | 3.125 | 3.125 | 3.125 |
| **D | TD EMERALD LOW CARBON GLOBAL EQUITY INDEX POOLED FUND TRUST | 130.990 | 130.990 | 130.990 |
| **D | THE BANK OF NEW YORK MELLON SA NV | 11.442 | 11.442 | 11.442 |
| **D | PUBLIC SCHOOL RETIREMENT SYSTEM OF THE CITY OF ST LOUIS | 2 | 2 | 2 |
| **D | 1999 VOLUNTARY EMPLOYEES BENEFICIARY ASSOCIATION OF THE NONREPRESENTED EMPLOYEES OF SOUTHERN CALIFORNIA EDISON COMPANY | 595 | 595 | 595 |
| **D | VEBA OF THE NONREP EE OF S CA ED CO | 42.070 | 42.070 | 42.070 |
| **D | FOREST PRESERVE DISTRICT EMPLOYEES ANNUITY AND BENEFIT FUND | 259.820 | 259.820 | 259.820 |
| **D | TD INTERNATIONAL EQUITY INDEX ETF | 14.439 | 14.439 | 14.439 |
| **D | EUROPEAN INDEX FUND | 388.158 | 388.158 | 388.158 |
| **D | TD EMERALD INTERNATIONAL EQUITY INDEX FUND | 734.295 | 734.295 | 734.295 |
| **D | ARGA EAFE VALUE EQUITY CIT FUND | 43.630 | 43.630 | 43.630 |
| **D | ARGA EAFE VALUE EQUITY CIT FUND EAFE VALUE EQUITY CIT FUND | 421.863 | 421.863 | 421.863 |
| **D | WINDWISE MSCI EAFE INDEX NON LENDING | 892.413 | 892.413 | 892.413 |
| **D | THE BANK OF NEW YORK MELLON EMPLOYEE BENEFIT COLLECTIVE INV | 105.483 | 105.483 | 105.483 |
| **D | THE BANK OF NEW YORK MELLON EMPLOYEE BENEFIT COLLECTIVE INVESTMENT FUND PLAN | 9.142 | 9.142 | 9.142 |
| **D | BNYM MELLON CF SL INTERNATIONAL STOCK INDEX FUND | 225.704 | 225.704 | 225.704 |
| **D | PENN SERIES DEVELOPED INTERNATIONAL INDEX FUND | 346.812 | 346.812 | 346.812 |
| **D | 1895 WEREIDAANDELEN EN IDX AMUNDI | | | |
| **D | NATIONAL BANK FINANCIAL INC | | | |



LISTA ESITO DELLA VOTAZIONE

Oggetto: 1. Modifiche dello Statuto sociale: i) articoli 13 comma 3 lett. e) e 14 comma 5 con previsione della facoltà dell'Assemblea Ordinaria di incrementare il limite di 1:1 tra la componente variabile e quella fissa della remunerazione;

FAVOREVOLI

| Badge | Ragione Sociale | Proprio | Delega | Totale |
|--|-----------------|---------|-----------|-----------|
| **D BCT POOLED INVESTMENT FUND SERIES SMART EUROPEAN EQUITY FUND | | | 27.957 | 27.957 |
| **D ARIZONA STATE RETIREMENT SYSTEM | | | 507.906 | 507.906 |
| **D 1975 IRREV TRUST OF C D WEYERHAEUSER | | | 2.834 | 2.834 |
| **D 1973 IRREVOCABLE TRUST OF CD WEYERHAEUSER | | | 889 | 889 |
| **D KAP IP GLO EQUI III 56097 | | | 175.481 | 175.481 |
| **D AVIVA INVESTORS GLOBAL | | | 30.872 | 30.872 |
| **D T ROWE PRICE GLOBAL EX US EQUITY 1001293 | | | 1.506 | 1.506 |
| **D INVESCO MSCI EAFE INCOME ADVANTAGE ETF | | | 22.134 | 22.134 |
| **D PUBLIC EMPLOYEES RETIREMENT ASSOCIATION OF NEW MEXICO | | | 141.069 | 141.069 |
| **D PUBLIC SCHOOL TEACHERS PENSION AND RETIREMENT FUND OF CHICAGO | | | 451.943 | 451.943 |
| **D GS ALPHA ENH EUROPE EQTY ACTIVE | | | 19.269 | 19.269 |
| **D FLORIDA RETSYS MINERVA 1009008 | | | 20.799 | 20.799 |
| **D BLACKROCK SOLUTIONS FUNDS ICAY | | | 351.596 | 351.596 |
| **D BLACKROCK GLOBAL FUNDS | | | 318.526 | 318.526 |
| **D STATE OIL FUND OF THE REPUBLIC OF AZERBAIJAN | | | 23.858 | 23.858 |
| **D STICHTING PENSIOENFONDS RAIL AND OPENBAAR VERVOER | | | 30.420 | 30.420 |
| **D FRANKLIN INTERNATIONAL EQUITY INDEX ETF | | | 312.282 | 312.282 |
| **D FRANKLIN INTERNATIONAL LOW VOLATILITY HIGH DIVIDEND INDEX ETF | | | 632 | 632 |
| **D FRANKLIN TEMPLETON ICAY | | | 668.734 | 668.734 |
| **D FRANKLIN TEMPLETON ETF TR FRANKLIN INTRNATINL CORE DVDND TILT INDX ETF | | | 17.019 | 17.019 |
| **D FRANKLIN TEMPLETON ETF TRUST FRANKLIN FTSE EUROZONE ETF | | | 17.568 | 17.568 |
| **D FRANKLIN TEMPLETON ETF TRUST FRANKLIN FTSE EUROPE ETF | | | 8.975 | 8.975 |
| **D AZL GLOBAL EQUITY INDEX FUND 114072 AZL MSCI GLOBAL EQU | | | 15.126 | 15.126 |
| **D KAPITALFORENINGEN INVESTIN PRO GLOBALE AKTIER INDEX | | | 68.420 | 68.420 |
| **D IMPERIAL INTERNATIONAL EQUITY POOL | | | 29.225 | 29.225 |
| **D CIBC INTERNATIONAL EQUITY INDEX ETF | | | 145.267 | 145.267 |
| **D CIBC INTERNATIONAL INDEX FUND | | | 10.011 | 10.011 |
| **D CIBC EUROPEAN INDEX FUND | | | 5.402 | 5.402 |
| **D CIBC INTERNATIONAL EQUITY INDEX POOL | | | 91.067 | 91.067 |
| **D BNY MELLON INTERNATIONAL EQUITY ETF | | | 18.011 | 18.011 |
| **D XTRACKERS MSCI KOKUSAI EQUITY ETF | | | 4.151 | 4.151 |
| **D PITTSBURGH THEOLOGICAL SEMINARY OF THE PRESBYTERIAN CHURCH | | | 94.894 | 94.894 |
| **D INVESTINGFORENINGEN SPARINVEST INDEX EUROPA VALUE KL | | | 44.011 | 44.011 |
| **D HAMILTON GLOBAL FINANCIALS ETF | | | 283.322 | 283.322 |
| **D THE BANK OF NEW YORK MELLON INTERNATIONAL LIMITE | | | 74.232 | 74.232 |
| **D CITI RETIREMENT SAVINGS PLAN | | | 1 | 1 |
| **D NOVA SCOTIA PUBLIC SERVICE SUPERANNUATION FUND | | | 1 | 1 |
| **D XTRACKERS MSCI ALL WORLD EX US HEDGED EQUITY ETF | | | 12.905 | 12.905 |
| **D XTRACKERS MSCI ALL WORLD EX US HEDGED EQUITY ETF | | | 1 | 1 |
| **D CCCVM TRANSITION ACTS MONDIALES | | | 2 | 2 |
| **D STATE OF WISCONSIN INVESTMENT BOARD | | | 28.498 | 28.498 |
| **D AIB GROUP IRISH PENSION SCHEME | | | 1.687 | 1.687 |
| **D BANK OF KOREA | | | 219.502 | 219.502 |
| **D BEWAARSTICHTING NNIP I | | | 201.855 | 201.855 |
| **D NN PARAPLUFONDS 1 N V | | | 202.468 | 202.468 |
| **D ALASKA PERMANENT FUND CORPORATION | | | 5.637.722 | 5.637.722 |
| **D LEGG MASON INTERNATIONAL LOW VOLATILITY HIGH DIVIDEND ETF | | | 9.643 | 9.643 |
| **D INTERNATIONAL EQUITY FUND | | | | |



Assemblea Straordinaria del 04 febbraio 2026

LISTA ESITO DELLA VOTAZIONE

Objetto: 1. Modifiche dello Statuto sociale: i) articoli 13 comma 3 lett. e) e 14 comma 5 con previsione della facoltà dell'Assemblea Ordinaria di incrementare il limite di 1:1 tra la componente variabile e quella fissa della remunerazione;

FAVOREVOLI

| Badge | Ragione Sociale | Proprio | Delega | Totale |
|-------|---|---------|-----------|-----------|
| **D | LOCKHEED MARTIN CORPORATION MASTER RETIREMENT TRUST | | 13.738 | 13.738 |
| **D | INV NI GLOBALE AKTIER BASIS 10003 | | 27.811 | 27.811 |
| **D | INTERNATIONALE KAPITALANLAGESELFSCHAFT MBH ACTING FOR ACCOUNT OF 2FO AKTIEN EUROPA | | 32.772 | 32.772 |
| **D | KAPITALFORENINGEN INVESTIN PRO GLOBAL EQUITIES I | | 108.536 | 108.536 |
| **D | INVESCO MARKETS III PLC | | 5.083 | 5.083 |
| **D | INVESCO FTSE RAFI DEVELOPED MARKETS EX U S ETF | | 127.956 | 127.956 |
| **D | STICHTING BEDRIJFSTAKPENSIOENFONDS VOOR HET SCHILDERS AFW ERKINGS ENGLASZETBEDRIJF | | 25.581 | 25.581 |
| **D | BLACKROCK LIFE LIMITED | | 37.365 | 37.365 |
| **D | VIRTUS GLOBAL ALLOCATION FUND | | 49.895 | 49.895 |
| **D | VIRGINIA RETIREMENT SYSTEM | | 2 | 2 |
| **D | PGIM QMA INTERNATIONAL EQUITY FUND | | 14.200 | 14.200 |
| **D | PACIFIC GAS AND ELECTRIC COMPANY NUCLEAR FACILITIES QUALIFIED CPUC DECOMMISSIONING MASTER TRUST | | 23.417 | 23.417 |
| **D | INVESCO MARKETS II PUBLIC LTD CO | | 15.402 | 15.402 |
| **D | INVESCO MSCI EUR EQ WIGHT UCITS ETF | | 146.562 | 146.562 |
| **D | PENSION RESERVES INVESTMENT TRUST FUND | | 2.629.392 | 2.629.392 |
| **D | BNY MELLON GLOBAL FUNDS PLC | | 613.914 | 613.914 |
| **D | UNIVERSITY OF NOTRE DAME DU LAC | | 65.398 | 65.398 |
| **D | INVESCO MARKETS II PUBLIC LTD | | 71.626 | 71.626 |
| **D | ISHARES VII PUBLIC LIMITED COMPANY | | 3.915.234 | 3.915.234 |
| **D | PRINCIPAL FUNDS INC INTERNATIONAL EQUITY INDEX | | 143.893 | 143.893 |
| **D | AVIVA INVESTORS | | 25.777 | 25.777 |
| **D | THE SEVENTH SWEDISH NATIONAL PENSION FUND AP 7 EQUITY FUND | | 871 | 871 |
| **D | ENSGN PEAK ADVISORS INC | | 68.851 | 68.851 |
| **D | INTERNATIONAL BANK FOR RECONSTRUCTION AND DEVELOPMENT | | 38.133 | 38.133 |
| **D | PRINCIPAL FUNDS INC OVERSEAS FUND | | 34.982 | 34.982 |
| **D | STANLIB FUNDS LIMITED | | 3.970 | 3.970 |
| **D | GOLDMAN SACHS ETF TRUST GOLDMAN SACHS MARKETBETA INTERNATIO | | 83.469 | 83.469 |
| **D | ABB PENSION FUND | | 4.276 | 4.276 |
| **D | INVESCO S AND P EUROPE 350 EQUAL WEIGHT INDEX ETF | | 18.044 | 18.044 |
| **D | PUBLIC EMPLOYEES RETIREMENT SYSTEM OF MISSISSIPPI | | 294.182 | 294.182 |
| **D | COUNTY EMPLOYEES AND OFFICERS ANNUITY AND BENEFIT FUND OF COOK COUN | | 361.343 | 361.343 |
| **D | INVESCO MARKETS II PLC | | 30.268 | 30.268 |
| **D | IQ 50 PERCENT HEDGED FTSE INTERNATIONAL ETF | | 112.904 | 112.904 |
| **D | AXA MPS FINANCIAL DESIGNATED ACTIVITY CO | | 465.000 | 465.000 |
| **D | XTRACKERS MSCI EUROZONE HEDGED EQUITY ETF | | 15.529 | 15.529 |
| **D | EMPLOYEES RETIREMENT SYSTEM OF THE CITY OF BALTIMORE | | 109.011 | 109.011 |
| **D | VOYA INTERNATIONAL INDEX PORTFOLIO | | 54.890 | 54.890 |
| **D | IECFMULTIFACTOR INTERNATIONAL EQUITY | | 101.376 | 101.376 |
| **D | DUANE ARNOLD ENERGY CENTER NUCLEAR POWER PLANT | | 2.077 | 2.077 |
| **D | DUANE ARNOLD ENERGY CENTER NUCLEAR POWER PLANT | | 270.000 | 270.000 |
| **D | INVESTMENT GMBH ON BEHALF OF DWS FONDS BPT | | 42.447 | 42.447 |
| **D | KAPITALFORENINGEN LAEGERNES INVEST KLI AKTIER GLOBALE INDENYKREDIT PORTFOLJE ADMINISTRATION AS | | 482.221 | 482.221 |
| **D | BLACKROCK LIFE LTD | | 96.622 | 96.622 |
| **D | XTRACKERS MSCI EUROPE HEDGED EQUITY ETF | | 22.590 | 22.590 |
| **D | MI FONDS K12 | | 50.745 | 50.745 |
| **D | ARROWSTREET US GROUP TRUST | | 787.941 | 787.941 |
| **D | XTRACKERS MSCI EAFE HEDGED EQUITY ETF | | 49.379 | 49.379 |
| **D | WS DEVELOPED MARKETS EX NORTH AMERICA SR INDEX ETF | | 87.723 | 87.723 |
| **D | MACKENZIE INTERNATIONAL EQUITY INDEX ETF | | | |

Assemblea Straordinaria del 04 febbraio 2026

LISTA ESITO DELLA VOTAZIONE

Objetto: 1. Modifiche dello Statuto sociale: i) articoli 13 comma 3 lett. e) e 14 comma 5 con previsione della facoltà dell'Assemblea Ordinaria di incrementare il limite di 1:1 tra la componente variabile e quella fissa della remunerazione;

FAVOREVOLI

| Badge | Ragione Sociale | Proprio | Delega | Totale |
|-------|---|------------|------------|------------|
| **D | MACKENZIE GLOBAL EQUITY INCOME FUND | 367.063 | 367.063 | 367.063 |
| **D | MACK EAFE EQUITY POOL | 46.045 | 46.045 | 46.045 |
| **D | MACK COMPREHENSIVE EQUITY POOL | 32.076 | 32.076 | 32.076 |
| **D | SC EDISON NUCLEAR FACILITIES QUALIFIED CPUC DECOMMISSIONING MASTER TR | 15.534 | 15.534 | 15.534 |
| **D | TEXTRON INC MASTER TRUST | 131.664 | 131.664 | 131.664 |
| **D | FIDELITY CONCORD STREET TRUST FIDELITY INTERNATIONAL INDEX FUND | 7.088.418 | 7.088.418 | 7.088.418 |
| **D | DEUTSCHE DCG EQ | 5.859 | 5.859 | 5.859 |
| **D | EUROPEAN CENTRAL BANK | 77.463 | 77.463 | 77.463 |
| **D | BNY MELLON INTERNATIONAL STOCK INDEX FUND | 30.979 | 30.979 | 30.979 |
| **D | CANADIAN BROADCASTING CORPORATION PENSION PLAN | 384.330 | 384.330 | 384.330 |
| **D | GLOBAL X SANDP CATHOLIC VALUES DEVELOPED EX US ETF | 3.660 | 3.660 | 3.660 |
| **D | LAZARD EUROPEAN ALPHA FUND | 25.654 | 25.654 | 25.654 |
| **D | GOLDMAN SACHS INSTITUTIONAL FUNDS PUBLIC LIMITED COMPANY | 19.407 | 19.407 | 19.407 |
| **D | UBS CAYMAN TRUST I UBS TRIPLE INCOME EUROPEAN BANK EQUITY STRATEGY FUND | 45.362 | 45.362 | 45.362 |
| **D | VIRTUS WMC INTERNATIONAL DIVIDEND ETF | 8.728 | 8.728 | 8.728 |
| **D | TREASURER OF THE STATE OF NORTH CAROLINA EQUITY INVESTMENT | 465.531 | 465.531 | 465.531 |
| **D | WS LANCASTER GLOBAL EQUITY FUND | 57.000 | 57.000 | 57.000 |
| **D | PUBLIC EMPLOYEE RETIREMENT SYSTEM OF IDAHO | 29.675 | 29.675 | 29.675 |
| **D | NSP MONTICELLO MINNESOTA RETAIL | 23.678 | 23.678 | 23.678 |
| **D | NSP MINNESOTA PRAIRIE I RETAIL QUALIFIED TRUST | 10.152 | 10.152 | 10.152 |
| **D | NSP MINNESOTA RETAIL PRAIRIE II | 12.535 | 12.535 | 12.535 |
| **D | VANGUARD INTL HIGH DIV YLD INDEX FD | 2.043.488 | 2.043.488 | 2.043.488 |
| **D | DWS INVESTMENT GMBH ON BEHALF OF DWS FONDS ZDV EVO | 2.383 | 2.383 | 2.383 |
| **D | STICHTING PENSIOENFONDS HOOGVENS | 86.552 | 86.552 | 86.552 |
| **D | INTERNATIONALE KAPITALANLAGESSELLSCHAFT MBH ACTING FOR ACCOUNT OF INKA PBEAKK | 22.272 | 22.272 | 22.272 |
| **D | RETIREMENT BOARD OF ALLEGHENY COUNTY | 15.169 | 15.169 | 15.169 |
| **D | DEAM FONDS ZDV | 13.325 | 13.325 | 13.325 |
| **D | FIDELITY SAI INTERNATIONAL INDEX FUND | 788.233 | 788.233 | 788.233 |
| **D | BLL GLOBAL EQ LARGE CAP SCR INX F | 81.418 | 81.418 | 81.418 |
| **D | BSF FORMUE EUR EQUITY INDEX FUND | 71.043 | 71.043 | 71.043 |
| **D | SHELL CANADA 2007 PENSION PLAN | 3.274 | 3.274 | 3.274 |
| **D | AURION GLOBAL EQUITY FUND | 6.606 | 6.606 | 6.606 |
| **D | LMT MRT BLK EUROPE VALUE 775373 | 41.036 | 41.036 | 41.036 |
| **D | AZL INTERNATIONAL INDEX FUND | 110.282 | 110.282 | 110.282 |
| **D | AZL DPA INTERNATIONAL CORE EQUITY FUND | 8.643 | 8.643 | 8.643 |
| **D | FIRST TRUST GLOBAL FUNDS PLC FIRST TRUST GLOBAL EQUITY IN | 39.930 | 39.930 | 39.930 |
| **D | COUNTY EMPLOYEES ANNUITY AND BENEFIT FUND OF COOK COUNTY | 767.077 | 767.077 | 767.077 |
| **D | COUNTY EMPLOYEES ANNUITY AND BENEFIT FUND OF COOK COUNTY | 73.033 | 73.033 | 73.033 |
| **D | VANGUARD GLOBAL DIVIDEND FUND | 143.472 | 143.472 | 143.472 |
| **D | LAZARD 823287 LAY EMP RET PL ARCHDIO PHILADELPHIA | 24.928 | 24.928 | 24.928 |
| **D | THE BOARD OF PENSIONS OF THE PRESBYTERIAN CHURCH USA | 62.339 | 62.339 | 62.339 |
| **D | ISHARES II PUBLIC LIMITED COMPANY | 2.521.236 | 2.521.236 | 2.521.236 |
| **D | ISHARES PUBLIC LIMITED COMPANY | 519.141 | 519.141 | 519.141 |
| **D | FMT INKA FONDS | 95.448 | 95.448 | 95.448 |
| **D | BLACKROCK FUND MANAGERS LTD | 14.103.310 | 14.103.310 | 14.103.310 |
| **D | BOARD OF PENSIONS OF THE EVANGELICAL LUTHERAN CHURCH IN AMER | 252.482 | 252.482 | 252.482 |
| **D | TEXAS PERMANENT SCHOOL FUND CORPORATION | 46.235 | 46.235 | 46.235 |
| **D | UNITED STATES ARMY NONAPPROPRIATED FUND EMPLOYEE RETIREMENT PLAN TRUST | 256.801 | 256.801 | 256.801 |



Azionisti:

I.924 Teste: 1

Pagina 6

LISTA ESITO DELLA VOTAZIONE

Oggetto: **1. Modifiche dello Statuto sociale: i) articoli 13 comma 3 lett. e) e 14 comma 5 con previsione della facoltà dell'Assemblea Ordinaria di incrementare il limite di 1:1 tra la componente variabile e quella fissa della remunerazione;**

FAVOREVOLI

| Badge | Ragione Sociale | Proprio | Delega | Totale |
|-------|--|---------|-----------|-----------|
| **D | THE HKSAR GOVERNMENT SCHOLARSHIP FUND | | 2.686 | 2.686 |
| **D | DUKE ENERGY QUALIFIED NUCLEAR DECOMMISSIONING | | 91.555 | 91.555 |
| **D | QUALITY EDUCATION FUND | | 3.969 | 3.969 |
| **D | INVESCO INTERNATIONAL DEVELOPED DYNAMIC MULTIFACTOR ETF | | 558.777 | 558.777 |
| **D | PUBLIC EMPLOYEES RETIREMENT SYSTEM OF OHIO | | 1.333.129 | 1.333.129 |
| **D | PUBLIC EMPLOYEES RETIREMENT SYSTEM OF OHIO | | 154.896 | 154.896 |
| **D | INDIANA PUBLIC RETIREMENT SYSTEM | | 193.611 | 193.611 |
| **D | KBS LAZARD ASSET MGMT | | 832.021 | 832.021 |
| **D | KENTUCKY RETIREMENT SYSTEMS INSURANCE TRUST FUND | | 1 | 1 |
| **D | TEXAS PERMANENT SCHOOL FUND CORP | | 1 | 1 |
| **D | SCHOOL EMPLOYEES RETIREMENT SYSTEM OF OHIO | | 25.041 | 25.041 |
| **D | STICHTING BEDRIJFSSTAKPENSIOENFONDS VOOR DE ZOETWARENINDUSTR | | 15.595 | 15.595 |
| **D | STICHTING BEDRIJFSSTAKPENSIOENFONDS VOOR DE ZOETWARENINDUSTR | | 22.404 | 22.404 |
| **D | DWS INVESTMENT GMBH | | 114.056 | 114.056 |
| **D | PGIM QMA INTERNATIONAL DEVELOPED MARKETS INDEX FUND | | 4.701 | 4.701 |
| **D | ENERGY INSURANCE MUTUAL LIMITED | | 16.920 | 16.920 |
| **D | METROPOLITAN LIFE INSURANCE COMPANY | | 44.458 | 44.458 |
| **D | BOCI PRUDENTIAL TRUSTEE LIMITED BOCPISF EUIF | | 141.893 | 141.893 |
| **D | ETORO EUROPE LTD | | 46 | 46 |
| **D | AMUNDI SELEZIONE ATTIVA ITALIA | | 902.000 | 902.000 |
| **D | CA VITA PIR AZ | | 41.000 | 41.000 |
| **D | CA VITA PIR BIL | | 37.600 | 37.600 |
| **D | TRUST NATALE PUBLICLY TRADED INVESTMENTS | | 4.803 | 4.803 |
| **D | AMUNDI PROGETTO FUTURO PIR | | 120.297 | 120.297 |
| **D | AMUNDI LIFECYCLE 2030 EQUITY | | 44 | 44 |
| **D | AMUNDI LIFECYCLE 2033 EQUITY | | 45 | 45 |
| **D | AMUNDI LIFECYCLE 2036 EQUITY | | 94 | 94 |
| **D | AMUNDI LIFECYCLE 2039 EQUITY | | 86 | 86 |
| **D | AMUNDI FUNDS EUROPEAN EQUITY | | 219.872 | 219.872 |
| **D | AMUNDI MSCI EMU ESG BROAD TRANSITION | | 169.868 | 169.868 |
| **D | AMUNDI STOXX EUROPE 600 | | 2.755.406 | 2.755.406 |
| **D | AMUNDI INDEX MSCI EUROPE | | 1.187.078 | 1.187.078 |
| **D | AMUNDI INDEX MSCI WORLD | | 141.131 | 141.131 |
| **D | AMUNDI MSCI EUROPE CLIMATE PARIS ALIGNED | | 22.183 | 22.183 |
| **D | AMUNDI MSCI WORLD CLIMATE TRANSITION | | 3.466 | 3.466 |
| **D | AMUNDI MSCI EUROPE SCREENED | | 72.395 | 72.395 |
| **D | AMUNDI MSCI EUROPE ZERO GLOBAL EQUITY | | 54.732 | 54.732 |
| **D | AMUNDI MSCI EUROPE ZERO GLOBAL EQUITY | | 19.802 | 19.802 |
| **D | AMUNDI MSCI EUROPE ZERO GLOBAL EQUITY | | 4.565 | 4.565 |
| **D | AMUNDI MSCI EUROPE ZERO GLOBAL EQUITY | | 872 | 872 |
| **D | AMUNDI MSCI WORLD CLIMATE PARIS ALIGNED | | 62.726 | 62.726 |
| **D | AMUNDI MSCI EMU CLIMATE PARIS ALIGNED | | 23.376 | 23.376 |
| **D | AMUNDI MSCI EMU CLIMATE PARIS ALIGNED | | 748.457 | 748.457 |
| **D | NEF ETHICAL GLOBAL EQUITY | | 291.079 | 291.079 |
| **D | NEF ETHICAL EURO EQUITY | | 607.673 | 607.673 |
| **D | NEF RISPARMIO ITALIA | | 205.239 | 205.239 |
| **D | AMUNDI ITALY MIB ESG | | 298.105 | 298.105 |
| **D | AMUNDI MSCI EUROPE ESG BROAD TRANSITION | | 34.923 | 34.923 |
| **D | AMUNDI STOXX EUROPE 600 ESG | | | |
| **D | AMUNDI MSCI EUR EX SWITZERLAND ESG LEAD | | | |

LISTA ESITO DELLA VOTAZIONE

Oggetto: 1. Modifiche dello Statuto sociale: i) articoli 13 comma 3 lett. e) e 14 comma 5 con previsione della facoltà dell'Assemblea Ordinaria di incrementare il limite di 1:1 tra la componente variabile e quella fissa della remunerazione;

FAVOREVOLI

| Badge | Regione Sociale | Proprio | Delega | Totale |
|---|-----------------|---------|-----------|-----------|
| **D IOF TARGETNETZERO EUROPE EQUITY | | | 15.548 | 15.548 |
| **D NEF ETHICAL BALANCED DYNAMIC | | | 281.401 | 281.401 |
| **D AMUNDI FUNDS MULTI ASSET REAL RETURN | | | 5.792 | 5.792 |
| **D AMUNDI FUNDS GLOBAL MULTI ASSET | | | 128.094 | 128.094 |
| **D AMUNDI FDS GLOB MULTI ASSET CONSERVATIVE | | | 342.937 | 342.937 |
| **D AF EUROPEAN EQUITY DYNAMIC MULTI FACTORS | | | 35.364 | 35.364 |
| **D AF EUROLAND EQUITY DYNAMIC MULTI FACTORS | | | 983.601 | 983.601 |
| **D AMUNDI PRIME EUROPE | | | 57.882 | 57.882 |
| **D AMUNDI PRIME EUROZONE | | | 40.519 | 40.519 |
| **D AF MULTI ASSET CONSERVATIVE RESPONSIBLE | | | 104.047 | 104.047 |
| **D IOF ALL ROADS | | | 26.293 | 26.293 |
| **D LEADERSEL PMI | | | 359.771 | 359.771 |
| **D AMUNDI FUNDS EUROLAND EQUITY RISK PARITY | | | 11.540 | 11.540 |
| **D RCO LUX MONTJOLY INVEST POOL RCG | | | 2.283 | 2.283 |
| **D LUXCELLENCE HELVETIA EUROP EQUITY | | | 14.996 | 14.996 |
| **D ONEMARKETS BR GLOB DIVERSFD BAL FD | | | 5.468 | 5.468 |
| **D UNIVERSE THE CMI CONT EURO EQ | | | 33.173 | 33.173 |
| **D CENTRAL BANK OF IRELAND MSCI PAB | | | 160.237 | 160.237 |
| **D MEDIO MORGAN STANLEY GLOBAL SELECTION | | | 184.785 | 184.785 |
| **D MIFL BB CS QP GBL EQ | | | 94.936 | 94.936 |
| **D FINANCIAL INC STRAT ALGER | | | 6.195.749 | 6.195.749 |
| **D MIFL CH IE QP GBL EQ | | | 78.662 | 78.662 |
| **D MIFL CH PRO QP GL EQ | | | 185.723 | 185.723 |
| **D CH FINANCIAL OPPORTUNITY TENAX | | | 948.366 | 948.366 |
| **D CRELAN INVEST DYNAMIC | | | 37.301 | 37.301 |
| **D CRELAN INVEST CONSERVATIVE | | | 10.037 | 10.037 |
| **D DPAM DBI RDT B EQUITIES EMU INDEX | | | 71.378 | 71.378 |
| **D CO PERATIE KLAVERBLAD VERZEKERINGEN UA | | | 160.000 | 160.000 |
| **D KLAVERBLAD SCHADEVERZEKERINGSMAATSCHAPPI | | | 221.000 | 221.000 |
| **D ST BEDRIJFSTAKENSIOENFONDS VOOR DE PARTICULIERE BEVEILIGING | | | 19.818 | 19.818 |
| **D SPA MANDATE BLACKROCK | | | 24.237 | 24.237 |
| **D ST FED PMA MANDATE BLACKROCK | | | 27.140 | 27.140 |
| **D STICHTING PENSIOENFONDS VOOR DE ARCHITECTENBUREAUS | | | 395.561 | 395.561 |
| **D LOIS CH TARGETNEZERO GLOBAL EX C EQUITY | | | 49.018 | 49.018 |
| **D HELVETIA I EUROPA | | | 16.378 | 16.378 |
| **D SVS LANDSEER EUROPEAN EQUITY FUND | | | 35.081 | 35.081 |
| **D ROYAL UNITED KINGDOM BENEFICENT ASSOCIAT | | | 11.414 | 11.414 |
| **D AMUNDI ETHIK PLUS | | | 110.860 | 110.860 |
| **D AMUNDI ETHIK PLUS | | | 65.767 | 65.767 |
| **D AM WELT ERTRAG NACHHALTIG | | | 3.154 | 3.154 |
| **D UNIVERSAL-INVESTMENT-GESELLSCHAFT MBH | | | 2.875 | 2.875 |
| **D UI MAIN I UNIVERSAL FONDS UKA | | | 73.900 | 73.900 |
| **D EDR SICAV EQUITY EURO SOLVE | | | 44.964 | 44.964 |
| **D CNP ASSUR EDRAM ACTIONS EUROPE | | | 1.192.440 | 1.192.440 |
| **D EDR SICAV EUROPEAN CATALYSTS | | | 24.694 | 24.694 |
| | | | 98.216 | 98.216 |
| | | | 370.000 | 370.000 |
| | | | 110.866 | 110.866 |



LISTA ESITO DELLA VOTAZIONE

Oggetto: 1. Modifiche dello Statuto sociale: i) articoli 13 comma 3 lett. e) e 14 comma 5 con previsione della facoltà dell'Assemblea Ordinaria di incrementare il limite di 1:1 tra la componente variabile e quella fissa della remunerazione;

FAVOREVOLI

| Badge | Ragione Sociale | Proprio | Delega | Totale |
|--|-----------------|-----------|-----------|-----------|
| **D IBM FRANCE F | | 70.857 | 70.857 | 70.857 |
| **D IBM FRANCE H | | 938 | 938 | 938 |
| **D CA SA EXPANSION ESG | | 3.986 | 3.986 | 3.986 |
| **D BRIE PICARDIE EQUILIBRE | | 1.197 | 1.197 | 1.197 |
| **D AGRIPLAN EXPANSION | | 69.338 | 69.338 | 69.338 |
| **D HAMELIN DIVERSIFIE FLEX I | | 43.440 | 43.440 | 43.440 |
| **D MANDARINE PREMIUM EUROPE | | 39.493 | 39.493 | 39.493 |
| **D AMUNDI RENDEMENT PLUS SELECT | | 9.966 | 9.966 | 9.966 |
| **D HYMNOS ISR | | 96.354 | 96.354 | 96.354 |
| **D AMUNDI EUROPE MONDE | | 85.460 | 85.460 | 85.460 |
| **D LCL EQUILIBRE | | 7.202 | 7.202 | 7.202 |
| **D DIVERSIFIE SOLIDAIRE JAS HENNESSY AND CO | | 2.637 | 2.637 | 2.637 |
| **D EPARGNE MODEEREE THALES | | 23.321 | 23.321 | 23.321 |
| **D AMUNDI LABEL EQUILIBRE ESR | | 49.030 | 49.030 | 49.030 |
| **D LS DYNAMIQUE ET SOLIDAIRE | | 1.432 | 1.432 | 1.432 |
| **D LCL DYNAMIQUE | | 8.352 | 8.352 | 8.352 |
| **D N I RENDEMENT EQUILIBRE | | 2.305 | 2.305 | 2.305 |
| **D AMUNDI LABEL DYNAMIQUE ESR | | 52.232 | 52.232 | 52.232 |
| **D LV CHALLENGE | | 153.134 | 153.134 | 153.134 |
| **D ASSURDIX | | 177.339 | 177.339 | 177.339 |
| **D AMUNDI ACTIONS EURO SELECT | | 1.376.358 | 1.376.358 | 1.376.358 |
| **D AA BNPP AM ACTIONS PETITES CAP EUROPE | | 742.865 | 742.865 | 742.865 |
| **D AA SSGA ACTIONS INDICE EURO | | 406.032 | 406.032 | 406.032 |
| **D AMUNDI EURO EQUITY ESR | | 1.398.611 | 1.398.611 | 1.398.611 |
| **D ADP DIVERSIFIE DYNAMIQUE | | 5.578 | 5.578 | 5.578 |
| **D R CO PHARMA ACTIONS | | 237.340 | 237.340 | 237.340 |
| **D BOURBON I | | 222.476 | 222.476 | 222.476 |
| **D FDRN AMUNDI | | 51.477 | 51.477 | 51.477 |
| **D ARRCO LONG TERME D | | 316.320 | 316.320 | 316.320 |
| **D CARP INDO | | 122.104 | 122.104 | 122.104 |
| **D LBPAM 3 MOIS | | 1.640.671 | 1.640.671 | 1.640.671 |
| **D TOCQUEVILLE FINANCE | | 119.077 | 119.077 | 119.077 |
| **D AMUNDI PATRIMOINE PEA | | 91.214 | 91.214 | 91.214 |
| **D CNP ASSUR VALUE ET MOMENTUM | | 26.300 | 26.300 | 26.300 |
| **D CARPIMKO PTES ET MOYENNES CAPI C | | 341.684 | 341.684 | 341.684 |
| **D FCP PEA COURT TERME | | 1.279.490 | 1.279.490 | 1.279.490 |
| **D PEG AIRBUS DIVERSIFIE | | 10.273 | 10.273 | 10.273 |
| **D PEG AIRBUS ACTIONS | | 34.968 | 34.968 | 34.968 |
| **D FGV ACTIONS EUROPE LM A | | 68.000 | 68.000 | 68.000 |
| **D ROPS EURO P | | 278.675 | 278.675 | 278.675 |
| **D DIEZE | | 3.910 | 3.910 | 3.910 |
| **D HSBC MULTI ASSET DYNAMIC EURO | | 142.340 | 142.340 | 142.340 |
| **D ERI SA ACTIONS GRANDES VALEURS | | 716.000 | 716.000 | 716.000 |
| **D HSBC ACTIONS EUROPE | | 360.027 | 360.027 | 360.027 |
| **D HSBC EURO PME | | 492.952 | 492.952 | 492.952 |
| **D SOLIDARITE | | 26.835 | 26.835 | 26.835 |
| **D LMDG FAMILLES ET ENTREPRENEURS | | 83.022 | 83.022 | 83.022 |
| **D CPR ACTIONS EURO PREMIUM SELECT | | 7.987 | 7.987 | 7.987 |



Assemblea Straordinaria del 04 febbraio 2026

LISTA ESITO DELLA VOTAZIONE

Oggetto: **1. Modifiche dello Statuto sociale: i) articoli 13 comma 3 lett. e) e 14 comma 5 con previsione della facoltà dell'Assemblea Ordinaria di incrementare il limite di 1:1 tra la componente variabile e quella fissa della remunerazione;**

FAVOREVOLI

| Badge | Ragione Sociale | Proprio | Delega | Totale |
|-------|---|-----------|-----------|-----------|
| **D | GROUPAMA OPPORTUNITIES EUROPE | 135.000 | 135.000 | 135.000 |
| **D | AMUNDI ACTIONS EURO HORIZON ENVIRONNEMENT | 949.659 | 949.659 | 949.659 |
| **D | LCL ACTIONS MONDE HORS EUROPE EUR | 851.863 | 851.863 | 851.863 |
| **D | AMUNDI ACTIONS PME | 2.062.860 | 2.062.860 | 2.062.860 |
| **D | AMUNDI TRANSMISSION ACTIONS | 7.006 | 7.006 | 7.006 |
| **D | AMUNDI TRANSMISSION PATRIMOINE | 24.603 | 24.603 | 24.603 |
| **D | DNCA ACTIONS EURO PME | 645.050 | 645.050 | 645.050 |
| **D | GROUPAMA EUROPE STOCK | 120.742 | 120.742 | 120.742 |
| **D | ALLOCATION PROTECTION 80 | 539.988 | 539.988 | 539.988 |
| **D | HSBC EE EURO PME | 86.274 | 86.274 | 86.274 |
| **D | EPARGNE SOLIDAIRE EQUILIBRE THALES | 34.181 | 34.181 | 34.181 |
| **D | ROFS ACTIONS EUROPEENNES 2 | 799.566 | 799.566 | 799.566 |
| **D | AMUNDI EQUITY EURO CONSERVATIVE | 96.785 | 96.785 | 96.785 |
| **D | CONTI DIVERSIFIE | 66.203 | 66.203 | 66.203 |
| **D | FDJ EQUILIBRE SOLIDAIRE | 8.654 | 8.654 | 8.654 |
| **D | ROFS SMART INDEX EURO | 23.917 | 23.917 | 23.917 |
| **D | TAILOR ACTIONS ENTREPRENEURS | 70.739 | 70.739 | 70.739 |
| **D | AP ACTIONS 1 EURO | 78.721 | 78.721 | 78.721 |
| **D | SURAVENIR OVERLAY LOW VOL ACTIONS | 555.638 | 555.638 | 555.638 |
| **D | ALLOCATION INVEST EQUITY CORE | 48.000 | 48.000 | 48.000 |
| **D | IF ACTIONS EURO | 44.550 | 44.550 | 44.550 |
| **D | ARCO QUANT II | 81.992 | 81.992 | 81.992 |
| **D | AMUNDI EQUILIBRE GLOBAL SOLIDAIRE FCP | 12.753 | 12.753 | 12.753 |
| **D | GLOBAL MULTI FACTOR EQUITY FUND | 89.101 | 89.101 | 89.101 |
| **D | BEL EQUITY EUROPE | 365.630 | 365.630 | 365.630 |
| **D | CL CENTRE MANCHE | 5.899 | 5.899 | 5.899 |
| **D | GROUPAMA LOIRE BRETAGNE LOCAL 1 | 13.611 | 13.611 | 13.611 |
| **D | GROUPAMA GRAND EST | 13.802 | 13.802 | 13.802 |
| **D | GROUPAMA MEDITERRANEE | 14.513 | 14.513 | 14.513 |
| **D | GROUPAMA NORD EST | 13.748 | 13.748 | 13.748 |
| **D | FCP CSS LOC GROUPAMA PARIS VAL DE LOIRE | 7.172 | 7.172 | 7.172 |
| **D | GROUPAMA LOIRE BRETAGNE REGIONAL 1 | 14.077 | 14.077 | 14.077 |
| **D | GROUPAMA LOIRE BRETAGNE LOCAL 2 | 12.508 | 12.508 | 12.508 |
| **D | CNP ECHIQUIER VALUE EUROPE | 546.961 | 546.961 | 546.961 |
| **D | IMDG SWID CAP EUR FCP | 140.611 | 140.611 | 140.611 |
| **D | AMUNDI IPSA ACTIONS | 94.457 | 94.457 | 94.457 |
| **D | MAM ENTREPRISES FAMILIALES | 46.000 | 46.000 | 46.000 |
| **D | STAR PASTEUR | 80.584 | 80.584 | 80.584 |
| **D | ADARA | 86.500 | 86.500 | 86.500 |
| **D | APICIL ACTIONS EURO | 20.179 | 20.179 | 20.179 |
| **D | SAFRAN DYNAMIQUE ACTIONS EUROPE ESG | 54.568 | 54.568 | 54.568 |
| **D | SAKKARAH 6 | 140.007 | 140.007 | 140.007 |
| **D | SAKKARAH C | 100.667 | 100.667 | 100.667 |
| **D | SAKKARAH 7 FCP | 56.330 | 56.330 | 56.330 |
| **D | AMUNDI MSCI WORLD CLIMATE PARIS ALIGNED UMWELTZEICHEN UCITS ETI | 9.349 | 9.349 | 9.349 |
| **D | CNP ACTIONS EUROPE AMUNDI | 444.304 | 444.304 | 444.304 |
| **D | GEFIL EUROLAND ISR | 154.093 | 154.093 | 154.093 |
| **D | TOCQUEVILLE VALUE EURO ISR | 3.745.914 | 3.745.914 | 3.745.914 |



Pagina 10

Azionisti:

1.924 Teste: 1

Assemblea Straordinaria del 04 febbraio 2026

LISTA ESITO DELLA VOTAZIONE

Oggetto: 1. Modifiche dello Statuto sociale: i) articoli 13 comma 3 lett. e) e 14 comma 5 con previsione della facoltà dell'Assemblea Ordinaria di incrementare il limite di 1:1 tra la componente variabile e quella fissa della remunerazione;

FAVOREVOLI

| Badge | Ragione Sociale | Proprio | Delega | Totale |
|-------|--|---------|-----------|-----------|
| **D | TOCQUEVILLE DIVIDENDE | | 129.928 | 129.928 |
| **D | ECHIQUIER SMID BLEND EURO SRI | | 1.163.556 | 1.163.556 |
| **D | IRCEC CASSETTE DIVERSIFIE | | 85.916 | 85.916 |
| **D | ARKEA DS LIQUIDITES PEA | | 450.000 | 450.000 |
| **D | A B DIVERSIFIE | | 77.835 | 77.835 |
| **D | AMLC EQ SINGLE STOCKS | | 2.407 | 2.407 |
| **D | WORLD EQUITIES II | | 20.416 | 20.416 |
| **D | LBFAM SHORT TERM | | 857.813 | 857.813 |
| **D | SELECTION EURO CLIMAT JANVIER 2025 | | 78.738 | 78.738 |
| **D | ARCADE ACTIONS EURO | | 88.798 | 88.798 |
| **D | CAMBRIDGE UNIVERSITY ALL WORLD EQUITY FD | | 16.508 | 16.508 |
| **D | CAMBRIDGE UNIVERSITY DEVELOPED MARKETS EQUITY FUND | | 4.024 | 4.024 |
| **D | CNBF RC LBP ACTION EURO | | 121.203 | 121.203 |
| **D | CNBF RB LBP ACTION EURO | | 74.073 | 74.073 |
| **D | CB SPAIN IICS CLIENTS ASSETS EXEMPT | | 153.262 | 153.262 |
| **D | PK CSG WORLD EQUITY UBS FUND MANAGEMENT SWITZERLAND AG | | 22.936 | 22.936 |
| **D | NOMURA WORLD EX JAPAN EQUITY FUND | | 151.500 | 151.500 |
| **D | NIEVERGELT PETER RUDOLF | | 5.650 | 5.650 |
| **D | ALLIANZ GLOBAL INVESTORS GMBH W/ALLIANZGI-FONDS AOKNW-AR SEGMENT OKWLCO-AKTIE | | 25.000 | 25.000 |
| **D | PICTET CH - GLOBAL EQUITIES | | 15.034 | 15.034 |
| **D | PICTET - MULTI ASSET GLOBAL OPPORTUNITIES | | 9.825 | 9.825 |
| **D | IF IST - GLOBE INDEX | | 61.778 | 61.778 |
| **D | TURICUM - AKTIEN UND IMMOBILIENWERTSCHRIFTEN | | 184.597 | 184.597 |
| **D | WORLD TRADE ORGANIZATION PENSION PLAN | | 17.982 | 17.982 |
| **D | STRATEGIC INTERNATIONAL EQUITY FUND | | 39.473 | 39.473 |
| **D | MULTI-MANAGER INTERNATIONAL EQUITY STRATEGIES FUND | | 64.771 | 64.771 |
| **D | UBS GLOBAL EQUITY CLIMATE TRANSITION FUND | | 27.320 | 27.320 |
| **D | AVIVA INVESTORS PORTFOLIO FUNDS ICVC AVIVA INVESTORS MULTI-ASSET CORE FUND II | | 5.419 | 5.419 |
| **D | ALLIANZGI-FONDS DSPT | | 68.020 | 68.020 |
| **D | THE SOUTHERN COMPANY SYSTEM MASTER RETIREMENT TRUST | | 561.558 | 561.558 |
| **D | AVIVA INVESTORS PORTFOLIO FUNDS ICVC AVIVA INVESTORS MULTI-ASSET CORE FUND III | | 13.490 | 13.490 |
| **D | PFZ | | 9.233 | 9.233 |
| **D | NFS LIMITED | | 18.852 | 18.852 |
| **D | TCORPIM DEVELOPED MARKETS EQUITIES (HEDGED) FUND | | 76.944 | 76.944 |
| **D | NVIT GS INTERNATIONAL EQUITY INSIGHTS FUND | | 144.854 | 144.854 |
| **D | TF-EQUITY | | 261.612 | 261.612 |
| **D | UBS ASSET MANAGEMENT LIFE LTD | | 156.020 | 156.020 |
| **D | UNIVERSITIES SUPERANNUATION SCHEME | | 41.899 | 41.899 |
| **D | FIDELITY INVESTMENT FUNDS - FIDELITY INDEX WORLD ESG SCREENED FUND | | 12.681 | 12.681 |
| **D | ARAMCO ASIA SINGAPORE PTE. LTD | | 4.475 | 4.475 |
| **D | NORDEA WORLD PASSIVE FUND | | 79.318 | 79.318 |
| **D | AVIVA INVESTORS PORTFOLIO FUNDS ICVC AVIVA INVESTORS MULTI-ASSET CORE FUND IV | | 10.025 | 10.025 |
| **D | CUSTODY BANK OF JAPAN, LTD. AS TRUSTEE FOR JAPAN SCIENCE AND TECHNOLOGY AGENCY | | 15.812 | 15.812 |
| **D | AVIVA INVESTORS PORTFOLIO FUNDS ICVC AVIVA INVESTORS MULTI-ASSET CORE FUND I | | 293 | 293 |
| **D | INTECH INTERNATIONAL LARGE CAP CORE FUND LLC | | 520 | 520 |
| **D | SKAGEN FOCUS VERDIPAPIRFOND | | 768.915 | 768.915 |
| **D | ROBECO CAPITAL GROWTH FUNDS | | 48.627 | 48.627 |
| **D | BAYERINVEST PEE-FONDS | | 27.000 | 27.000 |



Assemblea Straordinaria del 04 febbraio 2026

LISTA ESITO DELLA VOTAZIONE

Objetto: 1. Modifiche dello Statuto sociale: i) articoli 13 comma 3 lett. e) e 14 comma 5 con previsione della facoltà dell'Assemblea Ordinaria di incrementare il limite di 1:1 tra la componente variabile e quella fissa della remunerazione;

FAVOREVOLI

| Badge | Ragione Sociale | Proprio | Delega | Totale |
|---|-----------------|-----------|-----------|-----------|
| **D CUSTODY BANK OF JAPAN, LTD. AS TRUSTEE FOR JAPAN SCIENCE AND TECHNOLOGY AGENCY 16619-9962 | | 130.511 | 130.511 | 130.511 |
| **D ROBECO UCITS ICAV | | 23.069 | 23.069 | 23.069 |
| **D BAYERN-INVEST KAI-FONDS | | 46.000 | 46.000 | 46.000 |
| **D PTV2 | | 61.193 | 61.193 | 61.193 |
| **D MGF | | 12.219 | 12.219 | 12.219 |
| **D INVESTINGFORENINGEN BANKINVEST GLOBALE AKTIER INDEKS AKK. KL | | 13.409 | 13.409 | 13.409 |
| **D STOREBRAND LIVSFORSIKRING AS | | 74.003 | 74.003 | 74.003 |
| **D UI-S | | 57.536 | 57.536 | 57.536 |
| **D NEW YORK STATE COMMON RETIREMENT FUND | | 649.050 | 649.050 | 649.050 |
| **D UNISUPER | | 51.827 | 51.827 | 51.827 |
| **D BANSABADELL 1006, FONDO DE PENSIONES | | 1.818 | 1.818 | 1.818 |
| **D GLOBAL EQUITIES ENHANCED INDEX FUND | | 192.519 | 192.519 | 192.519 |
| **D BANSABADELL 59, FONDO DE PENSIONES | | 2.010 | 2.010 | 2.010 |
| **D BANSABADELL 1007, FONDO DE PENSIONES | | 2.583 | 2.583 | 2.583 |
| **D AMP CAPITAL SPECIALIST INTERNATIONAL SHARE FUND | | 12.295 | 12.295 | 12.295 |
| **D BANSABADELL 1009, FONDO DE PENSIONES | | 3.938 | 3.938 | 3.938 |
| **D STOREBRAND SICAV - SKAGEN FOCUS LUX | | 17.665 | 17.665 | 17.665 |
| **D BUSS (QUEENSLAND) POOLED SUPERANNUATION TRUST | | 15.935 | 15.935 | 15.935 |
| **D VANGUARD ESG INTERNATIONAL STOCK ETF | | 409.832 | 409.832 | 409.832 |
| **D STOREBRAND SICAV - STOREBRAND GLOBAL PLUS LUX | | 7.285 | 7.285 | 7.285 |
| **D BANSABADELL 1008, FONDO DE PENSIONES | | 2.544 | 2.544 | 2.544 |
| **D FIDELITY UCITS ICAV - FIDELITY GLOBAL EQUITY RESEARCH ENHANCED UCITS ETF | | 9.977 | 9.977 | 9.977 |
| **D AMP WHOLESALE GLOBAL EQUITIES FUND | | 22.462 | 22.462 | 22.462 |
| **D FACTORY MUTUAL INSURANCE COMPANY | | 267.311 | 267.311 | 267.311 |
| **D GOLDMAN SACHS FUNDS VII | | 12.885 | 12.885 | 12.885 |
| **D SEI INSTITUTIONAL INVESTMENTS TRUST - WORLD EQUITY EX-US FUND | | 179.057 | 179.057 | 179.057 |
| **D VANGUARD INVESTMENT SERIES PUBLIC LIMITED COMPANY | | 2.474.106 | 2.474.106 | 2.474.106 |
| **D AMP INTERNATIONAL EQUITY INDEX FUND HEDGED | | 13.513 | 13.513 | 13.513 |
| **D AMP INTERNATIONAL EQUITY INDEX FUND | | 140.105 | 140.105 | 140.105 |
| **D MEDIOLANUM RENTA VARIABLE GLOBAL SELECCION FI | | 99.262 | 99.262 | 99.262 |
| **D FIDELITY UCITS II ICAV/FIDELITY MSCI WORLD INDEX FUND | | 65.727 | 65.727 | 65.727 |
| **D THE MASTER TRUST BANK OF JAPAN, LTD. RE: NZAM EURO STOXX (JPY HEDGED) (PRIVATELY PLACED INVESTMENT TRUST) | | 179.360 | 179.360 | 179.360 |
| **D THE MASTER TRUST BANK OF JAPAN LTD. RE: MANULIFE INTERNATIONAL EQUITY INDEX MOTHER FUND | | 2.296 | 2.296 | 2.296 |
| **D THE MASTER TRUST BANK OF JAPAN, LTD. RE: MTEBJ400025521 | | 5.178 | 5.178 | 5.178 |
| **D CUSTODY BANK OF JAPAN, LTD. RE: STB FOREIGN STOCK INDEX MOTHER FUND (CURRENCY HEDGED) | | 25.673 | 25.673 | 25.673 |
| **D MERCER UNHEDED OVERSEAS SHARES TRUST | | 42.193 | 42.193 | 42.193 |
| **D AVIVA INVESTORS INVESTMENT FUNDS ICVC AVIVA INVESTORS INTERNATIONAL INDEX TRACKING FUND | | 30.334 | 30.334 | 30.334 |
| **D CHURCH COMMISSIONERS FOR ENGLAND | | 526.459 | 526.459 | 526.459 |
| **D AZ FUND 1-AZ ALLOCATION-ITALIAN LONG TERM OPPORTUNITIES | | 110.000 | 110.000 | 110.000 |
| **D WM POOL - FIXED INTEREST TRUST NO. 12 | | 2.271 | 2.271 | 2.271 |
| **D CBK GLOBAL SICAV - ALTERNATIVE STRATEGIES FUND (ANIMA) | | 619.861 | 619.861 | 619.861 |
| **D INVESTINGFORENINGEN BANKINVEST, BIX GLOBALE AKTIER ESG UNIVERSAL KL | | 44.673 | 44.673 | 44.673 |
| **D F.M. KIRBY TRUST DATED 1/3/75 F/B/O ALIC | | 2.710 | 2.710 | 2.710 |
| **D ALASKA COMMON TRUST FUND | | 75.991 | 75.991 | 75.991 |
| **D BNZ WHOLESALE INTERNATIONAL EQUITIES FUND | | 82.309 | 82.309 | 82.309 |
| **D ANSELECT - BLACKROCK EURO EQUITY | | 403.195 | 403.195 | 403.195 |
| **D WM POOL - GLOBAL EQUITIES TRUST NO. 6 | | 35.768 | 35.768 | 35.768 |
| **D G.A.-FUND-B - EQUITY BROAD EURO P | | 72.563 | 72.563 | 72.563 |



LISTA ESITO DELLA VOTAZIONE

Oggetto: **1. Modifiche dello Statuto sociale: i) articoli 13 comma 3 lett. e) e 14 comma 5 con previsione della facoltà dell'Assemblea Ordinaria di incrementare il limite di 1:1 tra la componente variabile e quella fissa della remunerazione;**

FAVOREVOLI

| Badge | Ragione Sociale | Proprio | Delega | Totale |
|-------|--|-----------|-----------|-----------|
| **D | ISHARES EUROPE ETF | 365.230 | 365.230 | 365.230 |
| **D | AVIVA INVESTORS PORTFOLIO FUNDS ICVC AVIVA INVESTORS MULTI-ASSET CORE FUND V | 4.504 | 4.504 | 4.504 |
| **D | AVIVA INVESTORS PORTFOLIO FUNDS ICVC AVIVA INVESTORS MULTI-STRATEGY TARGET RETURN FUND | 114.200 | 114.200 | 114.200 |
| **D | BANSABADELL PREVISION EPSV INDIVIDUAL | 1.454 | 1.454 | 1.454 |
| **D | SCHRODER DIVERSIFIED GROWTH TRUST | 10.087 | 10.087 | 10.087 |
| **D | BLACKROCK FUNDS I ICAV | 78.111 | 78.111 | 78.111 |
| **D | SIX CIRCLES INTERNATIONAL UNCONSTRAINED EQUITY FUND | 2.786.380 | 2.786.380 | 2.786.380 |
| **D | SMART WHOLESALÉ GLOBAL EQUITY ESG FUND | 34.360 | 34.360 | 34.360 |
| **D | ARGA INTERNATIONAL VALUE FUND | 136.427 | 136.427 | 136.427 |
| **D | VANGUARD FUNDS PUBLIC LIMITED COMPANY | 4.140.354 | 4.140.354 | 4.140.354 |
| **D | BPI GLOBAL INVESTMENT FUND- BPI EUROPEAN FINANCIAL EQUITIES L/S | 75.000 | 75.000 | 75.000 |
| **D | INDUSTRIENS PENSIONSFORSIKRING A/S | 61.713 | 61.713 | 61.713 |
| **D | FIDELITY UCITS II ICAV/FIDELITY MSCI EUROPE INDEX FUND | 29.850 | 29.850 | 29.850 |
| **D | FIL GENESIS LIMITED - FIDELITY POC EAFE PILOT | 2.943 | 2.943 | 2.943 |
| **D | TRINITY COLLEGE CAMBRIDGE | 46.874 | 46.874 | 46.874 |
| **D | SEI INSTITUTIONAL INVESTMENTS TRUST - SCREENED WORLD EQUITY EX-US FUND | 5.383 | 5.383 | 5.383 |
| **D | BANSABADELL 65, FONDO DE PENSIONES | 652 | 652 | 652 |
| **D | HESTA | 1.025.384 | 1.025.384 | 1.025.384 |
| **D | MEDIOLANUM PENSIONES I FONDO DE PENSIONES | 284.597 | 284.597 | 284.597 |
| **D | DNCA INVEST - DI EXPLORER SMID EUR | 429.200 | 429.200 | 429.200 |
| **D | MACQUARIE MULTI-FACTOR FUND | 14.162 | 14.162 | 14.162 |
| **D | BANSABADELL 62, FONDO DE PENSIONES | 2.072 | 2.072 | 2.072 |
| **D | BPI GLOBAL INVESTMENT FUND- PERSEO FUND | 10.417 | 10.417 | 10.417 |
| **D | BUMA-UNIVERSAL-FONDS I | 31.507 | 31.507 | 31.507 |
| **D | WM POOL - EQUITIES TRUST NO. 75 | 40.142 | 40.142 | 40.142 |
| **D | ROBECO UMBRELLA FUND I N.V. | 11.449 | 11.449 | 11.449 |
| **D | FIDELITY UCITS ICAV - FIDELITY EUROPE EQUITY RESEARCH ENHANCED UCITS ETF | 38.755 | 38.755 | 38.755 |
| **D | ELEVA GLOBAL MULTI OPPORTUNITIES FUND | 311.068 | 311.068 | 311.068 |
| **D | ANZ WHOLESALÉ INTERNATIONAL SHARE - NO. 1 FUND | 8.900 | 8.900 | 8.900 |
| **D | SABADELL INVERSION ETICA Y SOLIDARIA, FI | 10.837 | 10.837 | 10.837 |
| **D | ENHANCED INDEX INTERNATIONAL SHARE FUND | 5.940 | 5.940 | 5.940 |
| **D | THE MASTER TRUST BANK OF JAPAN, LTD. RE: MUTB400021492 | 28.201 | 28.201 | 28.201 |
| **D | VERDIPAPIRFONDET KRON INDEKS GLOBAL | 44.540 | 44.540 | 44.540 |
| **D | CAIXABANK WEALTH SICAV-CAIXABANK WEALTH KOTINOS | 7.000 | 7.000 | 7.000 |
| **D | BNZ WHOLESALÉ INTERNATIONAL EQUITIES (INDEX) FUND | 33.517 | 33.517 | 33.517 |
| **D | FUTURE GROUP INTERNATIONAL EQUITIES FUND | 303.385 | 303.385 | 303.385 |
| **D | CAIXABANK WEALTH SICAV - CAIXABANK WEALTH LEGERE FUND (CAIXA) | 28.000 | 28.000 | 28.000 |
| **D | G.A.-FUND-B - WORLD EQUITIES PLUS | 2.100 | 2.100 | 2.100 |
| **D | BNP PARIBAS EASY - MSCI EUROPE | 9.111 | 9.111 | 9.111 |
| **D | PEOPLE'S BANK OF CHINA | 720.951 | 720.951 | 720.951 |
| **D | BS PREVISION EMPRESAS EPSV DE EMPLEO | 306 | 306 | 306 |
| **D | SGALL BRYANT & HAMILL INTERNATIONAL SMALL CAP TRUST | 105.841 | 105.841 | 105.841 |
| **D | SIX CIRCLES MANAGED EQUITY PORTFOLIO INTERNATIONAL UNCONSTRAINED FUND | 1.545.825 | 1.545.825 | 1.545.825 |
| **D | THE MASTER TRUST BANK OF JAPAN LTD. RE: NISSAY FOREIGN EQUITY INDEX-MOTHER FUND | 235.247 | 235.247 | 235.247 |
| **D | THE MASTER TRUST BANK OF JAPAN, LTD. RE: MUTB400021536 | 121.065 | 121.065 | 121.065 |
| **D | BANSABADELL 68, FONDO DE PENSIONES | 212 | 212 | 212 |
| **D | FIDELITY FUNDS - GLOBAL FINANCIAL SERVICES POOL | 230.246 | 230.246 | 230.246 |
| **D | ARROWSTREET GLOBAL EQUITY FUND | 120.931 | 120.931 | 120.931 |



Assemblea Straordinaria del 04 febbraio 2026

LISTA ESITO DELLA VOTAZIONE

Oggetto: 1. Modifiche dello Statuto sociale: i) articoli 13 comma 3 lett. e) e 14 comma 5 con previsione della facoltà dell'Assemblea Ordinaria di incrementare il limite di 1:1 tra la componente variabile e quella fissa della remunerazione;

FAVOREVOLI

| Badge | Ragione Sociale | Proprio | Delega | Totale |
|-------|--|------------|------------|------------|
| **D | HERRERO, FONDO DE PENSIONES | | 708 | 708 |
| **D | BANSABADELL 64, FONDO DE PENSIONES | | 1.611 | 1.611 |
| **D | CARMIGNAC PORTFOLIO ABSOLUTE RETURN EUROPE | | 73.254 | 73.254 |
| **D | GOVERNMENT SUPERANNUATION FUND | | 6.040 | 6.040 |
| **D | GOLDMAN SACHS FUNDS III | | 136.609 | 136.609 |
| **D | BANSABADELL 66, FONDO DE PENSIONES | | 441 | 441 |
| **D | ELEVA ABSOLUTE RETURN EUROPE FUND | | 860.490 | 860.490 |
| **D | BANSABADELL 67, FONDO DE PENSIONES | | 359 | 359 |
| **D | VANGUARD FIDUCIARY TRUST COMPANY INSTITUTIONAL TOTAL INTERNATIONAL STOCK MARKET INDEX TRUST II | 15.658.130 | 15.658.130 | 15.658.130 |
| **D | COMPROMISO MEDIOLANUM FI | 1.189 | 1.189 | 1.189 |
| **D | THE MASTER TRUST BANK OF JAPAN, LTD. RE: MSCI-KOKUSAI INDEX MOTHER FUND | 1.029 | 1.029 | 1.029 |
| **D | TEACHERS' RETIREMENT SYSTEM OF THE CITY OF NEW YORK | 127.828 | 127.828 | 127.828 |
| **D | WESTPAC WHOLESALE INTERNATIONAL SHARE NO. 3 TRUST | 5.687 | 5.687 | 5.687 |
| **D | FONDACO SICAV FP BCC | 18.191 | 18.191 | 18.191 |
| **D | BANSABADELL 60, FONDO DE PENSIONES | 1.948 | 1.948 | 1.948 |
| **D | BUREAU OF LABOR FUNDS-LABOR PENSION FUND | 289.210 | 289.210 | 289.210 |
| **D | NATIONAL PENSION INSURANCE FUND | 10.137 | 10.137 | 10.137 |
| **D | ARGA GLOBAL EQUITY AUSTRALIA FUND | 220 | 220 | 220 |
| **D | MINISTRY OF ECONOMY AND FINANCE | 843.257 | 843.257 | 843.257 |
| **D | ISHARES MSCI WORLD EX AUSTRALIA VALUE ETF | 1.132 | 1.132 | 1.132 |
| **D | CONSTRUCTION AND BUILDING UNIONS SUPERANNUATION FUND | 703.797 | 703.797 | 703.797 |
| **D | AUSTRALIANSUPER | 497.898 | 497.898 | 497.898 |
| **D | MEAG EUROERTRAG | 37.000 | 37.000 | 37.000 |
| **D | VANGUARD FIDUCIARY TRUST COMPANY INSTITUTIONAL TOTAL INTERNATIONAL STOCK MARKET INDEX TRUST | 2.498.567 | 2.498.567 | 2.498.567 |
| **D | OHMAN MARKND EUROPA | 23.000 | 23.000 | 23.000 |
| **D | STICHTING JURIDISCH EIGENAR ASR WERELDWIJD AANDELEN FONDS | 23.077 | 23.077 | 23.077 |
| **D | ALLIANZGI-FONDS PFI SEGMENT PFI-AA2-E_EUA | 37.409 | 37.409 | 37.409 |
| **D | MEAG EUROBALANCE | 46.150 | 46.150 | 46.150 |
| **D | FOREIGN STOCK INDEX MOTHER FUND | 137.331 | 137.331 | 137.331 |
| **D | SCHRODER GAIA | 14.045 | 14.045 | 14.045 |
| **D | VANGUARD INVESTMENTS II CCF-VANGUARD SELECTED SCREENED FTSE DEV WRLD II CCF | 31.462 | 31.462 | 31.462 |
| **D | MEAG PREMIUM | 1.563.050 | 1.563.050 | 1.563.050 |
| **D | BANCOPOSTA STRATEGIC INSURANCE DISTRIBUTION | 941 | 941 | 941 |
| **D | ADVISER MANAGED TRUST - DIVERSIFIED EQUITY FUND | 3.587 | 3.587 | 3.587 |
| **D | PICTET TR ATLAS | 877.262 | 877.262 | 877.262 |
| **D | AVIVA LIFE & PENSIONS UK LIMITED | 1.796.313 | 1.796.313 | 1.796.313 |
| **D | FIDELITY SALEM STREET TRUST: FIDELITY SAI INTERNATIONAL VALUE INDEX FUND | 5.690.231 | 5.690.231 | 5.690.231 |
| **D | VANGUARD INVESTMENTS II CCF-VANGUARD SELECTED SCREENED FTSE DEV EU II CCF | 56.196 | 56.196 | 56.196 |
| **D | MEAG EUROKAPITAL | 14.709 | 14.709 | 14.709 |
| **D | UI-FONDS BAV REI AKTIEN | 189.655 | 189.655 | 189.655 |
| **D | VANGUARD INVESTMENTS II CCF-VANGUARD SELECTED SCREENED FTSE DEV WRLD II(B) CCF | 106.025 | 106.025 | 106.025 |
| **D | VARIABLE INSURANCE PRODUCTS FUND II: INTERNATIONAL INDEX PORTFOLIO | 70.760 | 70.760 | 70.760 |
| **D | VANGUARD INVESTMENTS COMMON CONTR FD- VANGUARD FTSE DEV EUR EX UK CCF | 54.656 | 54.656 | 54.656 |
| **D | VANGUARD INVESTMENTS COMMON CONTRACTUAL FD- VANG FTSE DEVELOPED WRLD CCF | 38.747 | 38.747 | 38.747 |
| **D | MEAG DIVIDENDE | 38.662 | 38.662 | 38.662 |
| **D | BAYERNINVEST 375-FONDS | 130.000 | 130.000 | 130.000 |
| **D | VANGUARD INVESTMENTS COMMON CONTRACTUAL FD- VANG FTSE DYLPD WRLD EX-50K CCF | 45.175 | 45.175 | 45.175 |
| **D | FIDELITY FUNDS - SUSTAINABLE RESEARCH ENHANCED EUROPE EQUITY POOL | 284.975 | 284.975 | 284.975 |



Assemblea Straordinaria del 04 febbraio 2026

LISTA ESITO DELLA VOTAZIONE

Objetto: **1. Modifiche dello Statuto sociale: i) articoli 13 comma 3 lett. e) e 14 comma 5 con previsione della facoltà dell'Assemblea Ordinaria di incrementare il limite di 1:1 tra la componente variabile e quella fissa della remunerazione;**

FAVOREVOLI

| Ragione Sociale | Proprio | Delega | Totale |
|---|-----------|-----------|-----------|
| **D FIDELITY FUNDS - ITALY POOL | 3.748.907 | 3.748.907 | 3.748.907 |
| **D ANTIPODES GLOBAL EQUITY CIT | 47.656 | 47.656 | 47.656 |
| **D OHMAN MARKNAD GLOBAL | 33.000 | 33.000 | 33.000 |
| **D BLACKROCK BALANCED PORTFOLIO OF BLACKROCK SERIES FUND, INC. | 657 | 657 | 657 |
| **D FIDELITY SALEM STREET TRUST: FIDELITY GLOBAL EX U.S. INDEX FUND | 957.112 | 957.112 | 957.112 |
| **D CUSTODY BANK OF JAPAN, LTD. RE: STB EUROPE EQUITY MOTHER FUND II | 1.552 | 1.552 | 1.552 |
| **D MH EDRAM DIVERSIFIE | 45.071 | 45.071 | 45.071 |
| **D FCP KLESIA K RETRAITE EURO | 300.000 | 300.000 | 300.000 |
| **D VAERDIPAPIFONDEN NORDEA INVEST GLOBAL PASSIVE | 18.431 | 18.431 | 18.431 |
| **D SHELL TRUST (BERMUDA) LIMITED AS TRUSTEE OF THE SHELL INTERNATIONAL PENSION FUND | 8.425 | 8.425 | 8.425 |
| **D PICTET TR ATLAS TITAN | 219.407 | 219.407 | 219.407 |
| **D NUVEEN INTERNATIONAL EQUITY INDEX FUND | 247.944 | 247.944 | 247.944 |
| **D PICTET TR DIVERSIFIED ALPHA 85A | 144.520 | 144.520 | 144.520 |
| **D ANTIPODES INTERNATIONAL VALUE FUND, LP | 4.492 | 4.492 | 4.492 |
| **D STATE OF NEW MEXICO STATE INVESTMENT COUNCIL | 1.186.454 | 1.186.454 | 1.186.454 |
| **D COINVEST LIMITED | 38.666 | 38.666 | 38.666 |
| **D BLACKROCK INDEX SELECTION FUND | 1.533.361 | 1.533.361 | 1.533.361 |
| **D SHELL TRUST (BERMUDA) LTD AS TRUSTEE OF THE SHELL OVERSEAS CONTRIBUTORY PENSION FUND | 16.620 | 16.620 | 16.620 |
| **D 1934 GLOBAL INVESTMENT FUND LP | 499.327 | 499.327 | 499.327 |
| **D FIDELITY SALEM STREET TRUST: FIDELITY TOTAL INTERNATIONAL INDEX FUND | 1.030.529 | 1.030.529 | 1.030.529 |
| **D EBK-AKTIEUNIVERSAL-FONDS | 139.015 | 139.015 | 139.015 |
| **D NORDEA EUROPEAN PASSIVE FUND | 63.922 | 63.922 | 63.922 |
| **D KAPITALFORENINGEN DANSKE INVEST INSTITUTIONAL AFDDELING 26 | 7.839 | 7.839 | 7.839 |
| **D BAYERNINVEST PAE-FONDS | 79.648 | 79.648 | 79.648 |
| **D CARESUPER | 67.272 | 67.272 | 67.272 |
| **D MEDIOLANUM PENSIONES II FONDO DE PENSIONES | 30.120 | 30.120 | 30.120 |
| **D SAS TRUSTEE CORPORATION POOLED FUND | 137.915 | 137.915 | 137.915 |
| **D MACQUARIE INTERNATIONAL EQUITIES FUND | 26.015 | 26.015 | 26.015 |
| **D ING DIRECT SICAV | 98.557 | 98.557 | 98.557 |
| **D BOARD OF TRUSTEES OF THE NATIONAL PROVIDENT FUND AS TRUSTEE OF THE GLOBAL ASSET TRUST | 1.380 | 1.380 | 1.380 |
| **D JNL INTERNATIONAL INDEX FUND | 293.155 | 293.155 | 293.155 |
| **D MULTIMIX WHOLESAL INTERNATIONAL SHARES TRUST | 9.774 | 9.774 | 9.774 |
| **D COREIM DEVELOPED MARKETS EQUITIES (SOVEREIGN INVESTOR - HEDGED) FUND | 396.328 | 396.328 | 396.328 |
| **D CALVERT INTERNATIONAL RESPONSIBLE INDEX ETF | 23.528 | 23.528 | 23.528 |
| **D VANGUARD ETHICALLY CONSCIOUS INTERNATIONAL SHARES INDEX FUND | 62.616 | 62.616 | 62.616 |
| **D INCOME INSURANCE LIMITED | 39.264 | 39.264 | 39.264 |
| **D EQ ADVISORS TRUST - EQ/INTERNATIONAL MANAGED VOLATILITY PORTFOLIO | 166.454 | 166.454 | 166.454 |
| **D EQ ADVISORS TRUST - EQ/INTERNATIONAL CORE MANAGED VOLATILITY PORTFOLIO | 58.409 | 58.409 | 58.409 |
| **D SEC MASTER PENSION TRUST | 318.232 | 318.232 | 318.232 |
| **D STOREBRAND GLOBAL ALL COUNTRIES | 228.321 | 228.321 | 228.321 |
| **D TEACHERS RETIREMENT SYSTEM OF GEORGIA | 1.296.108 | 1.296.108 | 1.296.108 |
| **D ARRCO QUANT 1 | 128.082 | 128.082 | 128.082 |
| **D EQ ADVISORS TRUST - ATM INTERNATIONAL MANAGED VOLATILITY PORTFOLIO | 105.585 | 105.585 | 105.585 |
| **D NORDEA GLOBAL PASSIVE FUND | 76.606 | 76.606 | 76.606 |
| **D THE TACHLIS TRUST | 10.379 | 10.379 | 10.379 |
| **D FLEXSHARES MORNINGSTAR DEVELOPED MARKETS EX-US FACTOR TILT INDEX FUND | 46.530 | 46.530 | 46.530 |
| **D EQ ADVISORS TRUST - EQ/GLOBAL EQUITY MANAGED VOLATILITY PORTFOLIO | 37.712 | 37.712 | 37.712 |
| **D APOLLO INFRASTRUCTURE 2027 | 75.108 | 75.108 | 75.108 |



lll

LISTA ESITO DELLA VOTAZIONE

Oggetto: **1. Modifiche dello Statuto sociale: i) articoli 13 comma 3 lett. e) e 14 comma 5 con previsione della facoltà dell'Assemblea Ordinaria di incrementare il limite di 1:1 tra la componente variabile e quella fissa della remunerazione;**

FAVOREVOLI

| Badge | Ragione Sociale | Proprio | Delega | Totale |
|-------|---|------------|------------|------------|
| **D | FUNDAO CALOUSTE GULBENKIAN | 19.119 | 19.119 | 19.119 |
| **D | CARDANO ESG TRANSITION ENHANCED INDEX EQUITY GLOBAL (I) | 40.871 | 40.871 | 40.871 |
| **D | BNP PARIBAS APOLLO THEMATIC ENERGY | 135.963 | 135.963 | 135.963 |
| **D | CM-AM EUROPE VALUE | 532.098 | 532.098 | 532.098 |
| **D | MORGAN STANLEY INVESTMENT FUNDS | 120.283 | 120.283 | 120.283 |
| **D | STICHTING AHOLD DELHAIZE PENSIOEN | 20.453 | 20.453 | 20.453 |
| **D | BNP PARIBAS APOLLO MEDICAL TECH | 88.607 | 88.607 | 88.607 |
| **D | BNPP MODERATE - FOCUS ITALIA | 39.098 | 39.098 | 39.098 |
| **D | HOBART FAMILY INVESTMENTS LLC | 61.212 | 61.212 | 61.212 |
| **D | ISHARES ALL-COUNTRY EQUITY INDEX FUND | 4.546 | 4.546 | 4.546 |
| **D | BESTSELECT - UBS SRI GLOBAL EQUITY | 15.185 | 15.185 | 15.185 |
| **D | PROVEDA GLOBAL EQUITY LIMITED PARTNERSHI | 3.242 | 3.242 | 3.242 |
| **D | BDF FONDS E ACTIONS EUROPEENNES | 62.000 | 62.000 | 62.000 |
| **D | OB 2 | 9.282 | 9.282 | 9.282 |
| **D | EMBO-FONDS | 54.640 | 54.640 | 54.640 |
| **D | BNP PARIBAS EQUITY - FOCUS ITALIA | 9.165 | 9.165 | 9.165 |
| **D | GF AMBITION SOLIDAIRE | 500.000 | 500.000 | 500.000 |
| **D | SCHRODER INTERNATIONAL SELECTION FUND | 878.285 | 878.285 | 878.285 |
| **D | TRUSTEAM SELECTIVE RECOVERY | 21.000 | 21.000 | 21.000 |
| **D | CARMIGNAC ABSOLUTE RETURN EUROPE | 225.994 | 225.994 | 225.994 |
| **D | AXA SELECT ACTIONS EUROPE | 220.000 | 220.000 | 220.000 |
| **D | INVESTINGFORENINGEN NORDEA INVEST GLOBALE AKTIER INDEKS KL | 13.285 | 13.285 | 13.285 |
| **D | VERDIPAPIFONDET STOREBRAND GLOBAL INDEKS | 173.652 | 173.652 | 173.652 |
| **D | VANGUARD INTERNATIONAL SHARES INDEX FUND | 830.188 | 830.188 | 830.188 |
| **D | STOREBRAND EUROPA | 665.688 | 665.688 | 665.688 |
| **D | FIDELITY INVESTMENT FUNDS - FIDELITY INDEX WORLD FUND | 444.654 | 444.654 | 444.654 |
| **D | VANGUARD TOTAL INTERNATIONAL STOCK INDEX FUND | 30.396.326 | 30.396.326 | 30.396.326 |
| **D | EMPLOYEES RETIREMENT SYSTEM OF GEORGIA | 249.328 | 249.328 | 249.328 |
| **D | BANCO CENTRAL DE TIMOR-LESTE (BCTL) | 90.304 | 90.304 | 90.304 |
| **D | EPS | 34.100 | 34.100 | 34.100 |
| **D | NVIT INTERNATIONAL INDEX FUND | 75.863 | 75.863 | 75.863 |
| **D | EQUITABLE FINANCIAL LIFE INSURANCE COMPANY | 13.473 | 13.473 | 13.473 |
| **D | BUREAU OF LABOR FUNDS - LABOR RETIREMENT FUND | 69.896 | 69.896 | 69.896 |
| **D | NATIONWIDE INTERNATIONAL INDEX FUND | 80.941 | 80.941 | 80.941 |
| **D | BNP PARIBAS APOLLO CYBERSECURITE | 55.571 | 55.571 | 55.571 |
| **D | FCP ALM ACTIONS EUROPE ISR | 61.452 | 61.452 | 61.452 |
| **D | CARDANO ESG TRANSITION ENHANCED INDEX EQUITY GLOBAL | 260.440 | 260.440 | 260.440 |
| **D | BNP PARIBAS APOLLO ROBOTIQUE ET INTELLIGENCE ARTIFICIELLE | 265.299 | 265.299 | 265.299 |
| **D | ZWITSERLEVEN INSTITUTIONELE BELEGGENGSFONDSEN - ZWITSERLEVEN INDEX AANDELENFONDS EUROPA | 54.110 | 54.110 | 54.110 |
| **D | EQ ADVISORS TRUST - EQ/AB DYNAMIC MODERATE GROWTH PORTFOLIO | 29.038 | 29.038 | 29.038 |
| **D | VERDIPAPIFONDET STOREBRAND INDEKS ALLE MARKEDER | 54.556 | 54.556 | 54.556 |
| **D | BNP PARIBAS APOLLO GLOBAL WATER | 86.166 | 86.166 | 86.166 |
| **D | CARDIF BNPP IP SMID CAP EURO | 405.066 | 405.066 | 405.066 |
| **D | LB HOLDINGS I LLC | 13.725 | 13.725 | 13.725 |
| **D | ISHARES WHOLESale INTERNATIONAL EQUITY INDEX FUND | 217.244 | 217.244 | 217.244 |
| **D | AXA AA DIVERSIFIE INDICIEL 1 | 142.553 | 142.553 | 142.553 |
| **D | FONDS DE RESERVE POUR LES RETRAITES | 942.751 | 942.751 | 942.751 |
| **D | BNP PARIBAS SMALLCAP EUROLAND ISR | 3.193.139 | 3.193.139 | 3.193.139 |



LISTA ESITO DELLA VOTAZIONE

Oggetto: 1. Modifiche dello Statuto sociale: i) articoli 13 comma 3 lett. e) e 14 comma 5 con previsione della facoltà dell'Assemblea Ordinaria di incrementare il limite di 1:1 tra la componente variabile e quella fissa della remunerazione;

FAVOREVOLI

| Badge | Ragione Sociale | Proprio | Delega | Totale |
|---|-----------------|---------|-----------|-----------|
| **D FCP SODIUM I | | | 124.577 | 124.577 |
| **D AXA PEA REGULARITE | | | 624.756 | 624.756 |
| **D IC EUROPE EQUITY ESG INDEX FUND | | | 12.574 | 12.574 |
| **D BNP PARIBAS B PENSION BALANCED | | | 1.623.990 | 1.623.990 |
| **D BNP PARIBAS EASY MSCI EUROPE MIN TE | | | 472.082 | 472.082 |
| **D THEAM QUANT - EQUITY EUROZONE GURU | | | 405.280 | 405.280 |
| **D BNP PARIBAS B PENSION STABILITY | | | 99.092 | 99.092 |
| **D GENERALI INVESTMENTS SICAV EURO FUTURE LEADERS | | | 164.051 | 164.051 |
| **D HOTCHKIS & WILEY INTERNATIONAL VALUE FUND | | | 8.630 | 8.630 |
| **D BNP PARIBAS ATHENA PRESTIGE ROBOTIQUE ET INTELLIGENCE ARTIFICIELLE | | | 1.036.668 | 1.036.668 |
| **D INVESTITORI PIAZZA AFFARI | | | 170.500 | 170.500 |
| **D AZIMUT CAPITAL MANAGEMENT SGR S.P.A | | | 341.050 | 341.050 |
| **D CALCIUM QUANT | | | 139.608 | 139.608 |
| **D BANCOPOSTA MIX 2 | | | 1.983 | 1.983 |
| **D DNCA INVEST ARCHER MID CAP EUROPE | | | 2.960.940 | 2.960.940 |
| **D CAIXABANK WEALTH SICAV | | | 44.000 | 44.000 |
| **D UI BVK KAPITALVERWALTUNGSGESELLSCHAFT MBH ON BEHALF OF BAYVK AI FONDS | | | 113.379 | 113.379 |
| **D PACER TRENDPILOT INTERNATIONAL ETF | | | 17.065 | 17.065 |
| **D ATCP-UI-FONDS | | | 15.322 | 15.322 |
| **D METROPOLITAN-RENTASTRO - GROWTH | | | 594.855 | 594.855 |
| **D INVESTITORI EUROPA | | | 54.990 | 54.990 |
| **D CM-AM EUROPE GROWTH | | | 1.350.000 | 1.350.000 |
| **D CUSTODY BANK OF JAPAN, LTD. AS TRUSTEE FOR MIZUHO TRUST & BANKING CO., LTD. AS TRUSTEE FOR INTERNATIONAL EQUITY PASSIVE | | | 369.259 | 369.259 |
| **D CARDANO ESG TRANSITION ENHANCED INDEX EQUITY EUROPE | | | 99.211 | 99.211 |
| **D DAWN L AARON TRUST | | | 18.516 | 18.516 |
| **D UNIVERSAL-INVESTMENT-GESELLSCHAFT MBH ON BEHALF OF WMB-UNIVERSAL-FONDS | | | 3.277 | 3.277 |
| **D CERES FONDS D ACTIONS MONDE | | | 11.844 | 11.844 |
| **D BNP PARIBAS MIDCAP FRANCE | | | 658.110 | 658.110 |
| **D ROTHSCHILD AND CO ASSET MANAGEMENT EUROPE | | | 164.857 | 164.857 |
| **D UI BVK KAPITALVERWALTUNGSGESELLSCHAFT MBH ON BEHALF OF BAYERISCHER PENSIONSFONDS | | | 7.804 | 7.804 |
| **D T. ROWE PRICE INTERNATIONAL EQUITY INDEX FUND | | | 194.368 | 194.368 |
| **D PEGASUS-UI-FONDS | | | 20.000 | 20.000 |
| **D ALLIANZGI-FONDS GANO 2 | | | 5.000 | 5.000 |
| **D ATHENA PRESTIGE ROBOTIQUE ET INTELLIGENCE ARTIFICIELLE II | | | 232.556 | 232.556 |
| **D HORAG FAMILY TRUST U/A DTD 8-02-94 | | | 5.577 | 5.577 |
| **D BANCOPOSTA EQUITY DEVELOPED COUNTRIES | | | 19.148 | 19.148 |
| **D BNP PARIBAS ATHENA PRESTIGE S&P 100 | | | 628.172 | 628.172 |
| **D ALM ACTIONS ZONE EURO ISR | | | 277.058 | 277.058 |
| **D PSVAG MASTERFONDS | | | 87.249 | 87.249 |
| **D FONDAZIONE ROMA - GLOBAL PASSIVE EQUITIES | | | 55 | 55 |
| **D ERAFP ACTIONS EURO I | | | 827.845 | 827.845 |
| **D BANCOPOSTA GLOBAL EQUITY HEDGED LTE | | | 3.260 | 3.260 |
| **D CARDIF BNPP AM SMALL CAP EUROPE | | | 286.987 | 286.987 |
| **D THEAM QUANT - EUROPE TARGET PREMIUM | | | 376.771 | 376.771 |
| **D BNP PARIBAS FUNDS - SEASONS | | | 336.985 | 336.985 |
| **D DYNAMIC PROFILE FINECO AM FUND VII | | | 116.945 | 116.945 |
| **D BNP PARIBAS EASY MSCI EMU MIN TE | | | 423.867 | 423.867 |
| **D BANCOPOSTA RINASCIMENTO | | | 74.676 | 74.676 |




Assemblea Straordinaria del 04 febbraio 2026

LISTA ESITO DELLA VOTAZIONE

Objetto: 1. Modifiche dello Statuto sociale: i) articoli 13 comma 3 lett. e) e 14 comma 5 con previsione della facoltà dell'Assemblea Ordinaria di incrementare il limite di 1:1 tra la componente variabile e quella fissa della remunerazione;

FAVOREVOLI

| Badge | Ragione Sociale | Proprio | Delega | Totale |
|--|-----------------|-----------|-----------|-----------|
| **D ATHENA PRESTIGE EUROPE AEROSPACE & DEFENSE | | 322.194 | 322.194 | 322.194 |
| **D BNP PARIBAS FUNDS - EUROPE SMALL CAP | | 1.179.384 | 1.179.384 | 1.179.384 |
| **D HOTCHKIS & WILEY GLOBAL VALUE FUND | | 42.800 | 42.800 | 42.800 |
| **D UI-GKR-FONDS | | 9.122 | 9.122 | 9.122 |
| **D BANCOPOSTA DYNAMIC MULTI-ASSET | | 13.154 | 13.154 | 13.154 |
| **D BLACKROCK INSTITUTIONAL POOLED FUNDS PLC | | 260.342 | 260.342 | 260.342 |
| **D INVESTITORI FLESSIBILE | | 100.000 | 100.000 | 100.000 |
| **D FIRST AMERICAN MULTI - MANAGER INTERNATIONAL EQUITY FUND | | 243.766 | 243.766 | 243.766 |
| **D INVESTITORI EIGHTY TWENTY | | 9.880 | 9.880 | 9.880 |
| **D BT EUROPEAN SHARE FUND | | 34.495 | 34.495 | 34.495 |
| **D UNIVERSAL-INVESTMENT-GESELLSCHAFT MBH ON BEHALF OF UNIVERSAL-CA V | | 16.142 | 16.142 | 16.142 |
| **D ALGERIS UCITS FUNDS PLC - ALGERIS CORE ITALY FUND | | 960.000 | 960.000 | 960.000 |
| **D ERAFP ACTIONS EURO IV | | 1.301.461 | 1.301.461 | 1.301.461 |
| **D BLACKROCK CDN MSCI EAFE EQUITY INDEX FUND | | 365.312 | 365.312 | 365.312 |
| **D BNP PARIBAS EASY ICNAV - BNP PARIBAS EASY MSCI ACWI SRI PAB UCITS ETF | | 888 | 888 | 888 |
| **D SCHRODER GLOBAL EX UK EQUITY TRACKER COMPONENT FUND | | 7.008 | 7.008 | 7.008 |
| **D AZ FUND 1 AZ ALLOCATION FIR ITALIAN EXCELLENCE 70 | | 671.888 | 671.888 | 671.888 |
| **D DUNHAM INTERNATIONAL STOCK FUND | | 7.148 | 7.148 | 7.148 |
| **D DC-AKTIE-FONDS | | 8.194 | 8.194 | 8.194 |
| **D AZ ALLOCATION-BALANCED BRAVE | | 670.000 | 670.000 | 670.000 |
| **D BNP PARIBAS B PENSION GROWTH | | 466.085 | 466.085 | 466.085 |
| **D AZ FUND 1 CGM OPPORTUNISTIC EUROPEAN | | 146.000 | 146.000 | 146.000 |
| **D CARMIGNAC PORTFOLIO LONG-SHORT EUROPEAN EQUITIES | | 4.821.487 | 4.821.487 | 4.821.487 |
| **D BANCOPOSTA GLOBAL EQUITY LTE | | 525 | 525 | 525 |
| **D BANCOPOSTA ITALIAN TREND | | 26.225 | 26.225 | 26.225 |
| **D AZ FUND 1 AZ ALLOCATION ITALIAN TREND | | 1.014.732 | 1.014.732 | 1.014.732 |
| **D BANCOPOSTA MIX 3 | | 4.127 | 4.127 | 4.127 |
| **D BANCOPOSTA AZIONARIO INTERNAZIONALE | | 10.741 | 10.741 | 10.741 |
| **D DYNAMIC PROFILE FINECO AM FUND V | | 138.889 | 138.889 | 138.889 |
| **D NEPC INVESTMENT LLC | | 74.774 | 74.774 | 74.774 |
| **D STATE OF WYOMING | | 77.012 | 77.012 | 77.012 |
| **D DYNAMIC PROFILE FINECO AM FUND VI | | 160.127 | 160.127 | 160.127 |
| **D BNP PARIBAS EASY ICNAV - BNP PARIBAS EASY MSCI WORLD MIN TE UCITS ETF | | 7.273 | 7.273 | 7.273 |
| **D ISHARES WHOLESALE SCREENED INTERNATIONAL EQUITY INDEX FUND | | 9.299 | 9.299 | 9.299 |
| **D DYNAMIC PROFILE FINECO AM FUND I | | 10.693 | 10.693 | 10.693 |
| **D BANCOPOSTA AZIONARIO EURO | | 11.785 | 11.785 | 11.785 |
| **D BNP PARIBAS EASY ICNAV - BNP PARIBAS EASY MSCI WORLD UCITS ETF | | 3.054 | 3.054 | 3.054 |
| **D TRATON-UI-DYNAMIC | | 59.279 | 59.279 | 59.279 |
| **D VWLAKH MASTER | | 100.000 | 100.000 | 100.000 |
| **D DEKA VALUE PLUS | | 701.940 | 701.940 | 701.940 |
| **D ALGERIS UCITS FUNDS PLC - ALGERIS FINANCIAL INCOME FUND | | 2.896.852 | 2.896.852 | 2.896.852 |
| **D ERI BAYERNINVEST FONDS AKTIEN EUROPA | | 65.227 | 65.227 | 65.227 |
| **D VENTRY INDUSTRIES LLC | | 9.927 | 9.927 | 9.927 |
| **D BANCOPOSTA MIX 1 | | 734 | 734 | 734 |
| **D ALGERIS UCITS FUNDS PLC - ALGERIS FINANCIAL EQUITY FUND | | 2.848.611 | 2.848.611 | 2.848.611 |
| **D CNP ASSUR SMID CAP EUROPE | | 246.623 | 246.623 | 246.623 |
| **D THE MASTER TRUST BANK OF JAPAN, LTD. AS TRUSTEE FOR FEDERATION OF NATIONAL PUBLIC SERVICE PERSONNEL MUTUAL AID ASSOCIATI | | 222.707 | 222.707 | 222.707 |
| **D BI AKTIENFONDS | | 180.154 | 180.154 | 180.154 |




LISTA ESITO DELLA VOTAZIONE

Oggetto: 1. Modifiche dello Statuto sociale: i) articoli 13 comma 3 lett. e) e 14 comma 5 con previsione della facoltà dell'Assemblea Ordinaria di incrementare il limite di 1:1 tra la componente variabile e quella fissa della remunerazione;

FAVOREVOLI

| Badge | Ragione Sociale | Proprio | Delega | Totale |
|-------|---|------------|------------|------------|
| **D | BANCOPOSTA EQUITY ALL COUNTRY | 13.074 | 13.074 | 13.074 |
| **D | ARDAN UCITS ICAV | 17.100 | 17.100 | 17.100 |
| **D | DEVELOPED EX-FOSSIL FUEL INDEX FUND B (FTDEVXFF) | 8.229 | 8.229 | 8.229 |
| **D | THE MASTER TRUST BANK OF JAPAN, LTD. AS TRUSTEE FOR ORGANIZATION FOR WORKERS' RETIREMENT ALLOWANCE MUTUAL AID 400025501 | 5.473 | 5.473 | 5.473 |
| **D | NORDEA 1 SICAV | 615.859 | 615.859 | 615.859 |
| **D | VERDIPAPIRFONDET EQUINOR AKSJER EUROPA | 100.000 | 100.000 | 100.000 |
| **D | MSCI EUROPE EQUITY INDEX FUND B (EUROSECB | 78.325 | 78.325 | 78.325 |
| **D | STOREBRAND EUROPA PLUS | 18.052 | 18.052 | 18.052 |
| **D | BLACKROCK INTERNATIONAL INDEX V.I. FUND OF BLACKROCK VARIABLE SERIES FUNDS, INC. | 28.471 | 28.471 | 28.471 |
| **D | SCHRODER DIVERSIFIED GROWTH PORTFOLIO, L.P. | 11.260 | 11.260 | 11.260 |
| **D | VANTAGE TRUST III MASTER COLLECTIVE INVESTMENT FUNDS TRUST | 107.144 | 107.144 | 107.144 |
| **D | VANGUARD INTERNATIONAL VALUE FUND | 4.369.890 | 4.369.890 | 4.369.890 |
| **D | BLACKROCK INSTITUTIONAL TRUST COMPANY, N.A. INVESTMENT FUNDS FOR EMPLOYEE BENEFIT TRUSTS | 17.088.348 | 17.088.348 | 17.088.348 |
| **D | BLACKROCK MULTI-ASSET INCOME PORTFOLIO OF BLACKROCK FUNDS II | 30.217 | 30.217 | 30.217 |
| **D | BLACKROCK MANAGED VOLATILITY V.I. FUND OF BLACKROCK VARIABLE SERIES FUNDS, INC. | 10.836 | 10.836 | 10.836 |
| **D | BLACKROCK TACTICAL OPPORTUNITIES FUND OF BLACKROCK FUNDS | 195.943 | 195.943 | 195.943 |
| **D | THRIFT SAVINGS PLAN | 6.535.404 | 6.535.404 | 6.535.404 |
| **D | BLACKROCK DYNAMIC HIGH INCOME PORTFOLIO OF BLACKROCK FUNDS II | 6.443 | 6.443 | 6.443 |
| **D | EQ ADVISORS TRUST - EQ/AB DYNAMIC GROWTH PORTFOLIO | 21.587 | 21.587 | 21.587 |
| **D | BLACKROCK MSCI EAFE EQUITY INDEX NON-LENDABLE FUND B | 398.220 | 398.220 | 398.220 |
| **D | ACCIDENT COMPENSATION CORPORATION | 36.181 | 36.181 | 36.181 |
| **D | SHELL FOUNDATION | 11.654 | 11.654 | 11.654 |
| **D | EQ ADVISORS TRUST - EQ/AB DYNAMIC AGGRESSIVE GROWTH PORTFOLIO | 18.864 | 18.864 | 18.864 |
| **D | SPP GENERATION 50-TAL | 16.954 | 16.954 | 16.954 |
| **D | FIDELITY CONCORD STREET TRUST: FIDELITY ZERO INTERNATIONAL INDEX FUND | 530.236 | 530.236 | 530.236 |
| **D | ALLIANZGI-FONDS APNIESA SEGMENT APNIESA-GSIM-A | 165.689 | 165.689 | 165.689 |
| **D | MSCI EQUITY INDEX FUND B - ITALY (MSITB) | 657.735 | 657.735 | 657.735 |
| **D | KATHERINE C MOORE CHARITABLE LEAD ANNUIT | 1.937 | 1.937 | 1.937 |
| **D | AMUNDI STOXX EUROPE 600 ESG II UCITS ETF | 66.279 | 66.279 | 66.279 |
| **D | MSCI ACWI EX-U.S. IMI INDEX FUND B2 | 61.046 | 61.046 | 61.046 |
| **D | VERDIPAPIRFONDET STOREBRAND GLOBAL OPTIMISED | 26.498 | 26.498 | 26.498 |
| **D | ALLIANZGI S AKTIEN | 59.616 | 59.616 | 59.616 |
| **D | UI-FONDS RBSS | 2.378 | 2.378 | 2.378 |
| **D | BLACKROCK CDN MSCI ACWI EX-CANADA INDEX FUND | 40.325 | 40.325 | 40.325 |
| **D | FIDELITY INVESTMENT FUNDS - FIDELITY INDEX EUROPE EX UK FUND | 227.287 | 227.287 | 227.287 |
| **D | F.M. KIRBY TRUST DATED 1/3/75 F/B/O S. D | 13.077 | 13.077 | 13.077 |
| **D | THE MASTER TRUST BANK OF JAPAN, LTD. AS TRUSTEE FOR ORGANIZATION FOR WORKERS' RETIREMENT ALLOWANCE MUTUAL AID 400021974 | 6.200 | 6.200 | 6.200 |
| **D | UNIVERSAL-INVESTMENT-GESELLSCHAFT MBH ON BEHALF OF DEBEKA-AKTIEU-EUROPA-DIVIDENDEN | 10.188 | 10.188 | 10.188 |
| **D | UNIVERSAL-INVESTMENT-GESELLSCHAFT MBH ON BEHALF OF DEBEKA-AKTIEU-EUROPA-DIVIDENDEN | 358.559 | 358.559 | 358.559 |
| **D | FOVERUKA PENSION UNIVERSAL | 18.000 | 18.000 | 18.000 |
| **D | JEFFREY LLC | 24.681 | 24.681 | 24.681 |
| **D | BLACKROCK CDN WORLD INDEX FUND | 138.259 | 138.259 | 138.259 |
| **D | FLEXSHARES STOXX GLOBAL ESG SELECT INDEX FUND | 5.919 | 5.919 | 5.919 |
| **D | CONNECTICUT GENERAL LIFE INSURANCE COMPANY | 35.673 | 35.673 | 35.673 |
| **D | T. ROWE PRICE INTERNATIONAL EQUITY INDEX TRUST | 729.561 | 729.561 | 729.561 |
| **D | VANGUARD INTERNATIONAL SHARES SELECT EXCLUSIONS INDEX FUND | 50.844 | 50.844 | 50.844 |
| **D | SPP GENERATION 70-TAL | 68.210 | 68.210 | 68.210 |
| **D | SPP GENERATION 40-TAL | 2.275 | 2.275 | 2.275 |




Assemblea Straordinaria del 04 febbraio 2026

LISTA ESITO DELLA VOTAZIONE

Oggetto: 1. Modifiche dello Statuto sociale: i) articoli 13 comma 3 lett. e) e 14 comma 5 con previsione della facoltà dell'Assemblea Ordinaria di incrementare il limite di 1:1 tra la componente variabile e quella fissa della remunerazione;

FAVOREVOLI

| Badge | Ragione Sociale | Proprio | Delega | Totale |
|--|-----------------|-----------|-----------|-----------|
| **D SPP PENSION & FORSAKRING AB (PUBL) | | 3.049 | 3.049 | 3.049 |
| **D SPP GENERATION 80-TAL | | 26.956 | 26.956 | 26.956 |
| **D FIDELITY CONCORD STREET TRUST: FIDELITY SERIES INTERNATIONAL INDEX FUND | | 66.574 | 66.574 | 66.574 |
| **D UNIVERSAL-INVESTMENT-GESELLSCHAFT MBH ON BEHALF OF COLUMBUS FONDS | | 5.892 | 5.892 | 5.892 |
| **D REBECCHI MIRCO | | 2.328 | 2.328 | 2.328 |
| **D FONDS DE PLACEMENT UNIGE - ACTIONS ETRANGERES | | 12.013 | 12.013 | 12.013 |
| **D AEIS INSTITUTIONAL FUND - AKTIEN GLOBAL | | 69.016 | 69.016 | 69.016 |
| **D ARROWSREET ACWI ALPHA EXTN FD II (1TR) | | 5.755 | 5.755 | 5.755 |
| **D GLOBAL RESEARCH EQUITY-EXTENDED MASTER FUND (CAYMAN) | | 10.614 | 10.614 | 10.614 |
| **D VERITION MULTI STRATEGY MASTER FD (4TY) | | 117.922 | 117.922 | 117.922 |
| **D SYNERGIE - ACTIONS GLOBALES TARGETNETZERO | | 38.688 | 38.688 | 38.688 |
| **D CAISSE DE PRVOYANCE DU PERSONNEL DE L'ETAT | | 5.995 | 5.995 | 5.995 |
| **D CIEPP - CAISSE INTER-ENTREPRISES DE PREVOYANCE PROFESSIONNELLE | | 182.901 | 182.901 | 182.901 |
| **D SYNERGIE ACTIONS MONDE (EX-SUISSE) INDEXEES | | 18.865 | 18.865 | 18.865 |
| **D DEKA INTERNATIONAL S.A. W/DEKA-ESG BALANCE | | 8.612 | 8.612 | 8.612 |
| **D DEKA INVESTMENT GMBH W/KREBSHILFE 1-FONDS | | 14.805 | 14.805 | 14.805 |
| **D DEKA INTERNATIONAL S.A. W/DEKA-EUROPAVALUE | | 14.178 | 14.178 | 14.178 |
| **D DEKA INVESTMENT GMBH W/DEKA-EUROPASELECT | | 150.000 | 150.000 | 150.000 |
| **D DEKA INVESTMENT GMBH W/A-BGLN-BANTLEON | | 6.829 | 6.829 | 6.829 |
| **D DEKA INVESTMENT GMBH W/A-BGLN-FONDS W/A-DAGOBERT U02 | | 1.218 | 1.218 | 1.218 |
| **D DEKA VERMOEGENSMANAGEMENT GMBH, NIEDERLASSUNG LUXEMBURG W/IFM-INVEST AKTIEN EUROPA | | 34.262 | 34.262 | 34.262 |
| **D DEKA INVESTMENT GMBH W/TREVALIS U02 | | 744 | 744 | 744 |
| **D DEKA INVESTMENT GMBH W/WERTPAPIERSTRATEGIEPORTFOLIO STIFTUNGEN W/U02 | | 27.564 | 27.564 | 27.564 |
| **D DEKA INVESTMENT GMBH W/DEKA MSCI EUROPE UCITS ETF | | 225.090 | 225.090 | 225.090 |
| **D DEKA INVESTMENT GMBH W/DEKA MSCI EUROPE CLIMATE CHANGE ESG CTB UCITS ETF | | 60.808 | 60.808 | 60.808 |
| **D DEKA INVESTMENT GMBH W/DEKAFONDS-RA-HH W/DWS AKTIEN | | 20.935 | 20.935 | 20.935 |
| **D DEKA INVESTMENT GMBH W/DEKA MSCI WORLD UCITS ETF | | 122.249 | 122.249 | 122.249 |
| **D DEKA INVESTMENT GMBH W/DEKA STARKENBURG U04 AKTIEN BANTLEON | | 42.147 | 42.147 | 42.147 |
| **D DEKA INVESTMENT GMBH W/DEKA MSCI EMU CLIMATE CHANGE ESG CTB UCITS ETF | | 65.626 | 65.626 | 65.626 |
| **D DEKA INVESTMENT GMBH W/WI AKTIEN EUROPA VALUE | | 151.675 | 151.675 | 151.675 |
| **D DEKA INVESTMENT GMBH W/DEKA MSCI WORLD CLIMATE CHANGE ESG UCITS ETF | | 35.554 | 35.554 | 35.554 |
| **D DEKA INVESTMENT GMBH W/DEKA-MULTI ASSET EUROPA FOKUS AS | | 57.000 | 57.000 | 57.000 |
| **D DEKA INTERNATIONAL S.A. W/DEKA-IMPACT AKTIEN | | 495.000 | 495.000 | 495.000 |
| **D DEKA INVESTMENT GMBH W/TREVALIS U01 | | 753 | 753 | 753 |
| **D MHGA LOW CARBON ISR | | 63.471 | 63.471 | 63.471 |
| **D HUMANIS RETRAITE ACTIONS EMPLOI SANTE | | 424.200 | 424.200 | 424.200 |
| **D RAGS-FUNDMASTER | | 151.000 | 151.000 | 151.000 |
| **D FCP HGA ACTIONS SOLIDAIRE EMPLOI SANTE | | 467.655 | 467.655 | 467.655 |
| **D ONEPATH GLOBAL SHARES - LARGE CAP (UNHEDGED) INDEX POOL | | 27.017 | 27.017 | 27.017 |
| **D PASSIVE GLOBAL SHARE TRUST | | 241.965 | 241.965 | 241.965 |
| **D HI-PROAM-STIFTUNGSFONDS | | 162.199 | 162.199 | 162.199 |
| **D MW POOL - EQUITIES TRUST NO. 74 | | 36.038 | 36.038 | 36.038 |
| **D THE STEAMSHIP MUT. UNDERWRITING ASSOC TTEES (BM) LTD/AS TTEES OF THE ST MT TR | | 4.927 | 4.927 | 4.927 |
| **D GLOBAL RESEARCH EQUITY EXTENDED MASTER FUND (CAYMAN) L.P. | | 71.496 | 71.496 | 71.496 |
| **D MWIS TOPS WORLD EX US AC | | 4.700 | 4.700 | 4.700 |
| **D MW INV STRAT EUREKA FUND AC | | 10.614 | 10.614 | 10.614 |
| | | 103.003 | 103.003 | 103.003 |
| | | 1.396.643 | 1.396.643 | 1.396.643 |




Assemblea Straordinaria del 04 febbraio 2026

LISTA ESITO DELLA VOTAZIONE

Objetto: 1. Modifiche dello Statuto sociale: i) articoli 13 comma 3 lett. e) e 14 comma 5 con previsione della facoltà dell'Assemblea Ordinaria di incrementare il limite di 1.1 tra la componente variabile e quella fissa della remunerazione;

FAVOREVOLI

| Badge | Regione Sociale | Proprio | Delega | Totale |
|--|-----------------|------------|------------|------------|
| **D MW INV STRT MKT NEUTRAL TOP AC | | | 401.627 | 401.627 |
| **D MWIS TOPS WORLD EQUITIES AC | | 10.810.713 | 10.810.713 | 10.810.713 |
| **D TWO SIGMA ABSOLUTE RETURN-PORTFOLIO LLC - EMEA TRADING | | 502.758 | 502.758 | 502.758 |
| **D HOLOCENE ADVISORS MASTER FUND-LTD/INTL TRADING | | 85.351 | 85.351 | 85.351 |
| **D ARROWSTREET ACWI ALPHA EXTENSION FUND | | 5.755 | 5.755 | 5.755 |
| **D VERITION MULTI STRATEGY MASTER FUND LTDG | | 65.753 | 65.753 | 65.753 |
| **D BLUEHARBOR MAP I LP | | 212.568 | 212.568 | 212.568 |
| **D HUDSON BAY MASTER FUND LTD TRADING | | 202.640 | 202.640 | 202.640 |
| **D INNOVATOR INTERNATIONAL DEVELOPED MANAGED FLOOR ETF | | 3.020 | 3.020 | 3.020 |
| *** CETAKU GERI | | 400 | 400 | 400 |
| *** PECHLIVANIDIS KONSTANTINOS | | 700 | 700 | 700 |
| *** ABBATIISTA CORRADO | | 572.000 | 572.000 | 572.000 |
| **D HSBC POOLED INVESTMENT FUND - HSBC POOLED EUROPE EQUITY INDEX TRACKING FUND | | 70.846 | 70.846 | 70.846 |
| **D BEST INVESTMENT CORPORATION | | 16.038 | 16.038 | 16.038 |
| **D SCHRÖDER INSTITUTIONAL POOLED FUNDS - ADVANCED GLOBAL EQUITY FUND | | 13.787 | 13.787 | 13.787 |
| **D AMUNDI HK PORTFOLIOS | | 53.267 | 53.267 | 53.267 |
| **D REASSURE LIMITED | | 530.729 | 530.729 | 530.729 |
| **D THE KOWLOON MOTOR BUS COMPANY (1933) LIMITED DAILY RATED EMPLOYEES RETIREMENT FUND SCHEME | | 4.006 | 4.006 | 4.006 |
| **D SCHRÖDER INSTITUTIONAL POOLED FUNDS | | 9.496 | 9.496 | 9.496 |
| **D ATA GLOBAL MULTI-FACTOR EQUITY FUND | | 156.123 | 156.123 | 156.123 |
| **D FIDELITY GLOBAL INVESTMENT FUND - EUROPEAN EQUITY FUND | | 143.130 | 143.130 | 143.130 |
| **D TRUST AND CUSTODY SERVICES BANK LTD AS TRUSTEE FOR PENSION INVESTMENT FUND TRUST NUMBER 10 | | 66.366 | 66.366 | 66.366 |
| **D AVIVA LIFE AND PENSIONS UK LIMITED | | 16.423 | 16.423 | 16.423 |
| **D HSBC POOLED INVESTMENT FUND | | 517.817 | 517.817 | 517.817 |
| **D TRUST AND CUSTODY SERVICES BANK LTD AS TRUSTEE FOR PENSION INVESTMENT FUND TRUST NUMBER 8 | | 5.635 | 5.635 | 5.635 |
| **D HSBC INDEX TRACKER INVESTMENT FUNDS - FTSE ALL-WORLD INDEX FUND | | 79.618 | 79.618 | 79.618 |
| **D M&G (LUX) BLACKROCK EUROPE EX UK EQUITY FUND | | 503.361 | 503.361 | 503.361 |
| **D TRUST AND CUSTODY SERVICES BANK LTD AS TRUSTEE FOR PENSION INVESTMENT FUND TRUST NUMBER 3 | | 129.923 | 129.923 | 129.923 |
| **D HSBC GLOBAL FUNDS ICAV | | 1.100 | 1.100 | 1.100 |
| **D PUTM AUTHORIZED CONTRACTUAL SCHEME - PUTM ACS SUSTAINABLE INDEX EUROPEAN EQUITY FUND | | 1.153.604 | 1.153.604 | 1.153.604 |
| **D AVIVA INVESTORS PASSIVE FUNDS ACS - AI 30:70 GLOBAL EQUITY (CURRENCY HEDGED) INDEX FUND | | 10.496 | 10.496 | 10.496 |
| **D TRUST AND CUSTODY SERVICES BANK LTD AS TRUSTEE FOR PENSION INVESTMENT FUND TRUST NUMBER 21 | | 8.277 | 8.277 | 8.277 |
| **D AVIVA INVESTORS PASSIVE FUNDS ACS - AI CONTINENTAL EUROPEAN EQUITY INDEX FUND | | 250.185 | 250.185 | 250.185 |
| **D AVIVA INVESTORS PASSIVE FUNDS ACS - AI 50:50 GLOBAL EQUITY INDEX FUND | | 228.428 | 228.428 | 228.428 |
| **D AVIVA INVESTORS PASSIVE FUNDS ACS - AI 60:40 GLOBAL EQUITY INDEX FUND | | 53.745 | 53.745 | 53.745 |
| **D AVIVA INVESTORS PASSIVE FUNDS ACS - AI DEVELOPED EUROPEAN EX UK EQUITY INDEX FUND | | 145.348 | 145.348 | 145.348 |
| **D FLOURISH INVESTMENT CORPORATION | | 64.406 | 64.406 | 64.406 |
| **D HSBC ETFs PUBLIC LIMITED COMPANY - HSBC MSCI EUROPE CLIMATE PARIS ALIGNED UCITS ETF | | 772 | 772 | 772 |
| **D AVIVA INVESTORS PASSIVE FUNDS ACS - AI DEVELOPED WORLD EX UK EQUITY INDEX FUND | | 107.657 | 107.657 | 107.657 |
| **D AMUNDI ETF ICAV - AMUNDI SANDP 500 EQUAL WEIGHT ESG LEADERS UCITS ETF | | 12.135 | 12.135 | 12.135 |
| **D AMUNDI ETF ICAV-AMUNDI PRIME GLOBAL UCITS ETF | | 52.716 | 52.716 | 52.716 |
| **D AVIVA INVESTORS UK FUND SERVICES LIMITED | | 180.351 | 180.351 | 180.351 |
| **D AMUNDI ETF ICAV - AMUNDI PRIME ALL COUNTRY WORLD UCITS ETF | | 89.568 | 89.568 | 89.568 |
| **D AMUNDI ETF ICAV - AMUNDI S&P 500 EQUAL WEIGHT ESG LEADERS UCITS ETF | | 55.963 | 55.963 | 55.963 |
| **D HSBC INDEX TRACKER INVESTMENT FUNDS - EUROPEAN INDEX FUND | | 384.329 | 384.329 | 384.329 |
| **D AMUNDI ETF ICAV | | 377.196 | 377.196 | 377.196 |
| **D HSBC ETFs PUBLIC LIMITED COMPANY | | 33.513 | 33.513 | 33.513 |
| **D HSBC GLOBAL INVESTMENT FUNDS | | 264.838 | 264.838 | 264.838 |



Assemblea Straordinaria del 04 febbraio 2026

LISTA ESITO DELLA VOTAZIONE

Oggetto: **1. Modifiche dello Statuto sociale: i) articoli 13 comma 3 lett. e) e 14 comma 5 con previsione della facoltà dell'Assemblea Ordinaria di incrementare il limite di 1:1 tra la componente variabile e quella fissa della remunerazione;**

FAVOREVOLI

| Badge | Ragione Sociale | Proprio | Delega | Totale |
|--|-----------------|------------|------------|------------|
| **D HSBC ETFs PUBLIC LIMITED COMPANY - HSBC MSCI EUROPE UCITS ETF | | 66.085 | 66.085 | 66.085 |
| **D ROYAL LONDON EQUITY FUNDS ICVC - ROYAL LONDON EUROPE EX UK EQUITY TILT FUND | | 330.345 | 330.345 | 330.345 |
| **D HSBC ETFs PUBLIC LIMITED COMPANY - HSBC MSCI WORLD UCITS ETF | | 19.322 | 19.322 | 19.322 |
| **D SWISSCANTO FONDSLEITUNG AG | | 608.304 | 608.304 | 608.304 |
| **D INTERNAZIONALE KAPITALANLAGEGESELLSCHAFT MBH ACTING FOR THE ACCOUNT OF HSBC STRATEGIE DYNAMIK | | 63.042 | 63.042 | 63.042 |
| **D INTERNAZIONALE KAPITALANLAGEGESELLSCHAFT MBH ACTING FOR THE ACCOUNT OF HSBC TRINKAUS ALPHASCREEN | | 85.754 | 85.754 | 85.754 |
| **D INTERNAZIONALE KAPITALANLAGEGESELLSCHAFT MBH ACTING FOR THE ACCOUNT OF HSBC STRATEGIE BALANCED | | 16.061 | 16.061 | 16.061 |
| **D INTERNAZIONALE KAPITALANLAGEGESELLSCHAFT MBH ACTING FOR THE ACCOUNT OF SCH?LLER-STIFTUNGSFONDS 1 | | 53.266 | 53.266 | 53.266 |
| **D MEAG MUNICH ERGO KAPITALANLAGEGESELLSCHAFT MBH | | 134.184 | 134.184 | 134.184 |
| **D INTERNAZIONALE KAPITALANLAGEGESELLSCHAFT MBH ACTING FOR THE ACCOUNT OF INKA LUCK FONDS DWS AKTIEN Q | | 34.065 | 34.065 | 34.065 |
| **D INTERNAZIONALE KAPITALANLAGEGESELLSCHAFT MBH ACTING FOR THE ACCOUNT OF STUTTGARTER AKTIEN EUROPA | | 81.439 | 81.439 | 81.439 |
| **D INTERNAZIONALE KAPITALANLAGEGESELLSCHAFT MBH ACTING FOR THE ACCOUNT OF ZA | | 17.049 | 17.049 | 17.049 |
| **D ALLIANZ GLOBAL INVESTORS GMBH | | 728.635 | 728.635 | 728.635 |
| **D INTERNAZIONALE KAPITALANLAGEGESELLSCHAFT MBH ACTING FOR THE ACCOUNT OF BG AKTIEN SFONDS L | | 41.674 | 41.674 | 41.674 |
| **D INTERNAZIONALE KAPITALANLAGEGESELLSCHAFT MBH ACTING FOR THE ACCOUNT OF INKA LUCK FONDS UBS | | 57.171 | 57.171 | 57.171 |
| **D INTERNAZIONALE KAPITALANLAGEGESELLSCHAFT MBH ACTING FOR THE ACCOUNT OF A-EUROPA-LA-PASSIV | | 22.934 | 22.934 | 22.934 |
| **D INTERNAZIONALE KAPITALANLAGEGESELLSCHAFT MBH ACTING FOR THE ACCOUNT OF MAGDEBURG INKA | | 55.395 | 55.395 | 55.395 |
| **D INTERNAZIONALE KAPITALANLAGEGESELLSCHAFT MBH ACTING FOR THE ACCOUNT OF BG | | 39.300 | 39.300 | 39.300 |
| **D INTERNAZIONALE KAPITALANLAGEGESELLSCHAFT MBH ACTING FOR THE ACCOUNT OF AEZ AEA | | 419.952 | 419.952 | 419.952 |
| **D INTERNAZIONALE KAPITALANLAGEGESELLSCHAFT MBH ACTING FOR THE ACCOUNT OF LH7B INKA | | 44.393 | 44.393 | 44.393 |
| **D INTERNAZIONALE KAPITALANLAGEGESELLSCHAFT MBH ACTING FOR THE ACCOUNT OF HP EQUITY | | 524.624 | 524.624 | 524.624 |
| **D INTERNAZIONALE KAPITALANLAGEGESELLSCHAFT MBH ACTING FOR THE ACCOUNT OF RAEW INTERNATIONAL SEGMENT 13 | | 29.981 | 29.981 | 29.981 |
| **D INTERNAZIONALE KAPITALANLAGEGESELLSCHAFT MBH ACTING FOR THE ACCOUNT OF ARZTRENTE 2 | | 93.739 | 93.739 | 93.739 |
| **D INTERNAZIONALE KAPITALANLAGEGESELLSCHAFT MBH ACTING FOR THE ACCOUNT OF DEVELOPED MARKETS EQUITY EA | | 25.300 | 25.300 | 25.300 |
| **D MASTER TR FOR DEF.CONTRIBUTUN PLNS OF AMER AIRLINES,INC.,US AIRWAYS,INC.AND AF | | 199.955 | 199.955 | 199.955 |
| **D G.A.-FUND-B - EURO EQUITIES | | 38.293 | 38.293 | 38.293 |
| **D BIRELEY'S ORANGE JAPAN, S.A. | | 16.614 | 16.614 | 16.614 |
| **D SCHOENHUBER ALEXANDRA | | 348.000 | 348.000 | 348.000 |
| **D LEITE DOS RAMOS ARON ALBERTO | | 235 | 235 | 235 |
| **D AS (CA) GBL WLD AEF I NON FLIP | | 3.290 | 3.290 | 3.290 |
| **D ENTE NAZIONALE DI PREVIDENZA ED ASSISTENZA DEI MEDICI E DEGLI ODONTOIATRI | | 40.735.792 | 40.735.792 | 40.735.792 |
| **D ENPAM | | 3.184.678 | 3.184.678 | 3.184.678 |
| **D MWIS - TOPS GLOBAL EQUITIES LE FUND | | 49.004 | 49.004 | 49.004 |
| **D MWIS - TOPS INTERNATIONAL EQUITIES FUND | | 200.137 | 200.137 | 200.137 |
| **D ILEX MASTER FUND LP AC | | 1.987.436 | 1.987.436 | 1.987.436 |
| **D BAYERNINVEST KYG GMBH | | 182.938 | 182.938 | 182.938 |
| **D PIMCO CORPORATE AND INCOME STRATEGY FUND | | 687.000 | 687.000 | 687.000 |
| **D PIMCO DYNAMIC INCOME FUND | | 6.139.000 | 6.139.000 | 6.139.000 |
| **D PIMCO INCOME STRATEGY FUND | | 523.500 | 523.500 | 523.500 |
| **D CIN BELGIUM LIMITED | | 768 | 768 | 768 |
| **D PIMCO GLOBAL STOCKSPLUS AND INCOME FUND | | 123.500 | 123.500 | 123.500 |
| **D PIMCO CORPORATE AND INCOME OPPORTUNITY FUND | | 2.152.500 | 2.152.500 | 2.152.500 |
| **D PIMCO FLEXIBLE CREDIT INCOME FUND | | 3.581.000 | 3.581.000 | 3.581.000 |
| **D PIMCO STRATEGIC INCOME FUND, INC. | | 323.500 | 323.500 | 323.500 |
| **D PIMCO INCOME STRATEGY FUND II | | 1.043.000 | 1.043.000 | 1.043.000 |
| **D THE NATIONAL BANK OF THE REPUBLIC OF KAZAKHSTAN | | 42.782 | 42.782 | 42.782 |
| **D PIMCO HIGH INCOME FUND | | 886.500 | 886.500 | 886.500 |
| **D CAIXABANK ASSET MANAGEMENT, SGIIC, S.A. | | 2.328.327 | 2.328.327 | 2.328.327 |



Assemblea Straordinaria del 04 febbraio 2026

LISTA ESITO DELLA VOTAZIONE

Oggetto: **1. Modifiche dello Statuto sociale: i) articoli 13 comma 3 lett. e) e 14 comma 5 con previsione della facoltà dell'Assemblea Ordinaria di incrementare il limite di 1:1 tra la componente variabile e quella fissa della remunerazione;**

FAVOREVOLI

| Badge | Ragione Sociale | Proprio | Delega | Totale |
|---|-----------------|-----------|-----------|-----------|
| **D MARSHALL WACE INVESTMENT STRATEGIES-TOPS WORLD EX-US FUND | | | 501.894 | 501.894 |
| **D LUMYNA-WARSHALL WACE UCITS STICAV-LUMYNA-MW TOPS UCITS FUND | | 1.088.880 | 1.088.880 | 1.088.880 |
| **D MARSHALL WACE MASTER FUNDS SEC - SP ALPHA PLUS FUND | | 136.871 | 136.871 | 136.871 |
| **D MARSHALL WACE INVESTMENT STRATEGIES TOPS INTERNATIONAL EQUITIES FUND | | 263.443 | 263.443 | 263.443 |
| **D MARSHALL WACE COMMON CONTRACTUAL FUND - MWCCF WORLD TOPS 130/30 FUND | | 112.735 | 112.735 | 112.735 |
| **D MARSHALL WACE COMMON CONTRACTUAL FUND - MWCCF WORLD TOPS 150/50 FUND II | | 34.681 | 34.681 | 34.681 |
| **D ILEX MASTER FUND LP | | 2.058.669 | 2.058.669 | 2.058.669 |
| **D SELLA SGR RUBRICA INVESTIMENTI AZIONARI ITALIA | | 676.714 | 676.714 | 676.714 |
| **D SELLA SGR RUBRICA INVESTIMENTI BILANCIATI ITALIA | | 64.443 | 64.443 | 64.443 |
| **D AMUNDI AUSTRIA | | 731.677 | 731.677 | 731.677 |
| **D SG ERS AMUNDI ACTIONS EUROPE S | | 69.900 | 69.900 | 69.900 |
| **D ANDROS | | 4.677 | 4.677 | 4.677 |
| **D STAUBLI 50 50 - S2G | | 1.606 | 1.606 | 1.606 |
| **D VOLKSWAGEN | | 2.333 | 2.333 | 2.333 |
| **D SG DIVERSIFIE ISR | | 33.450 | 33.450 | 33.450 |
| **D SG ACTIONS INTERNATIONALES ISR | | 65.252 | 65.252 | 65.252 |
| **D ICP PLACEMENT | | 2.237 | 2.237 | 2.237 |
| **D SOGECAP ACTIONS - MID CAP | | 187.801 | 187.801 | 187.801 |
| **D AIM EQUITY EUROPE CANTONS | | 44.337 | 44.337 | 44.337 |
| **D SG BLACKROCK ACTIONS EURO | | 527.376 | 527.376 | 527.376 |
| **D MULTI UNITS FRANCE - AMUNDI FT | | 2.101.443 | 2.101.443 | 2.101.443 |
| **D MULTI UNITS FRANCE - AMUNDI MS | | 100.261 | 100.261 | 100.261 |
| **D SG ACTIONS INTERNATIONALES | | 71.194 | 71.194 | 71.194 |
| **D SG ACTIONS ETATS-UNIS POCHE AC | | 128.673 | 128.673 | 128.673 |
| **D MULTI UNITS LUX - AMUNDI CORE | | 287.660 | 287.660 | 287.660 |
| **D MULTI UNITS LUX - AMUNDI EURO | | 9.355.577 | 9.355.577 | 9.355.577 |
| **D EMU EQUITY | | 29.473 | 29.473 | 29.473 |
| **D AMUNDI INVESTMENT FUNDS MA TEO | | 106.455 | 106.455 | 106.455 |
| **D MULTI UNITS LUXEMBOURG AMUNDI | | 141.982 | 141.982 | 141.982 |
| **D AMUNDI FUND SOLUTIONS - MULTI | | 11.400 | 11.400 | 11.400 |
| **D AMUNDI SGR SPA / AMUNDI RISPARMIO ITALIA | | 275.259 | 275.259 | 275.259 |
| **D AMUNDI SGR SPA/AMUNDI SVILUPPO ATTIVO ITALIA | | 1.796.000 | 1.796.000 | 1.796.000 |
| **D AMUNDI SGR SPA -CORE PENSION | | 281.944 | 281.944 | 281.944 |
| **D AMUNDI SGR SPA/AMUNDI ELITE MULTI ASSET FLEXIBLE | | 48.549 | 48.549 | 48.549 |
| **D AMUNDI SGR SPA / AMUNDI BILANCIATO PIU` | | 53.757 | 53.757 | 53.757 |
| **D AMUNDI SGR SPA / AMUNDI OBBLIGAZIONARIO PIU` A DISTRIBUZIONE | | 180.563 | 180.563 | 180.563 |
| **D AMUNDI SGR SPA -SECONDA PENSIONE | | 471.746 | 471.746 | 471.746 |
| **D SEI GLOBAL MASTER FUND PLC THE | | 19.491 | 19.491 | 19.491 |
| **D AB SICAV III - DYNAMIC ALL MAR | | 5.805 | 5.805 | 5.805 |
| **D KOKUSAI EQUITY INDEX FUND, A S | | 32.346 | 32.346 | 32.346 |
| **D MORGAN STANLEY PATHWAY FUNDS | | 48.097 | 48.097 | 48.097 |
| **D AB SICAV I - ALL MARKET INCOME | | 525.966 | 525.966 | 525.966 |
| **D BRIDGE BUILDER INTERNATIONAL E | | 116.304 | 116.304 | 116.304 |
| **D DESTINATIONS INTERNATIONAL EQU | | 34.002 | 34.002 | 34.002 |
| **D NZAM EURO STOXX PARIS-ALIGNED | | 10.292 | 10.292 | 10.292 |
| **D THE NOMURA TRUST AND BANKING C | | 91.400 | 91.400 | 91.400 |
| *** SCIACCITANO ALDO FRANCOIS | | 36 | 36 | 36 |
| *** HELWES MARTIN | | 22 | 22 | 22 |

Azionisti:

I.924 Teste: 1



Pagina 23

Assemblea Straordinaria del 04 febbraio 2026

LISTA ESITO DELLA VOTAZIONE

Oggetto: **1. Modifiche dello Statuto sociale: i) articoli 13 comma 3 lett. e) e 14 comma 5 con previsione della facoltà dell'Assemblea Ordinaria di incrementare il limite di 1:1 tra la componente variabile e quella fissa della remunerazione;**


FAVOREVOLI

| Badge | Ragione Sociale | Proprio | Delega | Totale |
|---|-----------------|---------|------------|------------|
| *** WRIGHT STEPHEN | | | 1.000 | 1.000 |
| *** CARTIERE KILLIAN | | | 50 | 50 |
| *** FONTANG GILLES | | | 21 | 21 |
| *** LACOUR FRANCOIS | | | 1.900 | 1.900 |
| *** PAYAN ERIC | | | 316 | 316 |
| *** BENKERT OLIVIER | | | 50 | 50 |
| *** HO GEORGE JOSEPH | | | 90.000 | 90.000 |
| **D G.G.G. SPA | | | 31.747.523 | 31.747.523 |
| **D UBS (LUX) INSTITUTIONAL FUND - EQUITIES EUROPE (EX CH) PASSIVE II | | | 726.802 | 726.802 |
| **D UBS (LUX) INSTITUTIONAL FUND - EQUITIES EUROPE (EX CH) PASSIVE | | | 297.450 | 297.450 |
| **D MIGROS BANK (LUX) FONDS INTERSTOCK | | | 2.700 | 2.700 |
| **D UBS (LUX) EQUITY SICAV - EUROPEAN - HIGH DIVIDEND (EUR) | | | 153.828 | 153.828 |
| **D UBS (LUX) EQUITY SICAV - GLOBAL HIGH DIVIDEND | | | 1.008.537 | 1.008.537 |
| **D UBS FUND MANAGEMENT (LUXEMBOURG) SA | | | 39.000 | 39.000 |
| **D GMT I PLACEMENTS TRADITIONNELS ACTIONS ETRANGERES | | | 911.789 | 911.789 |
| **D NORGES BANK | | | 22.462 | 22.462 |
| **D GOVERNMENT OF NORWAY | | | 72.888.212 | 72.888.212 |
| **D ASSET MANAGEMENT EXCHANGE UCITS CCF | | | 13.581.073 | 13.581.073 |
| **D STICHTING PENSIOENFONDS ING | | | 65.516 | 65.516 |
| **D LEGAL AND GENERAL CCF | | | 64.211 | 64.211 |
| **D LEGAL & GENERAL CCF. | | | 15.414 | 15.414 |
| **D BANK OF BOTSWANA. | | | 61.071 | 61.071 |
| **D THE PUBLIC INSTITUTION FOR SOCIAL SECURITY | | | 7.707 | 7.707 |
| **D GENERAL ORGANISATION FOR SOCIAL INSURANCE. | | | 123.835 | 123.835 |
| **D INTERNATIONAL FUND FOR AGRICULTURAL DEVELOPMENT | | | 1.495.749 | 1.495.749 |
| **D INTERNATIONAL MONETARY FUND RETIRED STAFF BENEFITS INVESTMENT ACCOUNT | | | 2.996 | 2.996 |
| **D CHURCH OF ENGLAND INVESTMENT FUND FOR PENSIONS. | | | 24.543 | 24.543 |
| **D WHEELS COMMON INVESTMENT FUND. | | | 21.937 | 21.937 |
| **D STICHTING BEDRIJFSPENSIOENFONDS VOOR DE DETAILLHANDEL | | | 9.945 | 9.945 |
| **D PREMIER MITON DIVERSIFIED BALANCED GROWTH FUND | | | 161.514 | 161.514 |
| **D PREMIER MITON DIVERSIFIED CAUTIOUS GROWTH FUND | | | 107.331 | 107.331 |
| **D PREMIER MITON DIVERSIFIED DYNAMIC GROWTH FUND | | | 53.247 | 53.247 |
| **D PREMIER MITON DIVERSIFIED INCOME FUND | | | 80.875 | 80.875 |
| **D PREMIER MITON DIVERSIFIED GROWTH FUND | | | 54.026 | 54.026 |
| **D LEGAL & GENERAL FUTURE WORLD ESG T&O DEVELOPED FOSSIL FUEL E | | | 356.865 | 356.865 |
| **D LEGAL & GENERAL GLOBAL EQUITY INDEX FUND | | | 31.730 | 31.730 |
| **D LEGAL & GENERAL FUTURE WORLD ESG FILLED AND OPTIMISED EUROPE | | | 61.895 | 61.895 |
| **D LEGAL & GENERAL FUTURE WORLD ESG FILLED AND OPTIMISED DEVELO | | | 42.315 | 42.315 |
| **D LEGAL AND GENERAL EUROPEAN INDEX TRUST | | | 64.902 | 64.902 |
| **D LEGAL AND GENERAL INTERNATIONAL INDEX TRUST | | | 1.103.419 | 1.103.419 |
| **D JUPITER GLOBAL FINANCIAL INNOVATION FUND | | | 287.118 | 287.118 |
| **D ARTEMIS MONTHLY DISTRIBUTION FUND | | | 44.329 | 44.329 |
| **D ARTEMIS GLOBAL INCOME FUND | | | 1.843.394 | 1.843.394 |
| **D PRESCIENT FUND SERVICES IRELAND LIMITED ACTING IN ITS CAPACI | | | 10.656.464 | 10.656.464 |
| **D CANTOR FITZGERALD INVESTMENT TRUST | | | 8.190 | 8.190 |
| **D OSMOSIS ICAV | | | 305.702 | 305.702 |
| **D CANTOR FITZGERALD ASSET MANAGEMENT EUROPE | | | 39.892 | 39.892 |
| **D CANTOR FITZGERALD ASSET MANAGEMENT EUROPE | | | 1.613.319 | 1.613.319 |

Azionisti:

1.924

Teste: 1



Pagina 24

Assemblea Straordinaria del 04 febbraio 2026

LISTA ESITO DELLA VOTAZIONE

Oggetto: **1. Modifiche dello Statuto sociale: i) articoli 13 comma 3 lett. e) e 14 comma 5 con previsione della facoltà dell'Assemblea Ordinaria di incrementare il limite di 1:1 tra la componente variabile e quella fissa della remunerazione;**

FAVOREVOLI

| Badge | Ragione Sociale | Proprio | Delega | Totale |
|-------|--|-----------|-----------|-----------|
| **D | BARCLAYS MULTI-MANAGER FUND PLC | 67.156 | 67.156 | 67.156 |
| **D | SKYLINE UMBRELLA FUND ICAV | 562.126 | 562.126 | 562.126 |
| **D | STATE STREET GLOBAL ADVISORS GROSS ROLL UP UNIT TRUST | 12.242 | 12.242 | 12.242 |
| **D | PERPETUAL INVESTMENT SERVICES EUROPE ICAV | 394.424 | 394.424 | 394.424 |
| **D | LEGAL & GENERAL ICAV | 40.001 | 40.001 | 40.001 |
| **D | VERDIPAPIRFONDET KLP AKSJE GLOBAL INDEKS | 430.300 | 430.300 | 430.300 |
| **D | VERDIPAPIRFONDET KLP AKSJE EUROPA INDEKS | 157.305 | 157.305 | 157.305 |
| **D | SCHLUMBERGER INTERNATIONAL STAFF RETIREMENT FUND FCP-SIF | 46.739 | 46.739 | 46.739 |
| **D | PUBLIC SECTOR PENSION INVESTMENT BOARD | 547.574 | 547.574 | 547.574 |
| **D | SPARTAN GROUP TRUST FOR EMPLOYEE BENEFIT PLANS | 3.116.935 | 3.116.935 | 3.116.935 |
| **D | NEBRASKA PUBLIC EMPLOYEES RETIREMENT SYSTEMS | 563.121 | 563.121 | 563.121 |
| **D | USAA GENERAL INDEMNITY COMPANY | 6.553 | 6.553 | 6.553 |
| **D | GARRISON PROPERTY AND CASUALTY INSURANCE COMPANY | 3.374 | 3.374 | 3.374 |
| **D | USAA CASUALTY INSURANCE COMPANY | 9.500 | 9.500 | 9.500 |
| **D | ROBECO INSTITUTIONAL ASSET MANAGEMENT B V AS THE MANAGER OF | 4.736 | 4.736 | 4.736 |
| **D | CG TPT AUTHORISED CONTRACTUAL SCHEME | 10.943 | 10.943 | 10.943 |
| **D | NORTHERN TRUST UCITS FGR FUND | 462.098 | 462.098 | 462.098 |
| **D | NORTHERN TRUST COMMON ALL COUNTRY WORLD EX-US INVESTABLE MAR | 196.850 | 196.850 | 196.850 |
| **D | NORTHERN TRUST GLOBAL INVESTMENTS COLLECTIVE FUNDS TRUST | 3.806.409 | 3.806.409 | 3.806.409 |
| **D | CHEVRON MASTER PENSION TRUST | 10.892 | 10.892 | 10.892 |
| **D | EMPLOYEES RETIREMENT FUND OF THE CITY OF DALLAS | 98.480 | 98.480 | 98.480 |
| **D | CSAA INSURANCE EXCHANGE | 4.421 | 4.421 | 4.421 |
| **D | GLOBAL DEVELOPED MARKET PASSIVE EQUITY FUND | 9.619 | 9.619 | 9.619 |
| **D | STICHTING PENSIOENFONDS SAGITTARIUS | 41.090 | 41.090 | 41.090 |
| **D | PUBLIC EMPLOYEES RETIREMENT ASSOCIATION OF COLORADO | 323.425 | 323.425 | 323.425 |
| **D | FUTURE FUND BOARD OF GUARDIANS FOR AND ON BEHALF OF FUTURE F | 892.023 | 892.023 | 892.023 |
| **D | FUTURE FUND BOARD OF GUARDIANS FOR AND ON BEHALF OF THE MEDI | 37.699 | 37.699 | 37.699 |
| **D | HPE COMMON CONTRACTUAL FUND | 6.623 | 6.623 | 6.623 |
| **D | NORTHERN TRUST UCITS COMMON CONTRACTUAL FUND | 778.171 | 778.171 | 778.171 |
| **D | LABORERS' AND RETIREMENT BOARD EMPLOYEES' ANNUITY & BENEFIT | 90.220 | 90.220 | 90.220 |
| **D | UNITED NATIONS RELIEF AND WORKS AGENCY FOR PALESTINE REFUGEE | 17.933 | 17.933 | 17.933 |
| **D | SRW 2009 FRIENDS AND FAMILY CONTINUATION TRUST | 716 | 716 | 716 |
| **D | SNOWFINCH FOUNDATION | 8.320 | 8.320 | 8.320 |
| **D | THE TRUSTEES OF THE HENRY SMITH CHARITY | 6.249 | 6.249 | 6.249 |
| **D | THOMAS L. WALTON FAMILY TRUST UAD 03/1 9/13 | 15.360 | 15.360 | 15.360 |
| **D | PIVOTAL PHILANTHROPIES FOUNDATION | 3.933 | 3.933 | 3.933 |
| **D | ROSEFINCH FOUNDATION | 8.320 | 8.320 | 8.320 |
| **D | S. ROBSON WALTON 2009 GRAT NO. 4 ARTICLE II TRUST | 8.286 | 8.286 | 8.286 |
| **D | FIDELITY INVESTMENTS CHARITABLE GIFT FUND DTD 8/18/2009 | 17.982 | 17.982 | 17.982 |
| **D | EXELON CORPORATION EMPLOYEES BENEFIT TRUST FOR MANAGEMENT EM | 91 | 91 | 91 |
| **D | NORTHERN TRUST COMMON EAFE INDEX FUND - LENDING | 277.302 | 277.302 | 277.302 |
| **D | JTW TRUST NO. 3 UAD 9/19/02 | 3.867 | 3.867 | 3.867 |
| **D | JOSHUA GREEN CORPORATION | 18.483 | 18.483 | 18.483 |
| **D | GREENFINCH FOUNDATION | 8.320 | 8.320 | 8.320 |
| **D | CONSUMERS ENERGY COMPANY NON-UNION WELFARE BENEFIT | 3.510 | 3.510 | 3.510 |
| **D | THE COCA-COLA COMPANY | 108.046 | 108.046 | 108.046 |
| **D | THE CALIFORNIA WELLNESS FOUNDATION | 7.097 | 7.097 | 7.097 |
| **D | ACORN 1998 TRUST | 1.291 | 1.291 | 1.291 |



LISTA ESITO DELLA VOTAZIONE

Oggetto: 1. Modifiche dello Statuto sociale: i) articoli 13 comma 3 lett. e) e 14 comma 5 con previsione della facoltà dell'Assemblea Ordinaria di incrementare il limite di 1:1 tra la componente variabile e quella fissa della remunerazione;

FAVOREVOLI

| Badge | Ragione Sociale | Proprio | Delega | Totale |
|-------|---|---------|---------|---------|
| **D | ESSENTIA HEALTH | 6.723 | 6.723 | 6.723 |
| **D | CONSTELLATION FITZPATRICK QUALIFIED FUND | 7.507 | 7.507 | 7.507 |
| **D | THE HARTFORD ROMAN CATHOLIC DIOCESAN CORPORATION RETIREMENT | 1.101 | 1.101 | 1.101 |
| **D | ARVEST FOUNDATION | 1.013 | 1.013 | 1.013 |
| **D | CHARLES C. GATES TRUST OF 6/30/1941 | 19.103 | 19.103 | 19.103 |
| **D | OAKLAND COUNTY VEBA. | 96.055 | 96.055 | 96.055 |
| **D | NATWEST TRUSTEE AND DEPOSITARY SERVICES LIMITED AS TRUSTEE O | 4.743 | 4.743 | 4.743 |
| **D | THE ARCHDIOCESE OF HARTFORD INVESTMENT TRUST | 2.716 | 2.716 | 2.716 |
| **D | EXELON CORPORATION EMPLOYEES' BENEFIT TRUST FOR UNION EMPLOYEES | 3.944 | 3.944 | 3.944 |
| **D | PEPCO HOLDINGS INC. VEBA TRUST | 3.706 | 3.706 | 3.706 |
| **D | CASEY FAMILY PROGRAMS | 90.784 | 90.784 | 90.784 |
| **D | THE NATHAN CUMMINGS FOUNDATION INC. | 34.400 | 34.400 | 34.400 |
| **D | UNITED SERVICES AUTOMOBILE ASSOCIATION | 15.695 | 15.695 | 15.695 |
| **D | HONG KONG SPECIAL ADMINISTRATIVE REGION GOVERNMENT EXCHANGE | 850.123 | 850.123 | 850.123 |
| **D | BEAT DRUGS FUND ASSOCIATION | 3.229 | 3.229 | 3.229 |
| **D | HOSPITAL AUTHORITY PROVIDENT FUND SCHEME | 80.891 | 80.891 | 80.891 |
| **D | GWL GLOBAL INVESTMENTS LLC. | 229.595 | 229.595 | 229.595 |
| **D | INTERNATIONAL EXPATRIATE BENEFIT MASTER TRUST | 4.696 | 4.696 | 4.696 |
| **D | HASLAM FAMILY INVESTMENT PARTNERSHI | 2.028 | 2.028 | 2.028 |
| **D | FIDDLER PARTNERS LLC | 901 | 901 | 901 |
| **D | FOURTH AVENUE INVESTMENT COMPANY LIMITED PARTNERSHIP | 47.253 | 47.253 | 47.253 |
| **D | K INVESTMENTS SH LIMITED. | 146.203 | 146.203 | 146.203 |
| **D | ARGA FUND TRUST SERIES - ARGA INTERNATIONAL FUND | 114.881 | 114.881 | 114.881 |
| **D | HOLTEC INDIAN POINT 3 LLC MASTER DECOMMISSIONING TRUST | 1.651 | 1.651 | 1.651 |
| **D | INTERNATIONAL EQUITY FUND LLC | 7.467 | 7.467 | 7.467 |
| **D | BEAR CREEK INVESTMENT LLC | 33.564 | 33.564 | 33.564 |
| **D | BUILDERS ASSET MANAGEMENT WATER LLC | 45.193 | 45.193 | 45.193 |
| **D | FUNDO DE PENSOES . | 21.322 | 21.322 | 21.322 |
| **D | EVA VALLEY MA1 LLC | 9.891 | 9.891 | 9.891 |
| **D | DYNASTY INVEST LTD | 4.093 | 4.093 | 4.093 |
| **D | DELFINCO LP | 50.148 | 50.148 | 50.148 |
| **D | DILLON MARKETABLE SECURITIES COMMON TRUST FUND. | 14.802 | 14.802 | 14.802 |
| **D | METIS EQUITY TRUST | 30.064 | 30.064 | 30.064 |
| **D | NELKE PARTNERSHIP | 5.993 | 5.993 | 5.993 |
| **D | LAKE AVENUE INVESTMENTS LLC | 36.514 | 36.514 | 36.514 |
| **D | LEGAL & GENERAL MSCI EAFE FUND LLC | 194.174 | 194.174 | 194.174 |
| **D | OMEGA FTIP LIMITED PARTNERSHIP | 4.708 | 4.708 | 4.708 |
| **D | PINK CALLI LLC | 1.776 | 1.776 | 1.776 |
| **D | THYSSEN GLOBAL INVESTMENTS LLC | 4.131 | 4.131 | 4.131 |
| **D | FCM INTERNATIONAL LLC | 1.413 | 1.413 | 1.413 |
| **D | RTPIP LP. | 11.402 | 11.402 | 11.402 |
| **D | ARGA INTERNATIONAL SECTOR-NEUTRAL VALUE EQUITY FUND | 1.644 | 1.644 | 1.644 |
| **D | ARGA EUROPEAN EQUITY FUND LP | 1.742 | 1.742 | 1.742 |
| **D | ARGA GLOBAL DIVERSIFIED VALUE FUND LP | 889 | 889 | 889 |
| **D | ARGA INTERNATIONAL DIVERSIFIED VALUE FUND LP | 1.493 | 1.493 | 1.493 |
| **D | AVALON PORTFOLIO II LLC | 11.274 | 11.274 | 11.274 |
| **D | 801 INVESTMENTS LLC | 12.753 | 12.753 | 12.753 |
| **D | GLOBAL BOND FUND LLC WAYCROSSE INC | 81.306 | 81.306 | 81.306 |



LISTA ESITO DELLA VOTAZIONE

Oggetto: **1. Modifiche dello Statuto sociale: i) articoli 13 comma 3 lett. e) e 14 comma 5 con previsione della facoltà dell'Assemblea Ordinaria di incrementare il limite di 1:1 tra la componente variabile e quella fissa della remunerazione;**

FAVOREVOLI

| Badge | Ragione Sociale | Proprio | Delega | Totale |
|-------|---|---------|-----------|-----------|
| **D | ARIEL INTERNATIONAL DM/EM LLC | | 188.681 | 188.681 |
| **D | GLOBAL EQUITY SERIES OF SALT CREEK INVESTMENTS LLC | | 5.886 | 5.886 |
| **D | SLW PORTFOLIO LLC | | 10.324 | 10.324 |
| **D | SENTINEL INTERNATIONAL FUND | | 1.711 | 1.711 |
| **D | SENTINEL INTERNATIONAL TRUST | | 19.215 | 19.215 |
| **D | ARGA FUND TRUST SERIES - ARGA GLOBAL FUND | | 67.423 | 67.423 |
| **D | CINDY SPRINGS LLC | | 126.528 | 126.528 |
| **D | PRO-GEN INVESTMENTS LLC | | 6.402 | 6.402 |
| **D | ALICE L WALTON CHARITABLE LLC | | 349.535 | 349.535 |
| **D | PECO ENERGY COMPANY RETIREE LIFE INSURANCE TRUST | | 509 | 509 |
| **D | LEGAL & GENERAL MSCI EAFE SL FUND LLC | | 75.976 | 75.976 |
| **D | LEGAL & GENERAL DEVELOPED MULTI-FACTOR SL FUND LLC | | 27.676 | 27.676 |
| **D | MBB PUBLIC MARKETS I LLC | | 98.581 | 98.581 |
| **D | ASCENSION ALPHA FUND LLC | | 21.845 | 21.845 |
| **D | HAWTHORN DM LLC | | 43.417 | 43.417 |
| **D | FOOD AND AGRICULTURE ORGANIZATION OF THE UNITED NATIONS | | 9.649 | 9.649 |
| **D | INTERNATIONAL MONETARY FUND STAFF RETIREMENT PLAN | | 91.869 | 91.869 |
| **D | NATIONAL COUNCIL FOR SOCIAL SECURITY FUND PRC | | 671.969 | 671.969 |
| **D | CHEVRON UK PENSION TRUSTEE LIMITED AS TRUSTEE OF THE CHEVRON. | | 5.653 | 5.653 |
| **D | MINERWORKERS' PENSION SCHEME | | 194.937 | 194.937 |
| **D | FIDELITY SALEM STREET TRUST: FIDELITY FLEX INTERNATIONAL INDEX FUND | | 228.637 | 228.637 |
| **D | FIDELITY SALEM STREET TRUST: FIDELITY SERIES GLOBAL EX U.S. | | 228.637 | 228.637 |
| **D | LIJUNA PENSION FUND OF CENTRAL AND EASTERN CANADA | | 3.705.939 | 3.705.939 |
| **D | NONAVUT TRUST | | 11.369 | 11.369 |
| **D | RED LIFE REINSURANCE LIMITED | | 5.275 | 5.275 |
| **D | STATE UNIVERSITIES RETIREMENT SYSTEM | | 2.611 | 2.611 |
| **D | TELSTRA SUPER PTY LTD AS TRUSTEE FOR TELSTRA SUPERANNUATION | | 494.437 | 494.437 |
| **D | COMMONWEALTH SUPERANNUATION CORPORATION AS TRUSTEE FOR ARIA | | 52.324 | 52.324 |
| **D | QIC INTERNATIONAL EQUITIES FUND. | | 185.084 | 185.084 |
| **D | GOVERNMENT EMPLOYEES SUPERANNUATION BOARD. | | 5.686 | 5.686 |
| **D | MERCER PASSIVE INTERNATIONAL SHARES FUND | | 69.059 | 69.059 |
| **D | MINDEROO FOUNDATION LIMITED ATO THE MINDEROO FOUNDATION TRUS | | 117.963 | 117.963 |
| **D | MERCER GLOBAL SMALL COMPANIES SHARES FUND | | 4.214 | 4.214 |
| **D | ARIA CO PTY LTD AS TRUSTEE FOR COMBINED INVESTMENTS FUND | | 6.209 | 6.209 |
| **D | AUSTRALIAN CAPITAL TERRITORY | | 226.044 | 226.044 |
| **D | MERCER PASSIVE SUSTAINABLE INTERNATIONAL SHARES FUND | | 38.283 | 38.283 |
| **D | NT WORLD GREEN TRANSITION INDEX FUND | | 575 | 575 |
| **D | INTERNATIONAL EQUITIES PASSIVE B UNIT TRUST | | 2.833 | 2.833 |
| **D | SUPERANNUATION FUNDS MANAGEMENT CORPORATION OF SOUTH AUSTRAL | | 3.949 | 3.949 |
| **D | EQUIPSUPER | | 18.152 | 18.152 |
| **D | HRW TESTAMENTARY TRUST NO. 1 | | 102.177 | 102.177 |
| **D | HRW TESTAMENTARY TRUST NO. 3 | | 32.741 | 32.741 |
| **D | HRW TRUST NO. 2 UAD 01/17/03 | | 11.464 | 11.464 |
| **D | HRW TESTAMENTARY TRUST NO. 10. | | 7.143 | 7.143 |
| **D | HRW TRUST NO. 1 UAD 01/17/03 | | 3.095 | 3.095 |
| **D | UTAH STATE RETIREMENT SYSTEMS | | 7.353 | 7.353 |
| **D | HRW TESTAMENTARY TRUST NO. 11. | | 16.439 | 16.439 |
| **D | HRW TESTAMENTARY TRUST NO. 11. | | 220.634 | 220.634 |
| **D | HRW TESTAMENTARY TRUST NO. 11. | | 42.404 | 42.404 |



LISTA ESITO DELLA VOTAZIONE

Oggetto: **1. Modifiche dello Statuto sociale: i) articoli 13 comma 3 lett. e) e 14 comma 5 con previsione della facoltà dell'Assemblea Ordinaria di incrementare il limite di 1:1 tra la componente variabile e quella fissa della remunerazione;**

FAVOREVOLI

| Badge | Ragione Sociale | Proprio | Delega | Totale |
|-------|--|---------|---------|---------|
| **D | HRW TESTAMENTARY TRUST NO. 6 | | 8.941 | 8.941 |
| **D | HRW TESTAMENTARY TRUST NO. 4. | | 8.013 | 8.013 |
| **D | LAZARD ACW EX-US DIVERSIFIED ADVANTAGE CIT. | | 4.324 | 4.324 |
| **D | HRW TESTAMENTARY TRUST NO. 9. | | 7.353 | 7.353 |
| **D | HRW TESTAMENTARY TRUST NO. 8. | | 68.840 | 68.840 |
| **D | HRW TESTAMENTARY TRUST NO. 2 | | 5.785 | 5.785 |
| **D | HRW TESTAMENTARY TRUST NO. 7. | | 9.612 | 9.612 |
| **D | HRW TRUST NO. 4 UAD 01/17/03 | | 92.615 | 92.615 |
| **D | HRW TESTAMENTARY TRUST NO. 5 | | 4.468 | 4.468 |
| **D | HRW TESTAMENTARY TRUST NO. 12. | | 12.543 | 12.543 |
| **D | HRW TRUST NO. 3 UAD 01/17/03 | | 64.848 | 64.848 |
| **D | LAZARD ACW EX-US EQUITY ADVANTAGE CIT. | | 66.357 | 66.357 |
| **D | R.E. GINNA NUCLEAR POWER PLANT QUALIFIED FUND. | | 300 | 300 |
| **D | RUTGERS THE STATE UNIVERSITY | | 14.619 | 14.619 |
| **D | STUART L. WALTON FAMILY TRUST UAD 03/19/13 | | 3.662 | 3.662 |
| **D | EXELON CORPORATION PENSION MASTER RETIREMENT TRUST | | 179.356 | 179.356 |
| **D | FORD MOTOR COMPANY DEFINED BENEFIT MASTER TRUST.. | | 26.943 | 26.943 |
| **D | ARIEL GLOBAL FUND | | 106.538 | 106.538 |
| **D | HERTFORDSHIRE COUNTY COUNCIL AS ADMINISTERING AUTHORITY OF T | | 4.843 | 4.843 |
| **D | THE HEALTH FOUNDATION. | | 4.603 | 4.603 |
| **D | ARIEL INTERNATIONAL FUND | | 564.531 | 564.531 |
| **D | ILLINOIS MUNICIPAL RETIREMENT FUND | | 376.142 | 376.142 |
| **D | JTW TRUST NO. 1 UAD 9/19/02. | | 808 | 808 |
| **D | RETIREMENT PENSION PLAN OF THE BOARD OF PUBLIC UTILITIES OF | | 136.070 | 136.070 |
| **D | JTW TRUST NO. 2 UAD 9/19/02. | | 8.391 | 8.391 |
| **D | JTW TRUST NO. 5 UAD 9/19/02. | | 2.249 | 2.249 |
| **D | CLINTON NUCLEAR POWER PLANT QUALIFIED FUND. | | 5.481 | 5.481 |
| **D | CALVERT CLIFFS NUCLEAR POWER PLANT UNIT TWO QUALIFIED FUND | | 1 | 1 |
| **D | CONNOR CLARK & LUNN COLLECTIVE INVESTMENT TRUST | | 253 | 253 |
| **D | CATERPILLAR INVESTMENT TRUST. | | 10.805 | 10.805 |
| **D | CATERPILLAR INC. MASTER RETIREMENT TRUST | | 12.454 | 12.454 |
| **D | CONSTELLATION PEACH BOTTOM UNIT 1 QUALIFIED FUND. | | 1.276 | 1.276 |
| **D | MOZILLA CORPORATION | | 9.796 | 9.796 |
| **D | COMMONWEALTH OF MASSACHUSETTS EMPLOYEES DEFERRED COMPENSATION PLAN | | 11.312 | 11.312 |
| **D | HOBSON-LUCAS FAMILY FOUNDATION | | 101.182 | 101.182 |
| **D | IMPACTASSETS INC. | | 4.146 | 4.146 |
| **D | OAKLAND COUNTY EMPLOYEES RETIREMENT SYSTEM | | 40.274 | 40.274 |
| **D | NORTHAMPTONSHIRE PENSION FUND | | 11.267 | 11.267 |
| **D | NINE MILE POINT NPT QUALIFIED PARTNERSHIP | | 100 | 100 |
| **D | NOVANT HEALTH INC. | | 66.744 | 66.744 |
| **D | LAZARD INTERNATIONAL EQUITY CIT | | 123.026 | 123.026 |
| **D | THE BOARD OF THE PENSION PROTECTION FUND RENAISSANCE | | 72.808 | 72.808 |
| **D | EAST SUSSEX PENSION FUND | | 6.788 | 6.788 |
| **D | CAMBRIDGESHIRE COUNTY COUNCIL PENSION FUND | | 5.994 | 5.994 |
| **D | MICHIGAN CATHOLIC CONFERENCE MASTER PENSION TRUST | | 1.801 | 1.801 |
| **D | SHELBY COUNTY TENNESSEE RETIREMENT SYSTEM | | 67.645 | 67.645 |
| **D | NATIONAL EMPLOYMENT SAVINGS TRUST | | 124.783 | 124.783 |
| **D | NEW YORK STATE NURSES ASSOCIATION PENSION PLAN. | | 6.327 | 6.327 |



LISTA ESITO DELLA VOTAZIONE

Oggetto: **1. Modifiche dello Statuto sociale: i) articoli 13 comma 3 lett. e) e 14 comma 5 con previsione della facoltà dell'Assemblea Ordinaria di incrementare il limite di 1:1 tra la componente variabile e quella fissa della remunerazione;**

FAVOREVOLI

| Badge | Ragione Sociale | Proprio | Delega | Totale |
|-------|--|---------|-----------|-----------|
| **D | CITY OF LOS ANGELES FIRE AND POLICE PENSION PLAN | | 233.249 | 233.249 |
| **D | LOS ANGELES CITY EMPLOYEES' RETIREMENT SYSTEM | | 818.428 | 818.428 |
| **D | NORTHERN FUNDS - INTERNATIONAL EQUITY INDEX FUND | | 589.096 | 589.096 |
| **D | CITY OF PHILADELPHIA PUBLIC EMPLOYEES RETIREMENT SYSTEM | | 121.650 | 121.650 |
| **D | BRITISH COAL STAFF SUPERANNUATION SCHEME | | 61.456 | 61.456 |
| **D | THE GENERAL PENSION AND SOCIAL SECURITY AUTHORITY | | 24.267 | 24.267 |
| **D | GUIDESTONE FUNDS INTERNATIONAL EQUITY INDEX FUND | | 54.087 | 54.087 |
| **D | SCHLUMBERGER GROUP TRUST AGREEMENT | | 127.187 | 127.187 |
| **D | THE REPRESENTATIVE CHURCH BODY | | 202.630 | 202.630 |
| **D | WYOMING RETIREMENT SYSTEM | | 4.053 | 4.053 |
| **D | THE PEOPLE'S PENSION SCHEME | | 757.876 | 757.876 |
| **D | TEACHERS' RETIREMENT SYSTEM OF OKLAHOMA | | 200.292 | 200.292 |
| **D | ABU DHABI PENSION FUND | | 222.925 | 222.925 |
| **D | FORD MOTOR COMPANY OF CANADA LIMITED PENSION TRUST | | 1.907 | 1.907 |
| **D | BLACKROCK AUTHORISED CONTRACTUAL SCHEME I | | 3.376.174 | 3.376.174 |
| **D | ACS 30:70 GLOBAL EQUITY TRACKER FUND | | 15.923 | 15.923 |
| **D | LEGAL & GENERAL AUTHORISED CONTRACTUAL SCHEME | | 464.825 | 464.825 |
| **D | BRITISH COLUMBIA INVESTMENT MANAGEMENT CORPORATION | | 2.813 | 2.813 |
| **D | STATE TEACHERS RETIREMENT SYSTEM OF OHIO | | 478.170 | 478.170 |
| **D | ILLINOIS STATE BOARD OF INVESTMENT DEFERRED | | 389.182 | 389.182 |
| **D | LGPS CENTRAL AUTHORISED CONTRACTUAL SCHEME.. | | 230.670 | 230.670 |
| **D | UBS COMMON CONTRACTUAL FUND | | 1.603 | 1.603 |
| **D | THE GREATER MANCHESTER PENSION FUND | | 542.931 | 542.931 |
| **D | BLACKROCK UCITS CCF | | 119.983 | 119.983 |
| **D | BLACKROCK COMMON CONTRACTUAL FUNDS | | 171.060 | 171.060 |
| **D | CLEARWATER INTERNATIONAL FUND | | 55.027 | 55.027 |
| **D | VERDIPAPIRFONDET KLP AKSJEGLOBAL INDEKS X1 | | 19.971 | 19.971 |
| **D | KOMMUNAL LANDSPENSJONSKASSE GJENSIDIG FORSIKRINGSSELSKAP | | 212.105 | 212.105 |
| **D | ELO MUTUAL PENSION INSURANCE COMPANY ELO MUTUAL PENSION INSURANCE COMPANY | | 180.100 | 180.100 |
| **D | DELA NATURA- EN LEVENSVERZEKERINGEN N.V. | | 17.144 | 17.144 |
| **D | FJARDE AP-FONDEN | | 446.398 | 446.398 |
| **D | STICHTING PENSIOENFONDS PGB | | 508.619 | 508.619 |
| **D | STICHTING PENSIOENFONDS OPENBARE BIBLIOTHEKEN | | 15.526 | 15.526 |
| **D | STICHTING PENSIOENFONDS CAMPINA | | 5.891 | 5.891 |
| **D | TREDJE AP-FONDEN | | 1 | 1 |
| **D | MOORE GLOBAL INVESTMENTS LLC C/O MOORE CAPITAL MANAGEMENT LP | | 130.000 | 130.000 |
| **D | WOODLINE MASTER FUND LP C/O WOODLINE PARTNERS LP | | 1.733.425 | 1.733.425 |
| **D | WELLINGTON-CIS DIVERSIFYING STRATEGIES FUND (CAYMAN) L.P. C/O WELLINGTON MANAGEMENT COMPANY LLP | | 83.173 | 83.173 |
| **D | WELLINGTON FINANCIALS ABSOLUTE RETURN FUND (BERMUDA) L.P C/O WELLINGTON ALTERNATIVE INVESTMENTS LLC | | 383.269 | 383.269 |
| **D | SUNRISE PARTNERS LIMITED PARTNERSHIP | | 25.740 | 25.740 |
| **D | ALPHANATICS MASTER FUND LTD C/O PICTET ASSET MANAGEMENT SA | | 85.482 | 85.482 |
| **D | BAY POND SELECT OPPORTUNITIES MASTER FUND (CAYMAN) L.P. C/O WELINGTON-ALTERNATIVE INVESTMENTS LLC ACTING AS IA | | 236.902 | 236.902 |
| **D | AOR INNOVATION FUND L.P. C/O AOR CAPITAL MANAGEMENT LLC | | 1.076 | 1.076 |
| **D | MARSHALL WACE INVESTMENT STR-TOPS GLOBAL EQUITIES LE FUND C/O MARSHALL WACE LLP | | 187.959 | 187.959 |
| **D | MARSHALL WACE CCF-MWCCF WORLD TOPS 150/50 FUND II C/O MARSHALL WACE LLP | | 74.547 | 74.547 |
| **D | MARSHALL WACE INVESTMENT STRATEGIES - TOPS FUND C/O MARSHALL WACE LLP | | 220.925 | 220.925 |
| **D | MARSHALL WACE INVESTMENT STRATEGIES - EUREKA FUND C/O MARSHALL WACE LLP | | 130.988 | 130.988 |
| **D | ARROWSTREET INTERNATIONAL EQUITY WORLD EX US ALPHA EXTENSION | | 44.633 | 44.633 |

Azionisti:

1.924 Teste: 1

Pagina 19



Assemblea Straordinaria del 04 febbraio 2026

LISTA ESITO DELLA VOTAZIONE

Oggetto: 1. Modifiche dello Statuto sociale: i) articoli 13 comma 3 lett. e) e 14 comma 5 con previsione della facoltà dell'Assemblea Ordinaria di incrementare il limite di 1:1 tra la componente variabile e quella fissa della remunerazione;

FAVOREVOLI

| Badge | Ragione Sociale | Proprio | Delega | Totale |
|-------|---|---------|------------|------------|
| **D | ARROWSTREET INTERNATIONAL EQUITY EAFE ALPHA EXTENSION FUND | | 5.737 | 5.737 |
| **D | WELLINGTON PAGOSA FUND (CAYMAN) II LTD. C/O WELLINGTON ALTERNATIVE INVESTMENTS LLC | | 52.152 | 52.152 |
| **D | ARROWSTREET (DELAWARE) CUSTOM ALPHA EXTENSION FUND Q L.P. | | 17.178 | 17.178 |
| **D | HBK MASTER FUND LPBK MASTER FUND LP PORTFOLIO MARGIN ACCOUNT C/O HBK SERVICES LLC | | 176 | 176 |
| **D | AOR TAX ADVANTAGED GLOBAL EQUITY MARKET NEUTRAL FUND L.P. PM ACCOUNT C/O AOR MANAGEMENT LLC | | 9.561 | 9.561 |
| **D | ARROWSTREET US GROUP TRUST - ARROWST INTERNATIONAL EQ-EAFE ALPHA EX FD A SB-FD OF ARROWSTREET US GP TS PORTFOLIO MARGIN | | 5.950 | 5.950 |
| **D | ARROWSTREET US GROUP TRUST - ARROWSTREET INTERNATIONAL EQUITY ALPHA EXT FD A SUB-FD OF ARROWSTREET US GRP TST PORTFOLIO | | 35.717 | 35.717 |
| **D | ARROWSTREET INVESTMENT TRUST - ARROWSTREET EAFE ALPHA EXTENSION TRUST FUND PORTFOLIO MARGIN ACC | | 21.940 | 21.940 |
| **D | BLACKROCK SYSTEMATIC TOTAL ALPHA MASTER FUND LTD. | | 85.637 | 85.637 |
| **D | MARSHALL WACE INVESTMENT STRATEGIES - TOPS WORLD EX-US FUND C/O MARSHALL WACE IRELAND LTD | | 1.083.918 | 1.083.918 |
| **D | LUMYNA-MARSHALL WACE UCITS SICAV -LUMYNA -MW TOPS ENV FOCUS(| | 1.430.882 | 1.430.882 |
| **D | LUMYNA-MARSHALL WACE UCITS SICAV-LUMYNA-MW TOPS (MARKET NEUT | | 1.538.495 | 1.538.495 |
| **D | MARSHALL WACE INVESTMENT STRATEGIES - TOPS DEVELOPED WORLD E MWIS TOPS DEVELOPED WORLD EQUITIES FUND | | 3.204 | 3.204 |
| **D | MAN NUMERIC ALTERNATIVE RISK PREMIA VALUE. | | 9.088 | 9.088 |
| **D | CPPIB MAP CAYMAN SP-SEGREGATED PORTFOLIO H MAN SOLUTIONS LTD | | 18.969 | 18.969 |
| **D | TWO SIGMA ABSOLUTE RETURN PORTFOLIO LLC | | 141.541 | 141.541 |
| **D | MARSHALL WACE COMMON CONTRACTUAL FUND - MWCCF WORLD TOPS 150 | | 35.089 | 35.089 |
| **D | LLUC VALORES SICAV S.A. | | 356.462 | 356.462 |
| **D | CARTERA BELLIVER SICAV S.A. | | 251.772 | 251.772 |
| **D | PINNACLE ANTIPODES GLOBAL FUND | | 943.013 | 943.013 |
| **D | JOHN HANCOCK VARIABLE INSURANCE TRUST INTERNATIONAL EQUITY INDEX TRUST. | | 68.785 | 68.785 |
| **D | PINNACLE ANTIPODES GLOBAL OP FD | | 25.408 | 25.408 |
| **D | JAWN-MED CORE GLOBAL EQ TILT | | 22.800 | 22.800 |
| **D | MUTUAL FUND LOCALTAPIOLA EUROPE CLIMATE INDEX | | 113.106 | 113.106 |
| **D | PRUDENTIAL ASSURANCE COMPANY SINGAPORE (PTE) LTD | | 69.881 | 69.881 |
| **D | SCHWAB INTERNATIONAL INDEX FUND | | 1.236.088 | 1.236.088 |
| **D | SCHWAB FUNDAMENTAL INTERNATIONAL SMALL EQUITY INDEX FUND | | 59.499 | 59.499 |
| **D | JPOOL 1 | | 147.078 | 147.078 |
| **D | PRIME SUPER FTY LTD | | 6.671 | 6.671 |
| **D | CFSL-COMMWITH GBL SHARE FD 17 | | 71.188 | 71.188 |
| **D | COLONIAL FIRST STATE INVESTMENT FUND 50. | | 44.939 | 44.939 |
| **D | COLONIAL FIRST STATE WHOLESAL INDEXED GLOBAL SHARE FUND.. | | 115.349 | 115.349 |
| **D | BETASHARES GLOBAL SHARES ETF | | 50.948 | 50.948 |
| **D | ABRDN SICAV I - EUROPEAN EQUITY ENHANCED INDEX FUND | | 658 | 658 |
| **D | WM POOL - EQUITIES TRUST NO. 76 - ROBECO | | 7.244 | 7.244 |
| **D | WM POOL - EQUITIES TRUST NO. 31 - ROBECO | | 3.770 | 3.770 |
| **D | ONEMARKETS ITALY ICAV | | 347.181 | 347.181 |
| **D | AEGON CUSTODY B.V.. | | 74.934 | 74.934 |
| **D | DIMENSIONAL INTERNATIONAL VECTOR EQUITY ETF OF DIMENSIONAL E | | 18.666 | 18.666 |
| **D | CITICORP TRUSTEE (SINGAPORE) LIMITED AS TRUSTEE FOR AND ON B | | 228.357 | 228.357 |
| **D | HPL - HP EST HOTCHKIS AND WILEY | | 590.637 | 590.637 |
| **D | DFA ALL COUNTRY EX US EQUITY MARKET SUBTRUST OF DFA GROUP TRUST | | 101.247 | 101.247 |
| **D | HSTPLUS POOLED SUPERANNUATION TRUST | | 236.320 | 236.320 |
| **D | ISHARES INTERNATIONAL EQUITY FACTOR ETF | | 1.369.951 | 1.369.951 |
| **D | ISHARES INTERNATIONAL SMALL-CAP EQUITY FACTOR ETF | | 378.180 | 378.180 |
| **D | ISHARES CORE MSCI EUROPE ETF | | 963.339 | 963.339 |
| **D | ISHARES CORE MSCI EAFE ETF | | 13.589.982 | 13.589.982 |
| **D | ISHARES CORE MSCI INTERNATIONAL DEVELOPED MARKETS ETF | | 1.845.040 | 1.845.040 |



LISTA ESITO DELLA VOTAZIONE

Oggetto: **1. Modifiche dello Statuto sociale: i) articoli 13 comma 3 lett. e) e 14 comma 5 con previsione della facoltà dell'Assemblea Ordinaria di incrementare il limite di 1:1 tra la componente variabile e quella fissa della remunerazione;**

FAVOREVOLI

| Badge | Ragione Sociale | Proprio | Delega | Totale |
|-------|--|-----------|-----------|-----------|
| **D | ISHARES GLOBAL FINANCIALS ETF | 96.238 | 96.238 | 96.238 |
| **D | ISHARES CORE MSCI TOTAL INTERNATIONAL STOCK ETF | 2.681.574 | 2.681.574 | 2.681.574 |
| **D | ISHARES MSCI EAFE ETF | 6.839.769 | 6.839.769 | 6.839.769 |
| **D | ISHARES MSCI EAFE VALUE ETF | 5.214.482 | 5.214.482 | 5.214.482 |
| **D | ISHARES MSCI EUROPE FINANCIALS ETF | 2.775.600 | 2.775.600 | 2.775.600 |
| **D | ISHARES MSCI ITALY ETF | 2.132.444 | 2.132.444 | 2.132.444 |
| **D | ISHARES MSCI EUROZONE ETF | 2.473.847 | 2.473.847 | 2.473.847 |
| **D | LEGAL AND GENERAL ASSURANCE (PENSIONS MANAGEMENT) LIMITED | 4.783.088 | 4.783.088 | 4.783.088 |
| **D | LARGE CAP INTL PORTFOLIO OF DFA INV | 649.194 | 649.194 | 649.194 |
| **D | DIMENSIONAL INTERNATIONAL VALUE ETF OF DIMENSIONAL ETF TRUST | 988.726 | 988.726 | 988.726 |
| **D | ZURICH LIFE ASSURANCE PLC | 3.539.657 | 3.539.657 | 3.539.657 |
| **D | COLONIAL FIRST STATE SPECIALIST FUND 4 | 14.809 | 14.809 | 14.809 |
| **D | LEGAL AND GENERAL ASSURANCE (PENSIONS MANAGEMENT) LIMITEDONS MANAGEMENT) LIMITED | 164.375 | 164.375 | 164.375 |
| **D | FUTURE WORLD DEVELOPED EQUITY INDEX FUND (3500) | 7.028 | 7.028 | 7.028 |
| **D | TSGX SOLACT ESG TBACO EX UNHG(3387) | 1.638 | 1.638 | 1.638 |
| **D | LEGAL AND GENERAL ASSURANCE (PENSIONS MANAGEMENT) LTD PMC FTSE TPI GLOBAL (EX FOSSIL FUELS) EQUITY INDEX FUND | 11.135 | 11.135 | 11.135 |
| **D | ABRDN OEIC II-ABRDN GLOBAL BALANCED GROWTH FUND | 7.441 | 7.441 | 7.441 |
| **D | SILVER FAMILY LIVING TRUST U/A DTD 10/3/2023 | 321 | 321 | 321 |
| **D | CFSIL RE CNEALTH GS FD 16 | 50.525 | 50.525 | 50.525 |
| **D | OLD WESTBURY SMALL AND MID CAP STRATEGIES FUND. | 86.700 | 86.700 | 86.700 |
| **D | INTERNATIONAL CORE EQUITY PORTFOLIO OF DFA INVESTMENT DIMENSIONS GROUP INC | 6.979.209 | 6.979.209 | 6.979.209 |
| **D | INVESCO POOLED INVESTMENT FUND - EUROPE FUND | 12.661 | 12.661 | 12.661 |
| **D | CUSTODY BANK OF JAPAN LTD. AS TRUSTEE FOR STB GS GLOBAL (EX | 32.497 | 32.497 | 32.497 |
| **D | NATIONAL COUNCIL FOR SOCIAL SEC FUND | 90.868 | 90.868 | 90.868 |
| **D | TWO SIGMA WORLD CORE FUND LP | 614.600 | 614.600 | 614.600 |
| **D | LEGAL AND GENERAL COLLECTIVE INVESTMENT TRUST. | 68.500 | 68.500 | 68.500 |
| **D | HUTCHISON PROVIDENT FUND. | 225.821 | 225.821 | 225.821 |
| **D | DIMENSIONAL GLOBAL SUSTAINABILITY TRUST | 6.212 | 6.212 | 6.212 |
| **D | JOHN HANCOCK FUNDS II INTERNATIONAL STRATEGIC EQUITY ALLOCATION FUND | 14.791 | 14.791 | 14.791 |
| **D | CITITRUST LIMITED | 253.692 | 253.692 | 253.692 |
| **D | CITITRUST LIMITED AS TRUSTEE OF BLACKROCK PREMIER FUNDS-BLACKROCK WORLD EQUITY INDEX FUND | 111.970 | 111.970 | 111.970 |
| **D | CFSIL RE COLONIAL FS INV FUND 55 | 15.658 | 15.658 | 15.658 |
| **D | ABRDN OEIC IV-ABRDN EUROPEAN EQUITY ENHANCED INDEX FUND | 69.812 | 69.812 | 69.812 |
| **D | APPIAN ASSET MANAGEMENT | 56.527 | 56.527 | 56.527 |
| **D | ABRDN OEIC IV-ABRDN EUROPEAN EQUITY TRACKER FUND | 412.525 | 412.525 | 412.525 |
| **D | UAPE - BLACK ROCK PASSIVE EQUITY | 209.756 | 209.756 | 209.756 |
| **D | UNIFIED ACCUMULATIVE PENSION FUND JOINT STOCK COMPANY | 12.633 | 12.633 | 12.633 |
| **D | MARSHALL WACE COMMON CONTRACTUAL FUND-MWCCF WORLD TOPS 150/5 | 16.216 | 16.216 | 16.216 |
| **D | MARSHALL WACE COMMON CONTRACTUAL FUND-MWCCF WORLD TOPS 130/3 | 251.044 | 251.044 | 251.044 |
| **D | MARSHALL WACE INVESTMENT STRATEGIES-TOPS GLOBAL EQUITIES LE | 165.662 | 165.662 | 165.662 |
| **D | MARSHALL WACE INVESTMENT STRATEGIES-TOPS WORLD EQUITIES FUND | 824.436 | 824.436 | 824.436 |
| **D | MARSHALL WACE INVESTMENT STRATEGIES-MARKET NEUTRAL TOPS FUND | 733.614 | 733.614 | 733.614 |
| **D | MARSHALL WACE INVESTMENT STRATEGIES-EUROPA FUND. | 173.706 | 173.706 | 173.706 |
| **D | MARSHALL WACE INVESTMENT STRATEGIES-GLOBAL FINANCIALS MARKET | 4.203 | 4.203 | 4.203 |
| **D | MAN GLG DIVERSIFIED EQUITY MASTER | 19.888 | 19.888 | 19.888 |
| **D | CMAP SRPM FUND LIMITED C/O MAPLES CORPORATE SERVICES LIMITED | 772 | 772 | 772 |
| **D | INTERNATIONAL RESEARCH EQUITY EXTENDED MASTER FUND (CAYMAN) L.P. C/O INTERTRUST CORP SVCS (CAYMAN) LTD | 1.130 | 1.130 | 1.130 |
| **D | INTERNATIONAL RESEARCH EQUITY EXTENDED MASTER FUND (CAYMAN) L.P. C/O INTERTRUST CORP SVCS (CAYMAN) LTD | 88.634 | 88.634 | 88.634 |

Azionisti:

1.924 Teste: 1



Pagina 31

Assemblea Straordinaria del 04 febbraio 2026

LISTA ESITO DELLA VOTAZIONE

Objetto: 1. Modifiche dello Statuto sociale: i) articoli 13 comma 3 lett. e) e 14 comma 5 con previsione della facoltà dell'Assemblea Ordinaria di incrementare il limite di 1:1 tra la componente variabile e quella fissa della remunerazione;

FAVOREVOLI

| Badge | Ragione Sociale | Proprio | Delega | Totale |
|-------|---|-----------|-----------|-----------|
| **D | BAY FOND INVESTORS (BERMUDA) LP C/O WELLINGTON MANAGEMENT CO | 8.129 | 8.129 | 8.129 |
| **D | TURBOFAN INVESTORS FUND LP | 704 | 704 | 704 |
| **D | MAN FUNDS XII SPC-MAN 1783 I SP C/O MAPLES SECRETARIES (CAYMAN) LIMITED | 17.359 | 17.359 | 17.359 |
| **D | CROWN MANAGED ACCOUNTS SPC-CROWN/LONG SHORT 42 SEGREGATED PO | 67.654 | 67.654 | 67.654 |
| **D | WHITE CREEK MASTER FUND LIMITED C/O MAPLES CORPORATE SERVICES LTD | 84.460 | 84.460 | 84.460 |
| **D | REC PRIVATE OVERSEAS EQUITY POOL | 46.374 | 46.374 | 46.374 |
| **D | REC INDIGO INTERNATIONAL EQUITYINDEX FUND | 1 | 1 | 1 |
| **D | NEIMC EAFE EQUITY INDEX FUND. | 19.723 | 19.723 | 19.723 |
| **D | NT MSCI EAFE INDEX FUND | 1 | 1 | 1 |
| **D | WELLINGTON INSTITUTIONAL MULTI-STRATEGY MASTER FUND (CAYMAN) | 4.695 | 4.695 | 4.695 |
| **D | ARROWSTREET CAPITAL GLOBAL EQUITY ALPHA EXTENSION FUND LIMIT. | 5.413 | 5.413 | 5.413 |
| **D | ARROWSTREET US GROUP TRUST-ARROWSTREET INTERNATIONAL EQUITY- | 1.925 | 1.925 | 1.925 |
| **D | ARROWSTREET CAPITAL NEWBURY FUND LIMITED | 20.584 | 20.584 | 20.584 |
| **D | CAYTON INTERNATIONAL LIMITED | 267.989 | 267.989 | 267.989 |
| **D | ARROWSTREET (DELAWARE) ALPHA EXTENSION FUND LP. | 3.163 | 3.163 | 3.163 |
| **D | HBK MASTER FUND LP | 176 | 176 | 176 |
| **D | HW HEDGED VALUE LP CORPORATION SERVICE COMPANY | 116.700 | 116.700 | 116.700 |
| **D | ARROWSTREET CAPITAL GLOBAL EQUITY ALPHA EXTENSION FUND LIMITED | 8.836 | 8.836 | 8.836 |
| **D | MARSHALL WACE INVESTMENT STRATEGIES - EUROPA FUND C/O MARSHALL WACE IRELAND LIMITED | 18.951 | 18.951 | 18.951 |
| **D | MARSHALL WACE INVESTMENT STRATEGIES - GLOBAL FINANCIALS MARK | 83.178 | 83.178 | 83.178 |
| **D | SAMLXN LONG ALPHA MASTER FUND LTD. C/O ELIAN FIDUCIARY SERVICES (CAYMAN) LIMITED | 42.055 | 42.055 | 42.055 |
| **D | AHL EVOLUTION LTD SHARMAINE BERKELEY ARGONAUT LTD | 1.141.826 | 1.141.826 | 1.141.826 |
| **D | WOODLINE SPIRE MASTER FUND LP C/O MAPLES CORPORATE SERVICES LIMITED | 36.393 | 36.393 | 36.393 |
| **D | BLUEPEARL MAP I LP | 1.678.895 | 1.678.895 | 1.678.895 |
| **D | GOLDMAN SACHS INSTITUTIONAL FUNDS PIC-CUSTOM EUROPE EQUITY E | 202.518 | 202.518 | 202.518 |
| **D | GOLDMAN DEVELOPMENTAL EQUITY STRATEGIES LLC | 5.749 | 5.749 | 5.749 |
| **D | PINNEROOK MASTER FUND LP C/O OGLER GLOBAL (CAYMAN) LIMITED | 276.659 | 276.659 | 276.659 |
| **D | BASSWOOD INTERNATIONAL LONG ONLY FUND LTD. C/O INTERNATIONAL MGMT. SERVICES LTD. | 32.980 | 32.980 | 32.980 |
| **D | BASSWOOD INTERNATIONAL FUND LTD. C/O IMS FUND SERVICES | 23.725 | 23.725 | 23.725 |
| **D | BASSWOOD INTERNATIONAL FUND LP | 38.464 | 38.464 | 38.464 |
| **D | SAMLXN NET NEUTRAL MASTER FUND LTD. | 548.501 | 548.501 | 548.501 |
| **D | SAMLXN ONSHORE FUND LP | 294.108 | 294.108 | 294.108 |
| **D | SAMLXN OFFSHORE MASTER FUND LTD.F/K/A SAMLXN OFFSHORE LTD | 696.144 | 696.144 | 696.144 |
| **D | POINT72 ASSOCIATES LLC C/O FINSCO LIMITED | 130.071 | 130.071 | 130.071 |
| **D | BBPLC CLIENT ACCOUNT BARCLAYS BANK PLC | 300.000 | 300.000 | 300.000 |
| **D | TWO SIGMA EQUITY SPECTRUM PORTFOLIO LLC C/O TWO SIGMA INVESTMENTS LP | 20.774 | 20.774 | 20.774 |
| **D | TWO SIGMA ABSOLUTE RETURN PORTFOLIO LLC. C/O CORPORATION SERVICE COMPANY | 22.456 | 22.456 | 22.456 |
| **D | GOLDMAN SACHS INSTITUTIONAL FUNDS PIC-GLOBAL EQUITY MARKET N | 222 | 222 | 222 |
| **D | GOLDMAN MARKET NEUTRAL QUANTITATIVE EQUITIES LTD. | 3.397 | 3.397 | 3.397 |
| **D | CINCTIVE GLOBAL MASTER FUND LTD. C/O MAPLES CORPORATE SERVICES LIMITED | 9.630 | 9.630 | 9.630 |
| **D | KARAT SRL | 4.440 | 4.440 | 4.440 |
| **D | SEAN WARD 2014 REVOCABLE TRUST | 32.230 | 32.230 | 32.230 |
| **D | EVOLVEST GLOBAL EQUITY FUND II L.P. | 18.912 | 18.912 | 18.912 |
| **D | INTERNATIONAL MONETARY FUND | 122.556 | 122.556 | 122.556 |
| **D | ISHARES MSCI EAFE INTERNATIONALINDEX FUND | 1.271.493 | 1.271.493 | 1.271.493 |
| **D | ISHARES MSCI ACWI ETF | 543.807 | 543.807 | 543.807 |
| **D | ISHARES MSCI ACWI EX U.S. ETF | 480.461 | 480.461 | 480.461 |
| **D | ISHARES MSCI KOKUSAI ETF | 5.767 | 5.767 | 5.767 |



LISTA ESITO DELLA VOTAZIONE

Oggetto: **1. Modifiche dello Statuto sociale: i) articoli 13 comma 3 lett. e) e 14 comma 5 con previsione della facoltà dell'Assemblea Ordinaria di incrementare il limite di 1:1 tra la componente variabile e quella fissa della remunerazione;**

FAVOREVOLI

| Badge | Ragione Sociale | Proprio | Delega | Totale |
|-------|---|---------|-----------|-----------|
| **D | ISHARES PARIS-ALIGNED CLIMATE MSCI WORLD EX USA ETF | | 16.948 | 16.948 |
| **D | ISHARES MSCI ACWI LOW CARBON TARGET ETF | | 37.426 | 37.426 |
| **D | ISHARES MSCI INTL VALUE FACTOR ETF | | 486.793 | 486.793 |
| **D | ISHARES MSCI WORLD ETF | | 162.564 | 162.564 |
| **D | ISHARES CORE MSCI EAFE IMI INDEX ETF | | 990.033 | 990.033 |
| **D | ISHARES MSCI EUROPE IMI INDEX ETF | | 56.938 | 56.938 |
| **D | ISHARES INTERNATIONAL FUNDAMENTAL INDEX ETF | | 13.996 | 13.996 |
| **D | FONDIITALIA | | 3.575.375 | 3.575.375 |
| **D | THE MONETARY AUTHORITY OF SINGAPORE | | 80.161 | 80.161 |
| **D | ABN AMRO FUNDS | | 40.800 | 40.800 |
| **D | AQR FUNDS - AQR MANAGED FUTURESSTRATEGY FUND | | 514.072 | 514.072 |
| **D | ARROWSTREET INTERNATIONAL EQUITY WORRLD EX US ALPHA EXTENSION CIT | | 11.033 | 11.033 |
| **D | AQR TA GLOBAL RELAXED CONSTRAINT EQUITY FUND, L.P. | | 12.709 | 12.709 |
| **D | INTERFUND SICAV | | 518.092 | 518.092 |
| **D | AXA MPS PREVIDENZA PER TE - CRESCITA | | 612.888 | 612.888 |
| **D | FIDEURAM ITALIA | | 136.727 | 136.727 |
| **D | FIDEURAM BILANCIATO | | 6.000 | 6.000 |
| **D | EPSILON ASSOCIATI SGR - EPSILONSGR ORETURN | | 20.177 | 20.177 |
| **D | EPSILON ASSOCIATI SGR - EPSILONSGR DLONGRUN | | 934 | 934 |
| **D | FIDEURAM PIANO AZIONI ITALIA | | 1.152.969 | 1.152.969 |
| **D | FIDEURAM PIANO BILANCIATO ITALIA 50 | | 267.085 | 267.085 |
| **D | ARROWSTREET (CANADA) GLOBAL ALL-COUNTRY FUND I | | 110.091 | 110.091 |
| **D | ARROWSTREET ACWI ALPHA EXTENSION COMMON VALUES TRUST FUND | | 3.286 | 3.286 |
| **D | AQR FUNDSAQR MULTIASET FUND | | 95.229 | 95.229 |
| **D | MANAGED PENSION FUNDS LIMITED | | 124.547 | 124.547 |
| **D | SCOTTISH WIDOWS MANAGED INVESTMENT FUNDS ICVC-INTERNATIONAL EQUITY TRACKER FUND | | 50.345 | 50.345 |
| **D | SCOTTISH WIDOWS INVESTMENT SOLUTIONS FUNDS ICVC- EUROPEAN (EX UK)EQUITY FUND | | 104.987 | 104.987 |
| **D | NEW AIRWAYS PENSION SCHEME | | 5.824 | 5.824 |
| **D | CITY OF EDMONTON EQUITY UNIT TRUST | | 29.047 | 29.047 |
| **D | COLLEGE RETIREMENT EQUITIES FUND | | 1.228.849 | 1.228.849 |
| **D | RTAACREF INTERNATIONAL EQUITY INDEX FUND | | 3.145.791 | 3.145.791 |
| **D | REGIME DE RETRAITE DE L'UNIVERSITE DE MONTREAL | | 294.920 | 294.920 |
| **D | THE REGENTS OF THE UNIVERSITY OF CALIFORNIA | | 1.749.393 | 1.749.393 |
| **D | BRIGHTHOUSE FUNDS TRUST II METLIFE MSCI EAFE INDEX PORTFOLIO | | 139.728 | 139.728 |
| **D | VALIC COMPANY I INTERNATIONAL EQUITIES INDEX FUND | | 192.095 | 192.095 |
| **D | STATE OF MINNESOTA | | 1.522.643 | 1.522.643 |
| **D | MERCER NONUS CORE EQUITY FUND | | 90.944 | 90.944 |
| **D | SPDR MSCI ACWI EXUS ETF | | 172.655 | 172.655 |
| **D | SPDR PORTFOLIO DEVELOPED WORLD EXUS ETF | | 2.439.367 | 2.439.367 |
| **D | MORGAN STANLEY INSTITUTIONAL FUND TRUST - GLOBAL STRATEGIST PORTFOLIO | | 7.491 | 7.491 |
| **D | MORGAN STANLEY VARIABLE INSURANCE FUND, INC. GLOBAL STRATEGY-ET PORTFOLIO | | 1.094 | 1.094 |
| **D | TEACHER RETIREMENT SYSTEM OF TEXAS | | 733.031 | 733.031 |
| **D | SPDR PORTFOLIO EUROPE ETF | | 103.088 | 103.088 |
| **D | SST GLOB ADV TAX EXEMPT RETIREMENT PLANS | | 9.596.736 | 9.596.736 |
| **D | SSB MSCI ITALY INDEX SECURITIESLENDING COMMON TRUST FUND | | 1.486.920 | 1.486.920 |
| **D | TEACHERS' RETIREMENT SYSTEM OF THE STATE OF ILLINOIS | | 109.437 | 109.437 |
| **D | M INTERNATIONAL EQUITY FUND | | 4.690 | 4.690 |
| **D | LAZARD INTERNATIONAL STRATEGIC EQUITY PORTFOLIO | | 2.133.079 | 2.133.079 |




AM

LISTA ESITO DELLA VOTAZIONE

Oggetto: **1. Modifiche dello Statuto sociale: i) articoli 13 comma 3 lett. e) e 14 comma 5 con previsione della facoltà dell'Assemblea Ordinaria di incrementare il limite di 1:1 tra la componente variabile e quella fissa della remunerazione;**

FAVOREVOLI

| Badge | Ragione Sociale | Proprio | Delega | Totale |
|--|-----------------|-----------|-----------|-----------|
| **D LAZARD INTERNATIONAL EQUITY PORTFOLIO | | 776.699 | 776.699 | 776.699 |
| **D AMERICAN AIRLINES INC MASTER FIXED BENEFIT PENSION TRUST | | 154.826 | 154.826 | 154.826 |
| **D IEM 401(K) PLUS PLAN TRUST | | 322.301 | 322.301 | 322.301 |
| **D ARROWSTREET ACWI EX US ALPHA EXTENSION TRUST FUND U | | 103.222 | 103.222 | 103.222 |
| **D ISHARES EURO STOXX BANKS 3015 UCITS ETF (DE) | | 5.111.578 | 5.111.578 | 5.111.578 |
| **D ISHARES EURO STOXX UCITS ETF (DE) | | 933.930 | 933.930 | 933.930 |
| **D ISHARES STOXX EUROPE LARGE 200 UCITS ETF (DE) | | 26.157 | 26.157 | 26.157 |
| **D ISHARES STOXX EUROPE 600 BANKS UCITS ETF DE | | 4.426.446 | 4.426.446 | 4.426.446 |
| **D ISHARES STOXX EUROPE 600 UCITS ETF (DE) | | 1.675.112 | 1.675.112 | 1.675.112 |
| **D BLACKROCK ASSET MANAGEMENT SCHWEIZ AG FOR ISHARES WORLD EX SWITZERLAND ESG SCREENED EQUITY INDEX | | 76.060 | 76.060 | 76.060 |
| **D ISHARES WORLD EX SWITZERLAND EQUITY INDEX FUND II (CH) | | 11.800 | 11.800 | 11.800 |
| **D FUNDO DE SEGURANCA SOCIAL DO GOVERNO DA REGIAO ADMINISTRATIVA ESPECIAL DE MACAU | | 41.943 | 41.943 | 41.943 |
| **D ABN AMRO FGR | | 2.791 | 2.791 | 2.791 |
| **D AQR FLEX 1 SERIES LLC - SERIES C8 | | 741 | 741 | 741 |
| **D AQR FLEX 1 SERIES LLC - SERIES A15 | | 12.751 | 12.751 | 12.751 |
| **D AQR FLEX 1 SERIES LLC - SERIES A9 | | 355.838 | 355.838 | 355.838 |
| **D AQR FLEX 1 SERIES LLC SERIES A10 | | 56.017 | 56.017 | 56.017 |
| **D AQR FUNDS- AQR USE FUSION FUND | | 3.704 | 3.704 | 3.704 |
| **D DIVERSIFIED EQUITY MASTER PORTFOLIO OF MASTER INV PORTFOLIO | | 87.929 | 87.929 | 87.929 |
| **D TOTAL INTERNATIONAL EX U.S. INDEX MASTER PORTFOLIO OF MASTER INV | | 117.796 | 117.796 | 117.796 |
| **D ALLIANZ AZIONI EUROPA | | 156.921 | 156.921 | 156.921 |
| **D ALLIANZ AZIONI ITALIA ALL STARS LL STARS | | 1.175.000 | 1.175.000 | 1.175.000 |
| **D ALLIANZ ITALIA 50 SPECIAL | | 34.000 | 34.000 | 34.000 |
| **D MEDIOLANUM FLESSIBILE SVILUPPO ITALIA | | 1.070.000 | 1.070.000 | 1.070.000 |
| **D MEDIOLANUM FLESSIBILE FUTURO ITALIA | | 8.267.024 | 8.267.024 | 8.267.024 |
| **D EURIZON FUND | | 4.609.338 | 4.609.338 | 4.609.338 |
| **D EURIZON INVESTMENT SICAV | | 170.362 | 170.362 | 170.362 |
| **D INSTITUTIONAL SOLUTIONS FUND FCP-SIF | | 121.119 | 121.119 | 121.119 |
| **D YOURINDEX SICAV | | 122.062 | 122.062 | 122.062 |
| **D AQR FUNDS - AQR TREND TOTAL RETURN FUND | | 13.301 | 13.301 | 13.301 |
| **D THE ARROWSTREET COMMON CONTRACTUAL FUND | | 101.428 | 101.428 | 101.428 |
| **D AQR FUNDS AQR LONGSHORT EQUITY FUND | | 557.768 | 557.768 | 557.768 |
| **D ARROWSTREET (CANADA) GLOBAL WORLD ALPHA EXTENSION FUND I | | 1.924 | 1.924 | 1.924 |
| **D STATE STREET INTERNATIONAL EQUITIES INDEX TRUST LEVEL 15 | | 14.177 | 14.177 | 14.177 |
| **D AQR FUNDS- AQR CVX FUSION FUND | | 2.346 | 2.346 | 2.346 |
| **D THE TUOMO O. VUOLTEENAHO 2025 CHARI TABLE REMAINDER UNITRUST | | 11.777 | 11.777 | 11.777 |
| **D AQR FLEX 1 SERIES LLC- SERIES A13 | | 2.685 | 2.685 | 2.685 |
| **D CANADA PENSION PLAN INVESTMENT BOARD (CPPIB) | | 4.952.647 | 4.952.647 | 4.952.647 |
| **D DWS INVESTMENT GMBH FOR DWS VORSORGE AS (DYNAMIK) | | 13.809 | 13.809 | 13.809 |
| **D DWS INVESTMENT GMBH FOR DWS VORSORGE AS (FLEX) | | 5.364 | 5.364 | 5.364 |
| **D DWS INVESTMENT GMBH FOR DWS QI EUROPEAN EQUITY | | 94.105 | 94.105 | 94.105 |
| **D DWS INVESTMENT GMBH FOR MULTI-INDEX EQUITY FUND | | 15.129 | 15.129 | 15.129 |
| **D MEAG MULTI LIFE | | 42.744 | 42.744 | 42.744 |
| **D UNIVERSALINVESTMENTGESELLSCHAFTMBH FOR DEBEKVAKTIENEUROPAESG | | 310.593 | 310.593 | 310.593 |
| **D MEAG MUNICH ERGO KAPITALANLAGEGESELLSCHAFT MBH FOR MEAG ERGO PENSION I | | 40.368 | 40.368 | 40.368 |
| **D MEAG PENSION INVEST | | 15.637 | 15.637 | 15.637 |
| **D MEAG MUNICH ERGO KAPITALANLAGEGESELLSCHAFT MBH FOR MEAG EURO | | 82.229 | 82.229 | 82.229 |
| **D MEAG MUNICH ERGO KAPITALANLAGEGES MBH FOR MEAG EUROSTAR | | 4.736 | 4.736 | 4.736 |



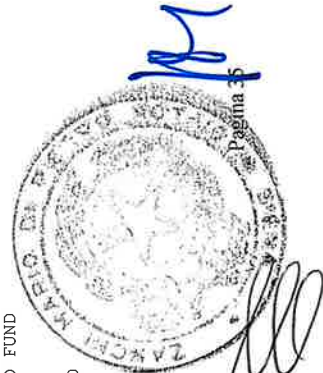
Assemblea Straordinaria del 04 febbraio 2026

LISTA ESITO DELLA VOTAZIONE

Objetto: 1. Modifiche dello Statuto sociale: i) articoli 13 comma 3 lett. e) e 14 comma 5 con previsione della facoltà dell'Assemblea Ordinaria di incrementare il limite di 1:1 tra la componente variabile e quella fissa della remunerazione;

FAVOREVOLI

| Badge | Ragione Sociale | Proprio | Delega | Totale |
|-------|--|------------|------------|------------|
| **D | MEAG MUNICH ERGO KAPITALANLAGEGESELLSCHAFT MBH FOR MEAG ATLAS | 31.813 | 31.813 | 31.813 |
| **D | SMTB FOREI GN STOCK INDEX MOTHER FUND | 1.433 | 1.433 | 1.433 |
| **D | THE MASTER TRUST BANK OF JAPAN LTD RE: HITACHI FOREIGN EQUITY INDEX MOTHER FUND | 24.606 | 24.606 | 24.606 |
| **D | SPDR MSCI WORLD QUALITY MIX ETF | 5.981 | 5.981 | 5.981 |
| **D | COMMONFUND STRATEGIC SOLUTIONS GLOBAL EQUITY, LLC | 7.796 | 7.796 | 7.796 |
| **D | THE GOLDMAN SACHS TRUST COMPANINA COLLECTIVE TRUST | 57.952 | 57.952 | 57.952 |
| **D | LAZARD INTERNATIONAL STRATEGIC EQUITY TRUST | 528.990 | 528.990 | 528.990 |
| **D | AB VARIABLE PRODUCTS SERIES FUND INC. - AB DYNAMIC ASSET AL LOCATION PORTFOLIO | 3.590 | 3.590 | 3.590 |
| **D | JOHN HANCOCK LIFE AND HEALTH INSURANCE COMPANY | 96.728 | 96.728 | 96.728 |
| **D | LAZARD ASSET MANAGEMENT LLC | 426 | 426 | 426 |
| **D | LAZARD ESC INTERNATIONAL STRATEGIC EQUITY PORTFOLIO | 12.774 | 12.774 | 12.774 |
| **D | LAZARD INTERNATIONAL EQUITY ADVANTAGE PORTFOLIO | 125.752 | 125.752 | 125.752 |
| **D | LAZARD INTERNATIONAL EQUITY SELECT PORTFOLIO | 39.683 | 39.683 | 39.683 |
| **D | PENSTON BENEFIT GUARANTY CORPORATION | 104.679 | 104.679 | 104.679 |
| **D | INTE KAPITALANLAGEGESELLSCHAFT MBH FOR LHPRIIVARENTEAKTIEN | 85.000 | 85.000 | 85.000 |
| **D | UNIVERSAL INVESTMENT GESELLSCHAFT MBH FOR KEPT UNIVERSAL FONDS | 28.587 | 28.587 | 28.587 |
| **D | JOHN HANCOCK VARIABLE INSURANCE TRUST STRAT EQ ALLOCATION TRUST | 28.184 | 28.184 | 28.184 |
| **D | JOHN HANCOCK TRUST COMPANY COLLECTIVE INVESTMENT TRUST | 228.003 | 228.003 | 228.003 |
| **D | JOHN HANCOCK HEDGED EQUITY AND INCOME FUND | 159.755 | 159.755 | 159.755 |
| **D | JOHN HANCOCK MULTIFACTOR DEVELOPED INTERNATIONAL ETF | 6.732 | 6.732 | 6.732 |
| **D | HC CAPITAL TRUST - THE ESG GROWTH PORTFOLIO | 248.722 | 248.722 | 248.722 |
| **D | HC CAPITAL TRUST- THE CATHOLIC SRI GROWTH PORTFOLIO | 3.183 | 3.183 | 3.183 |
| **D | ARKWRIGHT, LLC | 2.292 | 2.292 | 2.292 |
| **D | HC CAPITAL TRUST- THE INTERNATIONAL EQUITY PORTFOLIO | 33.207 | 33.207 | 33.207 |
| **D | THE METHODIST HOSPITAL | 427.228 | 427.228 | 427.228 |
| **D | Kaiser Foundation Hospitals | 82.637 | 82.637 | 82.637 |
| **D | Kaiser Permanente Group Trust | 230 | 230 | 230 |
| **D | HC Capital Trust- The Institutional International Equity Portfol | 9.392 | 9.392 | 9.392 |
| **D | State Street Total Return Vis Fund | 25.980 | 25.980 | 25.980 |
| **D | Vanguard Fiduciary Trust Company Developed Markets Index Trust | 12.158 | 12.158 | 12.158 |
| **D | Vanguard Total World Stock Index Fund | 441.974 | 441.974 | 441.974 |
| **D | Vanguard Developed Markets Index Fund | 1.592.052 | 1.592.052 | 1.592.052 |
| **D | UBS Fund Management (Switzerland) AG on behalf of Zurich Investinstitutional Funds | 19.770.223 | 19.770.223 | 19.770.223 |
| **D | UBS Fund Management (Switzerland) AG on behalf of Zurich Investinstitutional Funds | 76.160 | 76.160 | 76.160 |
| **D | SSB MSCI ACWI EX USA IMI Screened Nonlending Common Trust Fund | 3.200 | 3.200 | 3.200 |
| **D | New York State Teachers Retirement System | 89.454 | 89.454 | 89.454 |
| **D | Empower Annuity Insurance Company | 2.267.594 | 2.267.594 | 2.267.594 |
| **D | Manulife Investment Management International Equity Index Pooled Fund | 75.644 | 75.644 | 75.644 |
| **D | IMGP International Fund | 110.311 | 110.311 | 110.311 |
| **D | Vanguard Global Momentum FactorETF | 189.458 | 189.458 | 189.458 |
| **D | Vanguard FTSE Developed Ex North America High Dividend Yield Ind | 12.899 | 12.899 | 12.899 |
| **D | MEAG MUNICH ERGO KAPITALANLAGEGESELLSCHAFT MBH FOR MEAG VISION | 164.786 | 164.786 | 164.786 |
| **D | Venerable International Index Fund | 26.606 | 26.606 | 26.606 |
| **D | Metzler Asset Management GmbH for MIFONDS 415 | 94.890 | 94.890 | 94.890 |
| **D | Allianz Global Investors GmbH for AllianzGIFONDS HPT | 245.025 | 245.025 | 245.025 |
| **D | DWS Investment GmbH for DEAMFONDS GSK 1 | 493 | 493 | 493 |
| **D | Vanguard FTSE Developed Europe All Cap Index ETF | 22.585 | 22.585 | 22.585 |
| **D | Vanguard FTSE Developed Europe All Cap Index ETF | 54.303 | 54.303 | 54.303 |



Pagina 35

LISTA ESITO DELLA VOTAZIONE

Objetto: 1. Modifiche dello Statuto sociale: i) articoli 13 comma 3 lett. e) e 14 comma 5 con previsione della facoltà dell'Assemblea Ordinaria di incrementare il limite di 1.1 tra la componente variabile e quella fissa della remunerazione;

FAVOREVOLI

| Badge | Ragione Sociale | Proprio | Delega | Totale |
|---|-----------------|---------|-----------|-----------|
| **D VANGUARD FTSE DEVELOPED ALL CAPEX NORTH AMERICA INDEX ETF | | | 479.690 | 479.690 |
| **D DWS INVESTMENT GMBH FOR DWS SYSTEMATIC EUROPEAN EQUITY | | | 24.849 | 24.849 |
| **D DWS INVESTMENT GMBH FOR DEAMFONDS PG EQ | | | 22.000 | 22.000 |
| **D UNIVERSAL-INVESTMENT-GESELLSCHAFT MBH FOR UI-ELKB-FONDS 1 | | | 163.363 | 163.363 |
| **D UBS (IRL) ETF PLC | | | 442.154 | 442.154 |
| **D ASIAN DEVELOPMENT BANK | | | 35.721 | 35.721 |
| **D UNIVERSAL-INVESTMENT-GESELLSCHAFT MBH FOR TK2011 | | | 2.432 | 2.432 |
| **D CALIFORNIA STATE TEACHERS' RETIREMENT SYSTEM | | | 2.795.841 | 2.795.841 |
| **D STATE STREET CCF | | | 6.981 | 6.981 |
| **D CALIFORNIA PUBLIC EMPLOYEES RETIREMENT SYSTEM | | | 3.114.087 | 3.114.087 |
| **D UNIVERSALINVESTMENTGESELLSCHAFTMBH FOR SRV100 | | | 1.282 | 1.282 |
| **D STATE STREET IRELAND UNIT TRUST | | | 63.659 | 63.659 |
| **D SSGA SPDR ETFS EUROPE I PUBLIC LIMITED COMPANY | | | 705.417 | 705.417 |
| **D SSGA SPDR ETFS EUROPE II PUBLICLIMITED COMPANY | | | 649.621 | 649.621 |
| **D PUBLIC EMPLOYEES' LONG-TERM CARE FUND | | | 32.623 | 32.623 |
| **D THE STATE OF CONNECTICUT, ACTING THROUGH ITS TREASURER | | | 410.091 | 410.091 |
| **D SCOTIA INTERNATIONAL EQUITY INDEX FUND | | | 7.165 | 7.165 |
| **D SSGA MSCI ACWI EX-USA INDEX NON-LENDING DAILY TRUST | | | 6.438 | 6.438 |
| **D SELFFINANCING POSTSECONDARY EDUCATION FUND | | | 2.728 | 2.728 |
| **D HARTFORD SCHRODERS DIVERSIFIED GROWTH FUND | | | 2.188 | 2.188 |
| **D DESJARDINS RI DEVELOPED EXUSA EXCANADA LOW CO2 INDEX ETF | | | 2.885 | 2.885 |
| **D DESJARDINS INTERNATIONAL EQUITYIND EX ETF | | | 95.948 | 95.948 |
| **D RIVER AND MERCANTILE INVESTMENTS IC | | | 41.819 | 41.819 |
| **D GOVERNMENT PENSION INVESTMENT FUND | | | 8.414.428 | 8.414.428 |
| **D DWS INVESTMENT GMBH FOR DEAM-FONDS CPT | | | 4.614 | 4.614 |
| **D THRIVENT INTERNATIONAL INDEX PORTFOLIO | | | 28.318 | 28.318 |
| **D RUSSELL INVESTMENTS GLOBAL SMALLER COMPANIES POOL | | | 1.194 | 1.194 |
| **D RUSSELL INVESTMENTS MULTIFACTORINTERNATIONAL EQUITY POOL | | | 2.108 | 2.108 |
| **D ARROWSTREET (CANADA) GLOBAL ALL-COUNTRY FUND II | | | 5.900 | 5.900 |
| **D SMTB FOREI GN EQUITY INDEX OFENMOTHER FUND | | | 68.940 | 68.940 |
| **D DWS INVESTMENT GMBH FOR DEAMFONDS KGPENSIONEN | | | 9.295 | 9.295 |
| **D DWS INVESTMENT GMBH FOR DEAM FONDS STK | | | 1.042 | 1.042 |
| **D MAS PENSION SIEFORE BASICA 80-84, SA. DE C.V. | | | 108.934 | 108.934 |
| **D MAS PENSION SIEFORE BASICA 85-89 SA. DE C.V. | | | 106.690 | 106.690 |
| **D MAS PENSION SIEFORE BASICA 90-94, SS DE C.V. | | | 65.644 | 65.644 |
| **D PACIFIC SELECT FUND -PD INTERNATIONAL LARGE-CAP INDEX PORTFOLIO | | | 77.426 | 77.426 |
| **D PRUDENTIAL HONG KONG LIMITED | | | 21.708 | 21.708 |
| **D MAS PENSION SIEFORE BASICA 60-64 SA DE C.V. | | | 44.135 | 44.135 |
| **D MAS PENSION SIEFORE BASICA 65-69, SA DE C.V. | | | 92.557 | 92.557 |
| **D MAS PENSION SIEFORE BASICA 70-74, SA DE C.V. | | | 85.628 | 85.628 |
| **D MAS PENSION SIEFORE BASICA 75-79 SA DE C.V. | | | 86.485 | 86.485 |
| **D PIMCO COMMODITIESPLUS STRATEGY FUND | | | 46.500 | 46.500 |
| **D PIMCO DYNAMIC INCOME OPPORTUNITIES FUND | | | 2.274.000 | 2.274.000 |
| **D PIMCO ACCESS INCOME FUND | | | 1.073.500 | 1.073.500 |
| **D DWS INVESTMENT GMBH FOR DWS-FONDS SFT MASTER | | | 3.290 | 3.290 |
| **D FIDELITY INTERNATIONAL VALUE INDEX ETF | | | 982.015 | 982.015 |
| **D POLICE AND FIREMEN'S RETIREMENTSYSTEM OF NEW JERSEY | | | 265.447 | 265.447 |
| **D PROCTER AND GAMBLE BELGIUM PENSION FUND | | | 4.855 | 4.855 |

Assemblea Straordinaria del 04 febbraio 2026

LISTA ESITO DELLA VOTAZIONE

Oggetto: **1. Modifiche dello Statuto sociale: i) articoli 13 comma 3 lett. e) e 14 comma 5 con previsione della facoltà dell'Assemblea Ordinaria di incrementare il limite di 1:1 tra la componente variabile e quella fissa della remunerazione;**

FAVOREVOLI

| Badge | Ragione Sociale | Proprio | Delega | Totale |
|--|-----------------|-----------|-----------|-----------|
| **D PINNACLE ICAY | | 59.737 | 59.737 | 59.737 |
| **D PRINCIPLE LIFE INSURANCE COMPANY | | 49.717 | 49.717 | 49.717 |
| **D CITY OF NEW YORK GROUP TRUST | | 1.127.399 | 1.127.399 | 1.127.399 |
| **D FIDELITY COVINGTON TRUST: FIDELITY ENHANCED INTERNATIONAL ETF | | 1.390.412 | 1.390.412 | 1.390.412 |
| **D FIDELITY COVINGTON TRUST: FIDELITY INTL VALUE FACTOR ETF | | 239.701 | 239.701 | 239.701 |
| **D PUBLIC EMPLOYEES RETIREMENT SYSTEM OF NEVADA | | 957.533 | 957.533 | 957.533 |
| **D STATE OF NEW JERSEY COMMON PENSION FUND D | | 899.840 | 899.840 | 899.840 |
| **D RETIREMENT BENEFITS INVESTMENT FUND | | 15.672 | 15.672 | 15.672 |
| **D JANE TAFT INGALLS TR DTD 12 6 51 FDC ATTN GARY LOMBARDO | | 3.211 | 3.211 | 3.211 |
| **D TALCOTT RESOLUTION LIFE INSURANCE COMPANY | | 23.749 | 23.749 | 23.749 |
| **D NORTROP GRUNMAN PENSION MASTERTRUST | | 12.352 | 12.352 | 12.352 |
| **D TEXAS MUNICIPAL RETIREMENT SYSTEM | | 236.427 | 236.427 | 236.427 |
| **D MCIC VERMONT (A RECIPROCAL RISKRETENTION GROUP) | | 6.924 | 6.924 | 6.924 |
| **D MARYLAND STATE RETIREMENT PENSION SYSTEM | | 1.567.711 | 1.567.711 | 1.567.711 |
| **D RUSSELL INVESTMENTS MULTIASET FACTOR EXPOSURE FUND | | 6.851 | 6.851 | 6.851 |
| **D MERCER UCITS COMMON CONTRACTUALFUND | | 341.326 | 341.326 | 341.326 |
| **D MERCER QIF COMMON CONTRACTUAL FUND | | 429.075 | 429.075 | 429.075 |
| **D LM FUND LP | | 4.930 | 4.930 | 4.930 |
| **D LOCKHEED MARTIN CORPORATION DEFINED CONTRIBUTION PLANS MASTER TR | | 73.734 | 73.734 | 73.734 |
| **D MGI FUNDS PLC | | 766.280 | 766.280 | 766.280 |
| **D MOUNT HATTON INVESTMENTS LIMITED | | 19.015 | 19.015 | 19.015 |
| **D MERCER GLOBAL EQUITY FUND | | 358.753 | 358.753 | 358.753 |
| **D MARGOLD TACTICAL STRATEGIES LTD | | 5.643 | 5.643 | 5.643 |
| **D THE PRUDENTIAL INSURANCE COMPANY OF AMERICA | | 63.961 | 63.961 | 63.961 |
| **D MERCER INTERNATIONAL EQUITY FUND | | 27.158 | 27.158 | 27.158 |
| **D WWF FOUNDATION | | 1.315 | 1.315 | 1.315 |
| **D AGIALLIANZ VERMOEGENSBIILDUNG EUROPA | | 301.562 | 301.562 | 301.562 |
| **D ALLIANZ GLOBAL INVESTORS GMBH FOR INDUSTRIA | | 2.034.561 | 2.034.561 | 2.034.561 |
| **D MDPIW INTERNATIONAL EQUITY INDEX POOL | | 93.165 | 93.165 | 93.165 |
| **D SPDR MSCI EAFE STRATEGICFACTORSEIF | | 56.247 | 56.247 | 56.247 |
| **D SPDR MSCI WORLD STRATEGICFACTORS ETF | | 3.644 | 3.644 | 3.644 |
| **D LAZARD GLOBAL INVESTMENT FUNDS PUBLIC LIMITED COMPANY | | 50.108 | 50.108 | 50.108 |
| **D RHUMBLINE INTERNATIONAL POOLED INDEX TRUST | | 85.567 | 85.567 | 85.567 |
| **D RHUMBLINE ALL COUNTRY INTERNATIONAL INDEX FUND | | 4.152 | 4.152 | 4.152 |
| **D CAYMAN ISLANDS CHAMBER OF COMMERCE PENSION FUND | | 12.611 | 12.611 | 12.611 |
| **D STATE STREET GLOBAL ALL CAP EQUITY EXUS INDEX PORTFOLIO | | 533.920 | 533.920 | 533.920 |
| **D STATE STREET INTERNATIONAL DEVELOPED EQUITY INDEX PORTFOLIO | | 386.973 | 386.973 | 386.973 |
| **D JUNIVERSITAS GB UMBRELLA FUND -JUNIVERSITAS MA M 1 FUND UNIT TRUST | | 7.656 | 7.656 | 7.656 |
| **D SUNAMERICA SERIES TRUST - SA INTERNATIONAL INDEX PORTFOLIO | | 97.959 | 97.959 | 97.959 |
| **D OPENWORLD PUBLIC LIMITED COMPANY | | 3.419 | 3.419 | 3.419 |
| **D INSTITUTIONAL RETIREMENT TRUST | | 17.389 | 17.389 | 17.389 |
| **D INVESCO BCPL BADGER FUND, A SERIES OF INVESCO MULTI SERIES FUNDS-IT | | 9.695 | 9.695 | 9.695 |
| **D JNL/MELLON MSCI WORLD INDEX FUND | | 20.995 | 20.995 | 20.995 |
| **D JNL/DFA INTERNATIONAL CORE EQUITY FUND | | 158.284 | 158.284 | 158.284 |
| **D SUNAMERICA SERIES TRUST SA JPM DIVERSIFIED BALANCED PORTFOLIO | | 3.383 | 3.383 | 3.383 |
| **D SEASONS SERIES TRUST SA MULTI-MANAGED INTERNATIONAL EQUITY PORTFOLIO | | 8.791 | 8.791 | 8.791 |
| **D TANGERINE BALANCED GROWTH PORTFOLIO | | 27.912 | 27.912 | 27.912 |
| **D TANGERINE EQUITY GROWTH PORTFOLIO | | 37.799 | 37.799 | 37.799 |



Pagina 37

Azionisti:

1.924

Teste: 1

Assemblea Straordinaria del 04 febbraio 2026

LISTA ESITO DELLA VOTAZIONE

Oggetto: **1. Modifiche dello Statuto sociale: i) articoli 13 comma 3 lett. e) e 14 comma 5 con previsione della facoltà dell'Assemblea Ordinaria di incrementare il limite di 1:1 tra la componente variabile e quella fissa della remunerazione;**

FAVOREVOLI

| Badge | Ragione Sociale | Proprio | Delega | Totale |
|-------|---|---------|-----------|-----------|
| **D | TRANSAMERICA MORGAN STANLEY GLOBAL ALLOCATION VP | | 11.617 | 11.617 |
| **D | TRANSAMERICA MSCI EAFE INDEX VP | | 12.326 | 12.326 |
| **D | SCOTIA RESPONSIBLE INVESTING INTERNATIONAL EQUITY INDEX ETF | | 7.326 | 7.326 |
| **D | INVESTEC GLOBAL SELECT LLC- INVESTEC INTERNATIONALLY DYNAMIC EQUITY FUND | | 991.562 | 991.562 |
| **D | STICHTING ING CDC PENSIOENFONDS | | 5.351 | 5.351 |
| **D | TANGERINE BALANCED INCOME PORTFOLIO | | 2.178 | 2.178 |
| **D | TANGERINE BALANCED PORTFOLIO | | 18.799 | 18.799 |
| **D | HARTFORD MULTI-ASSET INCOME FUND | | 11.003 | 11.003 |
| **D | ROCHE U.S. RETIREMENT PLANS MASTER TRUST | | 23.693 | 23.693 |
| **D | SCOTIA INTERNATIONAL EQUITY INDEX TRACKER ETF | | 59.709 | 59.709 |
| **D | FIDELITY GLOBAL FINANCIAL SERVICES FUND | | 7.301 | 7.301 |
| **D | FIDELITY GLOBAL EX-U.S. EQUITY INDEX INSTITUTIONAL TRUST | | 13.658 | 13.658 |
| **D | MERCER GE INTERNATIONAL EQUITY FUND | | 7.274 | 7.274 |
| **D | SCHRODER DIVERSIFIED GROWTH FUND (CANADA) | | 604 | 604 |
| **D | MICROSOFT CORPORATION SAVINGS PLUS 401(K) PLAN | | 93.923 | 93.923 |
| **D | PRESBYTERIAN CHURCH IN AMERICA 403 (B) (9) RETIREMENT PLAN | | 12.607 | 12.607 |
| **D | UNIVERSAL INVESTMENT GESELLSCHAFT MBH FOR EMPUREON EUROPE EQUITY FUND | | 6.574 | 6.574 |
| **D | FEDEX CORPORATION EMPLOYEES PENSION TRUST | | 14.357 | 14.357 |
| **D | VALIC COMPANY I - INTERNATIONALLY SOCIALLY RESPONSIBLE FUNDK | | 9.811 | 9.811 |
| **D | LORD ABBETT SECURITIES TRUST-LORD ABBETT INTERNATIONAL VALUE FUN | | 433.866 | 433.866 |
| **D | FIDUCIE GLOBALE DES REGIMES DEREGISTRE DE LA SOCIETE DE TRANSPORT DE MONTREAL | | 91.466 | 91.466 |
| **D | REGIME DE RENTES DU MOUVEMENT DESJARDINS | | 32.010 | 32.010 |
| **D | CALVERT INTERNATIONAL RESPONSIBLE INDEX FUND | | 95.993 | 95.993 |
| **D | CALVERT VP EAFE INTERNATIONAL INDEX PORTFOLIO | | 20.659 | 20.659 |
| **D | XTRACKERS (IE) PUBLIC LIMITED COMPANY | | 1.889.529 | 1.889.529 |
| **D | DESJARDINS SECURITE FINANCIERE COMPAGNIE D'ASSURANCE VIE | | 5.916 | 5.916 |
| **D | DIMENSIONAL FUNDS PLC | | 1.661.374 | 1.661.374 |
| **D | DETROIT EDISON QUALIFIED NUCLEAR DECOMMISSIONING TRUST | | 27.832 | 27.832 |
| **D | AMERICAN BEACON INTERNATIONAL EQUITY FUND | | 132.386 | 132.386 |
| **D | TIAA-CREF QUANT INTERNATIONAL CAPEQUITY FUND AL SMALL | | 30.384 | 30.384 |
| **D | TRUST I AB GLOBAL DYNAMIC ALLOCATION PORTFOLIO | | 29.115 | 29.115 |
| **D | CARDANO COMMON CONTRACTUAL FUND | | 10.382 | 10.382 |
| **D | CENTRAL PROVIDENT FUND BOARD | | 4.377 | 4.377 |
| **D | COLUMBIA THREADNEEDLE (IRL) ICAV | | 4.248 | 4.248 |
| **D | CITY UNIVERSITY OF NEW YORK | | 1.742 | 1.742 |
| **D | COLUMBIA RESEARCH ENHANCED INTERNAT IONAL EQUITY ETF | | 770 | 770 |
| **D | STATE OF ALASKA RETIREMENT AND BENEFITS PLANS | | 131.615 | 131.615 |
| **D | AMERICAN BUREAU OF SHIPPING | | 2.013 | 2.013 |
| **D | RTX SAVINGS PLAN MASTER TRUST | | 583.752 | 583.752 |
| **D | INTERNATIONAL TILTS MASTER PORTFOLIO OF MASTER INVESTMENT PORTFO | | 2.884.300 | 2.884.300 |
| **D | ARCHITAS MULTIMANAGER GLOBAL FUNDS UNIT TRUST | | 177.288 | 177.288 |
| **D | AMERICAN CENTURY ICAV | | 21.794 | 21.794 |
| **D | AXA IM ETF ICAV | | 3.168 | 3.168 |
| **D | ALPS INTERNATIONAL SECTOR DIVIDEND DOGS ETF | | 316.691 | 316.691 |
| **D | AMERICAN CENTURY ETF TR-AMERICAN CENT QUALITY DIVERSIFIED INTL ETF | | 37.728 | 37.728 |
| **D | AMERICAN CENTURY ETF TRUST-AVANTIS INTERNATIONAL EQUITY FUND | | 566.731 | 566.731 |
| **D | AMERICAN CENTURY ETF TRUST-AVANTIS INTERNATIONAL EQUITY FUND | | 820 | 820 |
| **D | MATB MSCI KOKUSAI INDEX MOTHER FUND | | 46.655 | 46.655 |

Azionisti:

1.924 Teste: 1



Pagina 38

Assemblea Straordinaria del 04 febbraio 2026

LISTA ESITO DELLA VOTAZIONE

Objetto: 1. Modifiche dello Statuto sociale: i) articoli 13 comma 3 lett. e) e 14 comma 5 con previsione della facoltà dell'Assemblea Ordinaria di incrementare il limite di 1:1 tra la componente variabile e quella fissa della remunerazione;

FAVOREVOLI

| Badge | Ragione Sociale | Proprio | Delega | Totale |
|---|-----------------|---------|-----------|-----------|
| **D AMERICAN CENTURY ETF TRUST-AVANTIS RESPONSIBLE INTERNATIONAL EQUITY ETF | | | 6.269 | 6.269 |
| **D AMUNDI AUSTRIA GMBH FOR AMUNDIOKO SAZIAL STOCK | | | 690.000 | 690.000 |
| **D EURIZON STEP 70 PIR ITALIA GIUGNO 2027 | | | 60.000 | 60.000 |
| **D EURIZON AM RILANCIO ITALIA TR | | | 10.000 | 10.000 |
| **D EURIZON DYNAMIC STEP TO GLOBAL TRENDS | | | 11.601 | 11.601 |
| **D EURIZON STEP TO GLOBAL TRENDS | | | 4.347 | 4.347 |
| **D EURIZON PIR ITALIA AZIONI | | | 77.877 | 77.877 |
| **D EURIZON AZIONI INTERNAZIONALI | | | 546.339 | 546.339 |
| **D EURIZON CAP SGR-RENDITA | | | 8.950 | 8.950 |
| **D EURIZON AZIONI AREA EURO | | | 408.765 | 408.765 |
| **D EURIZON AZIONI EUROPA | | | 634.021 | 634.021 |
| **D EURIZON AZIONI ITALIA | | | 2.900.437 | 2.900.437 |
| **D EURIZON PROGETTO ITALIA 40 | | | 370.396 | 370.396 |
| **D EURIZON PROGETTO ITALIA 70 | | | 257.437 | 257.437 |
| **D ALLIANZ GLOBAL INVESTORS FUND | | | 268.000 | 268.000 |
| **D AXA WORLD FUNDS SICAV | | | 154.647 | 154.647 |
| **D BLACKROCK STRATEGIC FUNDS | | | 178.485 | 178.485 |
| **D BLACKROCK GLOBAL INDEX FUNDS | | | 2.902.913 | 2.902.913 |
| **D XTRACKERS | | | 65.000 | 65.000 |
| **D DWS MULTI ASSET PIR FUND | | | 202.885 | 202.885 |
| **D AILIS SICAV | | | 6.866 | 6.866 |
| **D WILLERFUNDS | | | 283.858 | 283.858 |
| **D GOLDMAN SACHS LUX INVESTMENT FUNDS | | | 339.109 | 339.109 |
| **D EURIZON NEXT 2.0 | | | 418.826 | 418.826 |
| **D EURIZON FUND II | | | 7.561.785 | 7.561.785 |
| **D GOLDMAN SACHS FUNDS | | | 47.970 | 47.970 |
| **D OSSIAM LUX | | | 10.045 | 10.045 |
| **D EURIZON AM SICAV | | | 58.679 | 58.679 |
| **D ARERO - DER WELTFONDS - ESG | | | 84.099 | 84.099 |
| **D VARIOPARTNER SICAV | | | 962.344 | 962.344 |
| **D CREDIT SUISSE INDEX FUND (LUX) | | | 2.568.122 | 2.568.122 |
| **D UBS LUX FUND SOLUTIONS | | | 1.208.615 | 1.208.615 |
| **D NINETY ONE GLOBAL STRATEGY FUND | | | 396.147 | 396.147 |
| **D SPATE STREET GLOBAL ADVISORS LUXEMBOURG SICAV | | | 727.450 | 727.450 |
| **D BMO MSCI EAFE INDEX ETF | | | 287.299 | 287.299 |
| **D BMO INTERNATIONAL DIVIDEND ETF | | | 12.664 | 12.664 |
| **D CAPULA TAIL RISK MASTER FUND LIMITED | | | 812.642 | 812.642 |
| **D THE CAPTIVE INVESTORS FUND | | | 3.377 | 3.377 |
| **D RUSSELL INVESTMENT COMPANY MULTIFACTOR INTERNATIONAL EQUITY FUND | | | 13.835 | 13.835 |
| **D LACERA MASTER OPEB TRUST | | | 44.496 | 44.496 |
| **D LOS ANGELES COUNTY EMPLOYEES RETIREMENT ASSOCIATI | | | 457.954 | 457.954 |
| **D INTE KAPITALANLAGEGESELLSCHAFT MBH FOR DC EUROLAND EQUITIES | | | 237.529 | 237.529 |
| **D UNIVERSAL-INVESTMENT-GESELLSCHAFT MBH FOR FORTIS-GF-UI-FONDS | | | 7.380 | 7.380 |
| **D UNIVERSAL-INVESTMENT-GESELLSCHAFT MBH FOR FORTIS-GS-UI-FONDS | | | 7.380 | 7.380 |
| **D LVIP SSGA INTERNATIONAL INDEX FUND | | | 279.566 | 279.566 |
| **D LVIP DIMENSIONAL INTERNATIONAL CORE EQUITY FUND | | | 94.222 | 94.222 |
| **D SPDR MSCI EAFE FOSSIL FUEL RESERVES FREE ETF | | | 48.502 | 48.502 |



Azionisti:

1.924 Tcste: 1

Assemblea Straordinaria del 04 febbraio 2026

LISTA ESITO DELLA VOTAZIONE

Oggetto: 1. Modifiche dello Statuto sociale: i) articoli 13 comma 3 lett. e) e 14 comma 5 con previsione della facoltà dell'Assemblea Ordinaria di incrementare il limite di 1:1 tra la componente variabile e quella fissa della remunerazione;

FAVOREVOLI

| Badge | Ragione Sociale | Proprio | Delega | Totale |
|---|--------------------------------|-----------|-----------|-----------|
| **D VNL LP | | 1.654 | 1.654 | 185.459 |
| **D MONTANA BOARD OF INVESTMENTS | | 3.402 | 3.402 | 3.402 |
| **D E TRADE NO FEE INTERNATIONAL INDEX FUND | | 1.015.816 | 1.015.816 | 1.015.816 |
| **D WASHINGTON STATE INVESTMENT BOARD | | 86.027 | 86.027 | 86.027 |
| **D FCA CANADA INC. ELECTED MASTER TRUST | | 8.161 | 8.161 | 8.161 |
| **D SYLVAN PARTNERS, LLC | | 4.391.524 | 4.391.524 | 4.391.524 |
| **D SCHWAB INTERNATIONAL EQUITY ETF | | 271.363 | 271.363 | 271.363 |
| **D SCHWAB FUNDAMENTAL INTERNATIONAL SMALL COMPANY INDEX ETF | | 16.288 | 16.288 | 16.288 |
| **D DYNAMIC ACTIVE GLOBAL FINANCIALSERVICES ETF | | 149.165 | 149.165 | 149.165 |
| **D UNIVERSAL-INVESTMENT-GESELLSCHAFT MBH FOR PRO2-UI-AKTIEFONDS | | 132.953 | 132.953 | 132.953 |
| **D FIDELITY RUTLAND SQUARE TRUST II STRATEGIC ADVISERS INT FUND | | 2.132 | 2.132 | 2.132 |
| **D FMR CAPITAL INC | | 1.609 | 1.609 | 1.609 |
| **D RUSSELL INVESTMENT COMPANY PLC | | 5.850.343 | 5.850.343 | 5.850.343 |
| **D ISHARES III PUBLIC LIMITED COMPANY | | 689.506 | 689.506 | 689.506 |
| **D ISHARES V PUBLIC LIMITED COMPANY | | 3.697.215 | 3.697.215 | 3.697.215 |
| **D ISHARES IV PUBLIC LIMITED COMPANY | | 1.372.490 | 1.372.490 | 1.372.490 |
| **D ISHARES VI PUBLIC LIMITED COMPANY | | 14.149 | 14.149 | 14.149 |
| **D RUSSELL INVESTMENTS LOW CARBON GLOBAL SHARES FUND | | 12.495 | 12.495 | 12.495 |
| **D BRIGHTER SUPER | | 96.177 | 96.177 | 96.177 |
| **D TEAM SUPERANNUATION FUND | | 10.403 | 10.403 | 10.403 |
| **D EMERGENCY SERVICES SUPERANNUATION SCHEME | | 437.178 | 437.178 | 437.178 |
| **D AWARE SUPER | | 149.842 | 149.842 | 149.842 |
| **D RUSSELL INVESTMENTS TAX EFFECTIVE GLOBAL SHARES FUND | | 8.290 | 8.290 | 8.290 |
| **D IRONBARK ROYAL LONDON DIVERSIFIED G LOBAL SHARE FUND | | 160.859 | 160.859 | 160.859 |
| **D RETAIL EMPLOYEES SUPERANNUATIONTRUST | | 1.562 | 1.562 | 1.562 |
| **D PERPETUAL PRIVATE RI INTERNATIONAL SHARE FUND | | 2.943 | 2.943 | 2.943 |
| **D INTERNATIONAL EQUITIES SECTOR TRUST | | 755.018 | 755.018 | 755.018 |
| **D AUSTRALIAN RETIREMENT TRUST | | 36.838 | 36.838 | 36.838 |
| **D NGS SUPER | | 21.829 | 21.829 | 21.829 |
| **D VANECK MSCI INTERNATIONAL VALUEETF | | 13.490 | 13.490 | 13.490 |
| **D VFMCI INTERNATIONAL EQUITY TRUST1 | | 22.971 | 22.971 | 22.971 |
| **D VFMCI INTERNATIONAL EQUITY TRUST2 | | 105.191 | 105.191 | 105.191 |
| **D SOCIAL PROTECTION FUND | | 6.275 | 6.275 | 6.275 |
| **D COLUMBIA THREADNEEDLE (UK) ICYCIII - CT UNIVERSAL MAP INCOME FUND | | 11.492 | 11.492 | 11.492 |
| **D ESKOM PENSION AND PROVIDENT FUND | | 30.413 | 30.413 | 30.413 |
| **D STICHTING PHILIPS PENSIOENFONDS | | 78.834 | 78.834 | 78.834 |
| **D NOW PENSIONS TRUST | | 100.985 | 100.985 | 100.985 |
| **D RGI FUNDS ICVC - RGI GLOBAL RECOVERY FUND | | 5.213 | 5.213 | 5.213 |
| **D SANDOQO AL WATAN INVESTMENTS (RESTRICTED) LTD | | 42.222 | 42.222 | 42.222 |
| **D VANGUARD ESG DEVELOPED WORLD ALL CAP EQ INDEX FND UK | | 741.182 | 741.182 | 741.182 |
| **D VANGUARD INVESTMENTS FUNDS ICVC-VANGUARD FTSE DEVELOPED WOR | INDEX - D.K. EQUITY INDEX FUND | 1.614.815 | 1.614.815 | 1.614.815 |
| **D VIF ICVC VANGUARD FTSE DEVELOPED EUROPE EXUK EQUITY INDEX FUND | | 197.876 | 197.876 | 197.876 |
| **D VIF ICVC VANGUARD FTSE GLOBAL ALL CAP INDEX FUND | | 45.612 | 45.612 | 45.612 |
| **D HSBC BANK PLC AS TRUSTEE OF STATE STREET AUT EUROPE EX UK | GREENED INDEX EQUITY FUND | 197.121 | 197.121 | 197.121 |
| **D NATWEST TRUSTEE AND DEPOSITORY SERVICES LIMITED AS TRUSTEE OF ST. JAMES S. PLACE CONTINENTAL EURO | | 1.952.144 | 1.952.144 | 1.952.144 |
| **D NATWEST ST JAMES S PLACE GREATER EUROPEAN PROGRESSIVE UK | TRUST | 33.796 | 33.796 | 33.796 |
| **D NATWEST ST JAMES S PLACE MANAGED GROWTH UNIT TRUST | | 67.025 | 67.025 | 67.025 |
| **D NATWEST TRUSTEE AND DEPOSITORY SERVICES LIMITED AS TRUSTEE OF ST. JAMES S. PLACE STRATEGIC MANAGE | | | | |

Azionisti:

1.924 Teste: 1

Pagina 4/4

Assemblea Straordinaria del 04 febbraio 2026

LISTA ESITO DELLA VOTAZIONE

Oggetto: **1. Modifiche dello Statuto sociale: i) articoli 13 comma 3 lett. e) e 14 comma 5 con previsione della facoltà dell'Assemblea Ordinaria di incrementare il limite di 1:1 tra la componente variabile e quella fissa della remunerazione;**

FAVOREVOLI

| Badge | Ragione Sociale | Proprio | Delega | Totale |
|-------|---|---------|---------|---------|
| **D | FAMILY INVESTMENTS CHILD TRUST FUND | | 25.243 | 25.243 |
| **D | FAMILY INVESTMENTS GLOBAL ICVC FAMILY BALANCED INTERNATIONAL FUND | | 16.779 | 16.779 |
| **D | HSBC BANK PLC AS TRUSTEE OF STATE STREET AUT GLOBAL INDEX EQUITY FUND | | 4.406 | 4.406 |
| **D | HSBC BANK PLC AS TRUSTEE OF STATE STREET AUT EUROPE EX UK INDEX EQUITY FUND | | 365.573 | 365.573 |
| **D | AQR FLEX 1 SERIES LLC- SERIES A6 | | 6.850 | 6.850 |
| **D | RAIFFEISEN GMBH NV AKTIEN GLOBAL | | 3.620 | 3.620 |
| **D | MACF 1 HOLDING LLC | | 2.192 | 2.192 |

Totale voti 2.055.867.833

Percentuale votanti % 99,484530

Percentuale Capitale % 67,662438



Pagina 1

LISTA ESITO DELLA VOTAZIONE

Oggetto: **1. Modifiche dello Statuto sociale: i) articoli 13 comma 3 lett. e) e 14 comma 5 con previsione della facoltà dell'Assemblea Ordinaria di incrementare il limite di 1:1 tra la componente variabile e quella fissa della remunerazione;**

CONTRARI

| Badge | Ragione Sociale | Proprio | Delega | Totale |
|-------|--|---------|-----------|-----------|
| 1 | COMPUTERSHARE SEA IN PERSONA DI ENRICO MONICELLI RAPPR. DESIGNATO IN QUALITÀ DI DELEGATO 135--UNDECIES TUF | | | |
| *** | VANNI GRAZIANO | | 2 | 2 |
| *** | RIVA ANDREA | | 282 | 282 |
| *** | BERGANTINO GIANMARIA | | 370 | 370 |
| *** | CAPOZZI SEBASTIAN EDGAR | | 752 | 752 |
| 2 | COMPUTERSHARE SEA IN PERSONA DI ENRICO MONICELLI RAPPR. DESIGNATO IN QUALITÀ DI SUBDELEGATO 135--NOVIES TUF | | | |
| *** | VENA DONATO | | 30.290 | 30.290 |
| *** | FARCAS CRISTINA | | 11.150 | 11.150 |
| 3 | COMPUTERSHARE SEA IN PERSONA DI ENRICO MONICELLI RAPPR. DESIGNATO IN QUALITÀ DI SUBDELEGATO 135--NOVIES ST. TREVISAN | | | |
| *** | AITOR FERNANDEZ NEIRA | | 12 | 12 |
| **D | NYLI GF AUSBIL GLOBAL SMALL CAP | | 15.683 | 15.683 |
| **D | HC RENTE | | 8.611 | 8.611 |
| **D | SIEMENS-FONDS SIEMENS-RENTE | | 181.025 | 181.025 |
| *** | SURIANO ALESSANDRO | | 250 | 250 |
| **D | INVESTMENT FUND SERVICES LIMITED | | 9.145 | 9.145 |
| **D | JPMORGAN ETFs (IRELAND) ICAV - EUROZONE RESEARCH ENHAN INDEX EQ ACTIVE UCITS ETF | | 93.276 | 93.276 |
| **D | JPMORGAN BETABUILDERS EUROPE ETF | | 1.284.716 | 1.284.716 |
| **D | JPMORGAN FUNDS | | 1.440.426 | 1.440.426 |
| **D | RLA INTERNATIONAL EQUITIES FUND | | 53.469 | 53.469 |
| **D | COMMINGLED PENSION TRUST FUND (EAFE EQUITY INDEX) OF JP MORGAN CHASE BANK, N.A. | | 1.020.908 | 1.020.908 |
| **D | BUREAU OF LABOR FUNDS-LABOR INSURANCE FUND | | 420 | 420 |
| **D | JPMORGAN INVESTMENT FUNDS | | 49.062 | 49.062 |
| **D | RLA NZ INTERNATIONAL EQUITIES FUND | | 24.956 | 24.956 |
| **D | JPMORGAN BETABUILDERS INTERNATIONAL EQUITY ETF | | 579.691 | 579.691 |
| **D | JPMORGAN SAR EUROPEAN FUND | | 266.884 | 266.884 |
| **D | JPMORGAN GLOBAL ALLOCATION FUND | | 23.731 | 23.731 |
| **D | BUREAU OF PUBLIC SERVICE PENSION FUND | | 6.227 | 6.227 |
| **D | JPMORGAN EUROPEAN GROWTH & INCOME PLC | | 305.723 | 305.723 |
| *** | HERTWECK CHRISTOPHE MICHEL | | 200 | 200 |
| *** | POIRIER ALEXANDRE | | 78 | 78 |
| *** | ROUSSEAU FREDERIC | | 2.008 | 2.008 |
| *** | STOK ERIK | | 1 | 1 |
| *** | CUNEO SOLARI JUAN BAUTISTA | | 29.927 | 29.927 |
| **D | CUKL COURTIERI ETHICAL VALUE EQT FD | | 46.000 | 46.000 |
| **D | RLA GLOBAL SHARE FUND | | 22.871 | 22.871 |
| **D | COURTIERI GLOBAL (EX-UK) EQUITYINCOME FUND | | 208.000 | 208.000 |
| **D | AUSBIL GLOBAL SMALLCAP FUND | | 67.606 | 67.606 |
| **D | CIP COURTIERI TR BALANCED RK FUND | | 420.000 | 420.000 |
| **D | CIP COURTIERI TR CAUTIOUS RK FUND | | 170.000 | 170.000 |
| **D | CIP COURTIERI TR GROWTH RK FUND | | 190.000 | 190.000 |
| **D | KANSAS PUBLIC EMPLOYEES RETIREMENT SYSTEM | | 2.645.918 | 2.645.918 |
| **D | JNL/JPMORGAN GLOBAL ALLOCATION FUND | | 7.689 | 7.689 |

Totale voti 9.217.359
 Percentuale votanti % 0,446033
 Percentuale Capitale % 0,303360

Azionisti: 39 Teste: 1



Assemblea Straordinaria del 04 febbraio 2026

LISTA ESITO DELLA VOTAZIONE

Oggetto: **1. Modifiche dello Statuto sociale: i) articoli 13 comma 3 lett. e) e 14 comma 5 con previsione della facoltà dell'Assemblea Ordinaria di incrementare il limite di 1:1 tra la componente variabile e quella fissa della remunerazione;**

CONTRARI

| Badge | Ragione Sociale | Proprio | Delega | Totale |
|-------|-----------------|---------|--------|--------|
|-------|-----------------|---------|--------|--------|



[Handwritten signature]

Assemblea Straordinaria del 04 febbraio 2026

LISTA ESITO DELLA VOTAZIONE

Oggetto: **1. Modifiche dello Statuto sociale: i) articoli 13 comma 3 lett. e) e 14 comma 5 con previsione della facoltà dell'Assemblea Ordinaria di incrementare il limite di 1:1 tra la componente variabile e quella fissa della remunerazione;**

ASTENUTI

| Badge | Ragione Sociale | Proprio | Delega | Totale |
|-------|---|---------|---------|---------|
| 3 | COMPUTERSHARE SPA IN PERSONA DI ENRICO MONICELLI RAPP. DESIGNATO IN QUALITÀ DI SUBDELEGATO 135-NOVIES ST., TREVISAN | | 6 | 6 |
| *** | SELLMANN PHILIPP | | 1.250 | 1.250 |
| *** | PATRINOS STEFANOS | | 23 | 23 |
| *** | MONTERO MARTINEZ IVAN | | 1 | 1 |
| *** | DINU DINU EMLIAN | | 2 | 2 |
| **D | NATIONAL BANK FINANCIAL | | 50 | 50 |
| *** | SOTGIU SIMONE | | 265 | 265 |
| **D | ALLANDO EXPRESS OU | | 120 | 120 |
| *** | TASSIN JEAN-FRANCOIS | | 77.220 | 77.220 |
| **D | SONA BLUE PEAK LTD. | | 451.998 | 451.998 |
| **D | BREVAN HOWARD ALPHA STRATEGIES MASTER FUND LIMITED | | 452.001 | 452.001 |
| **D | BREVAN HOWARD EMERGING MARKETS MULTI-STRATEGY MASTER FUND LI | | 452.001 | 452.001 |
| **D | BREVAN HOWARD MASTER FUND LIMITED | | 452.001 | 452.001 |

Totale voti

1.434.937

Percentuale votanti %

0,069437

Percentuale Capitale %

0,047226

Azionisti:

12 Teste: 1



Pagina 44